

METRIC

MIL-DTL-38999/33E
31 October 2011
SUPERSEDING
MIL-DTL-38999/33D
30 May 2008

DETAIL SPECIFICATION SHEET

CONNECTOR, ELECTRICAL CIRCULAR, COVER,
PROTECTIVE, RECEPTACLE, SERIES III, METRIC

This specification is approved for use by all Departments
and Agencies of the Department of Defense.

The requirements for acquiring the product described herein
shall consist of this specification sheet and MIL-DTL-38999.

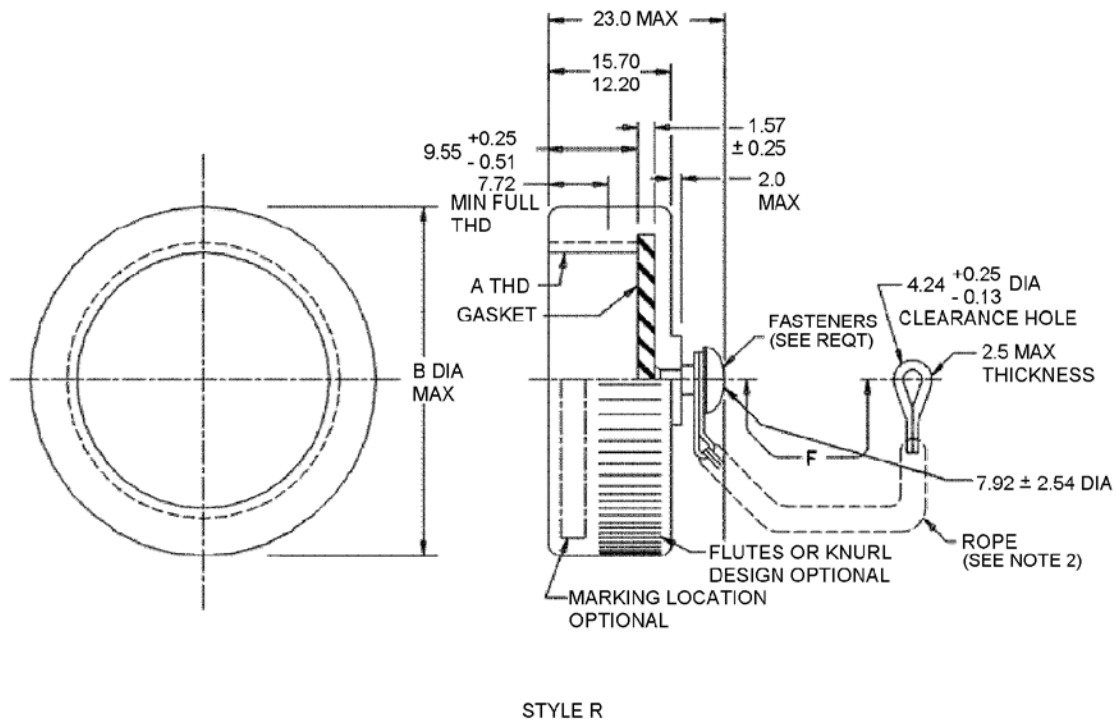


FIGURE 1. Protective cover, receptacle, all classes.

AMSC N/A

FSC 5935

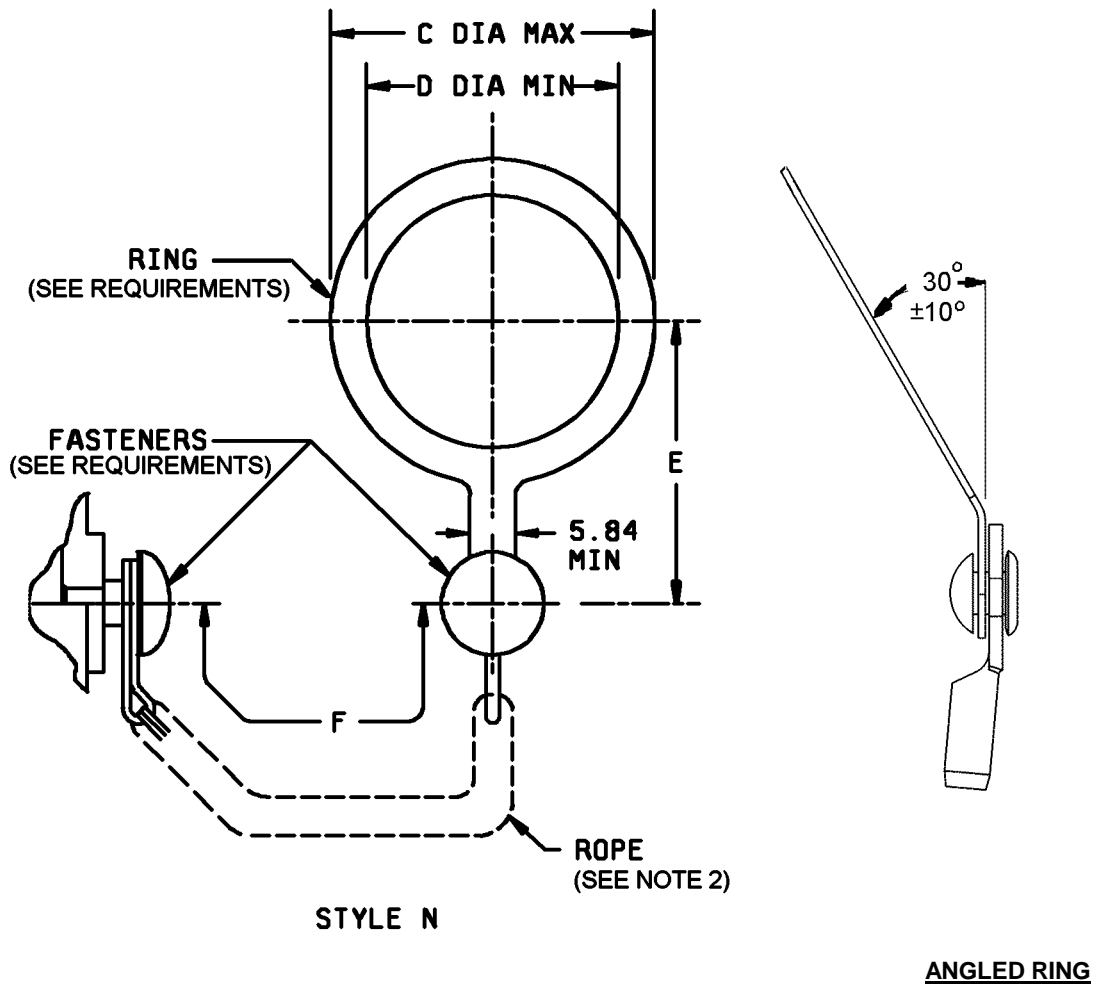


FIGURE 1. Protective cover, receptacle, all classes – Continued.

MIL-DTL-38999/33E

Dimensions						
Shell size	A THD-2B	B dia max	C dia max	D dia min	E	F + 13.0 - 7.0 (+.51/-.28)
9	.6250-0.1P-0.3L-TS	23.0 (.91)	27.0 (1.06)	17.64 (.69)	21.00 18.00 (.83/.71)	127.00 (5.00)
11	.7500-0.1P-0.3L-TS	28.0 (1.10)	32.0 (1.26)	21.97 (.86)	22.50 18.50 (.89/.73)	127.00 (5.00)
13	.8750-0.1P-0.3L-TS	31.0 (1.22)	37.0 (1.46)	25.12 (.99)	25.00 23.50 (.98/.93)	127.00 (5.00)
15	1.0000-0.1P-0.3L-TS	32.0 (1.26)	40.0 (1.57)	29.92 (1.18)	31.00 25.00 (1.22/.98)	127.00 (5.00)
17	1.1875-0.1P-0.3L-TS	37.0 (1.46)	44.0 (1.73)	32.00 (1.26)	32.50 26.50 (1.28/1.04)	127.00 (5.00)
19	1.2500-0.1P-0.3L-TS	39.0 (1.54)	46.0 (1.81)	36.27 (1.43)	34.00 28.00 (1.34/1.10)	127.00 (5.00)
21	1.3750-0.1P-0.3L-TS	42.0 (1.65)	49.0 (1.93)	38.25 (1.51)	35.50 30.00 (1.40/1.18)	127.00 (5.00)
23	1.5000-0.1P-0.3L-TS	45.0 (1.77)	54.0 (2.13)	42.62 (1.68)	37.50 31.50 (1.48/1.24)	127.00 (5.00)
25	1.6250-0.1P-0.3L-TS	49.0 (1.93)	56.0 (2.20)	44.45 (1.75)	39.00 33.00 (1.54/1.30)	127.00 (5.00)

NOTES:

1. Dimensions are in millimeters (inch equivalents in parentheses), except "A threads" which are in inches.
2. Method of attachment to cover and or ring is optional.
3. Inch dimensions are given for information only.

FIGURE 1. Protective cover, receptacle, all classes – Continued.

MIL-DTL-38999/33E

mm	Inches	mm	Inches
0.13	.005	4.24	.17
0.25	.01	5.84	.23
0.51	.02	7.72	.30
1.57	.06	7.92	.31
2.00	.08	9.55	.38
2.50	.098	12.20	.48
2.54	.100	15.70	.62

FIGURE 1. Protective cover, receptacle, all classes – Continued.

REQUIREMENTS:

Dimensions and configuration: See figure 1.

Materials:

Cover - Classes C, F, G, R, W and X: Impact extruded or machined aluminum alloy.
 Classes P, T and Z: Impact extruded or machined aluminum alloy.
 Classes H, K, N, S and Y: Corrosion resistant steel.
 Classes J and M: High performance resin in accordance with MIL-DTL-38999.
 (Class F is inactive for new design.)

Gasket - Silicone elastomer.

Ring - Corrosion resistant steel, passivated, 1.020 mm (.04 inches) maximum thickness.

Rope - Insulated stainless steel, passivated.
 Insulation shall withstand 200°C environment.

Fastener - Stainless steel, passivated.
 Option: Aluminum integral to cover.

Mating connectors: MIL-DTL-38999, series III.

Gasket shall be bonded to cover, or mechanically retained.

Rope shall rotate freely on fastener.

Fastener tensile strength: The protective cover and rope assembly shall withstand a dead weight tensile load of 25 pounds applied to both axial and longitudinal directions. The load shall be applied at the end of the rope assembly and held for 5 minutes. There shall be no separation of the rope assembly from the protective cover or damage to the rope assembly. Both axial and longitudinal directions shall be 25 pounds. The load shall be applied to the end of the rope.

MIL-DTL-38999/33E

Qualification. Qualification shall be in accordance with MIL-DTL-38999, except only the following sequence of tests shall be required:

- Examination of product
- Coupling torque
- Humidity
- Salt spray (corrosion)
- Fastener tensile strength (see requirement)
- Altitude immersion.

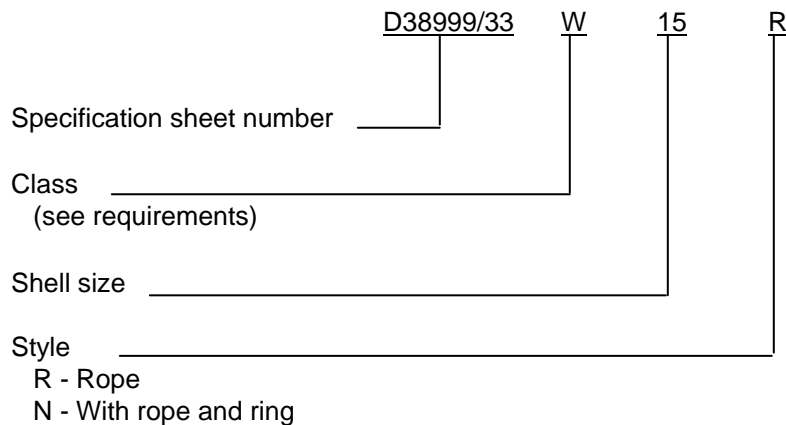
For classes J and M only, temperature cycling and hydrolytic stability shall also be required.

Group A sampling inspection. Sampling for group A inspection shall be as specified in table I.

TABLE I. Group A sampling plan.

Lot size	Sampling size
1 to 13	100 percent
14 to 150	13 units
151 to 280	20 units
281 to 500	29 units
501 to 1,200	34 units
1,201 to 3,200	42 units
3,201 and up	54 units

Part or Identifying Number (PIN) example:



MIL-DTL-38999/33E

Change effectivity. Unless otherwise specified by the preparing activity and/or the qualifying activity, all changes from the previous revision of this specification sheet shall become effective within 90 days of the date of publication of the latest revision. If unable to implement changes within the 90 day time period, the manufacturer or value added distributor shall notify the qualifying activity. The qualifying activity shall determine if an extension may be granted.

Disposition of stock. Unless otherwise specified by the qualifying activity and coordinated with the preparing activity, qualified manufacturers and their selling agents or distributors may continue to ship protective covers that include style N flat rings in accordance with the previous revision of the specification for a period of 6 months from the date of the latest revision. DLA storage stocks may continue to issue product manufactured in accordance with the previous revision until DLA storage stocks are depleted of protective covers that include style N flat rings.

Changes from previous issue. Marginal notations are not used in this revision to identify changes with respect to the previous issue, due to the extent of the changes.

Referenced documents. This document references MIL-DTL-38999.

CONCLUDING MATERIAL

Custodians:

Army - CR
Navy - AS
Air Force - 85
DLA - CC

Preparing activity:
DLA - CC

(Project 5935–2011-012)

Review activities:

Army - MI
Navy - EC, MC, OS
Air Force - 19, 99

NOTE: The activities listed above were interested in this document as of the date of this document. Since organizations and responsibilities can change. You should verify the currency of the information above using the ASSIST Online database at <https://assist.daps.dla.mil>.