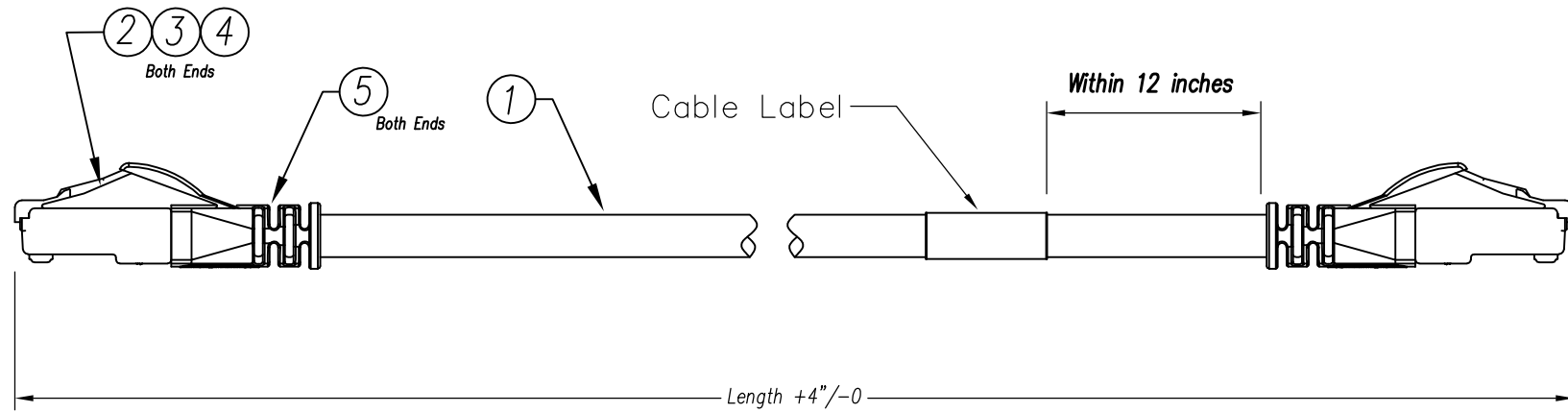
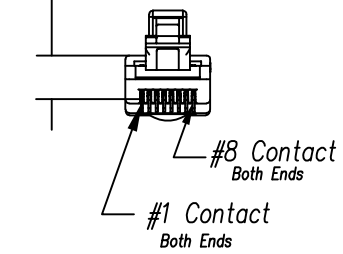


DATE	REV	ECN	APP'D. BY
02/22/19	A0	RELEASED	ET
02/22/19	A1	11349	TLS
01/24/20	A2	11503	JE



Crimp Contacts To
.237 ±0.005 at both ends



Notes:

- 1) Each cable assembly to be individually bagged.
- 2) 50μ" Gold plating on contacts
- 3) Cable Construction:
 - 24AWG Stranded
 - 4Pr, U/UTP, Type CM
 - PVC Jacket
- 4) 100% Transmission Tested for Performance

P/N Key:

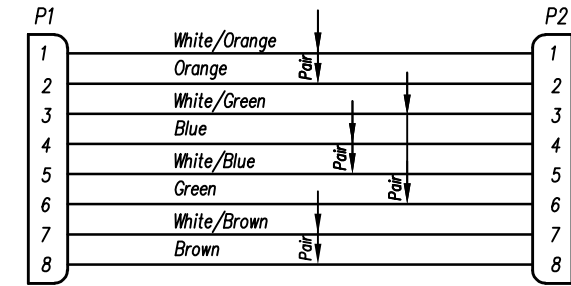
BM-5UxxxxF

UOM
F = Feet

Color
E = Blue
G = Grey

Length	
XXX	Feet
001	1
003	3
005	5
007	7
010	10
015	15
025	25


Wiring Map: 568B Standard



Example Parts Numbers

Feet		
P/N	Color	Length
BM-5UG001F	Grey	1'
BM-5UE010F	Blue	10'

For Part Numbers Not Shown Follow Part Number Key Format



THIRD ANGLE PROJECTION 		206 Van Vorst Street Jersey City, NJ 07302 +1 201 432 0463 http://www.belfuse.com
DO NOT SCALE DRAWING DRAWING IS SUBJECT TO CHANGE WITHOUT NOTICE	TITLE: Bel Patchcord Assembly, C5e U/UTP, 24 awg Component Compliant	
DIMENSIONS: INCHES [METRIC]	THIS DRAWING AND THE SUBJECT MATTER SHOWN THEREON ARE CONFIDENTIAL AND THE PROPRIETARY PROPERTY OF BEL FUSE, INC. AND SHALL NOT BE REPRODUCED, COPIED, OR USED IN ANY MANNER WITHOUT PRIOR WRITTEN CONSENT OF BEL FUSE, INC.	DRN BY: TLS DATE 02/22/19
UNLESS OTHERWISE SPECIFIED TOLERANCES ARE ±.005 [0.13] ANGLES ARE ± 1°		APPD BY: ET DATE 02/22/19
SHEET NO. 1 OF 1	DWG NO. CT999182	REV. A2

ASSEMBLY FORMAT REV. 6/3/05