



Introduction



Technical Features


- Complete program in wire sizes of 0.14–50.0 mm²
- Various pin length
- DIN and special colors
- Quality per ISO 9001
- An application tooling program, to cover all wire sizes
- Semi-automatic application tooling
- Electrical semi-automatic bench press
- Wire pins in strip form



Wire Ferrules allow the easy and reliable connection of flexible leads (0.14 mm² up to 50.0 mm²) with screw or spring clamps. The individual wire of the script leads are held by the wire ferrule for this specific wire size and are crimped with AMP precision tools to form a gas-tight connection.

The color-coded insulation protects the crimped connection from contacts. All the technical parameters of the wire ferrules such as dimension, material, surface and color-coding of the crimped insulation are described in the DIN Specification 46228, Part 4.

Only of the use of wire ferrules provides the high degree of contacts reliability required by the wide variety of applications found in switching cabinets, control units, function unit and equipment with row clamp or poke-in clamp connectors.



Technical Data

Material:

Wire pins with plastic collar according DIN 46228, Part 4

Sleeve:

ECU, galvanic tin plated

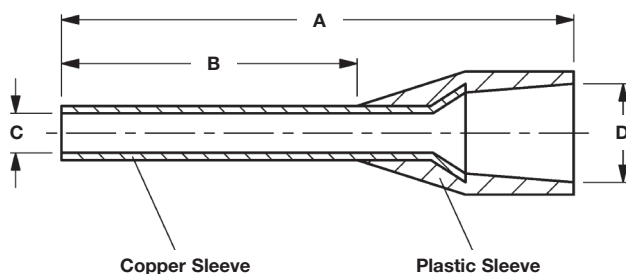
Plastic Collar:

Polypropylene up to +120 °C

DIN Wire Ferrules

DIN Wire Ferrules

Tubing Form
with Plastic Collar
acc. DIN 46228, Part 4

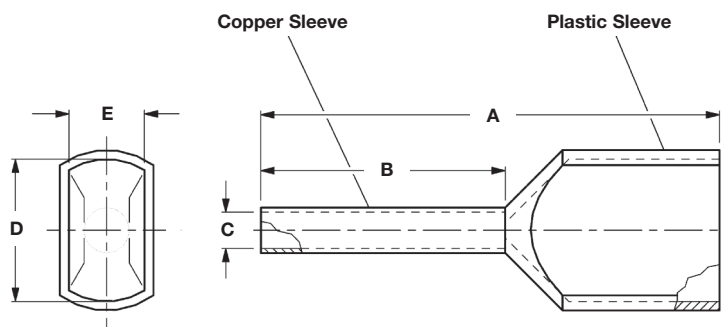


Wire Size Range (mm ²)	Insulation Diameter max. (mm)	Version	Color	Dimensions (mm)				Strip Length (mm)	Part Number	Package Quantity
				A	B	C	D			
0.50	2.3	normal	○	14.0	8.0	1.0	2.6	10.0	966067-2	500
0.75	2.5	normal	●	14.0	8.0	1.2	2.8	10.0	966067-5	500
1.00	2.7	normal	●	14.0	8.0	1.4	3.0	10.0	966067-9	500
1.50	3.2	normal	●	14.0	8.0	1.7	3.5	10.0	1-966067-2	500
2.50	3.9	normal	●	14.0	8.0	2.2	4.2	10.0	1-966067-6	500
4.00	4.5	normal	●	17.0	10.0	2.8	4.8	12.0	1-966067-9	500
6.00	6.0	normal	●	20.0	12.0	3.5	6.3	14.0	2-966067-2	100
10.00	7.3	normal	●	22.0	12.0	4.5	7.6	15.0	2-966067-4	100

Double Wire Ferrules

Double Wire Ferrules

Tubing Form
with Plastic Sleeve,
Color acc. DIN 46228

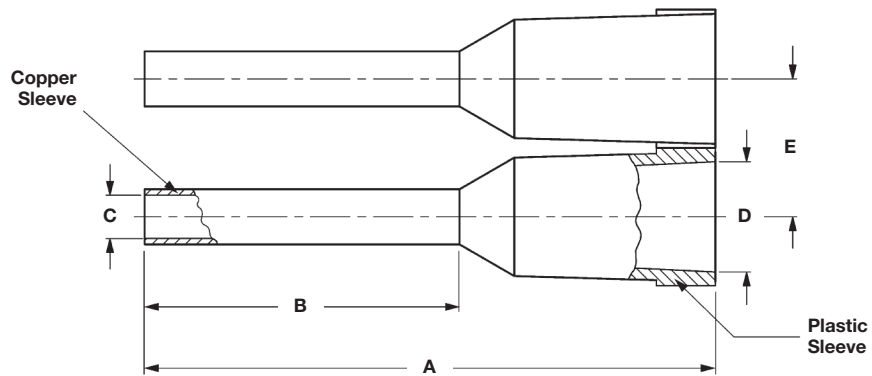


Wire Size Range (mm ²)	Insulation Diameter max. (mm)	Version	Color	Dimensions (mm)					Strip Length (mm)	Part Number	Package Quantity
				A	B	C	D	E			
2 x 0.50	2.1	normal	○	15.0	8.0	1.40	4.7	2.5	10.0	966144-1	500
2 x 0.75	2.2	normal	●	15.0	8.0	1.70	5.0	2.8	10.0	966144-2	500
2 x 0.75	2.2	long	●	17.0	10.0	1.70	5.0	2.8	12.0	966144-3	500
2 x 1.00	2.5	normal	●	15.0	8.0	1.95	5.4	3.4	10.0	966144-4	500
2 x 1.50	3.0	normal	●	16.0	8.0	2.20	6.6	3.6	10.0	966144-6	500
2 x 2.50	3.6	normal	●	18.5	10.0	2.80	7.8	4.2	12.0	966144-8	250
2 x 4.00	4.1	normal	●	23.0	12.0	3.70	8.8	4.9	14.0	1-966144-0	100

DIN Tubular End Sleeve with Plastic Sleeve

**DIN Tubular End Sleeve
with Plastic Sleeve**

According to DIN 46228,
Part 4, in Strip Form,
to be terminated with the
transportable Stripper Crimper
Machine



Wire Size Range (mm ²)	Insulation Diameter max. (mm)	Color	Dimensions (mm)					Strip Length (mm)	Part Number	Package Quantity
			A	B	C	D	E			
0.50	2.4	○	14.5	8.0	1.1	2.8	3.5	10.0	1241000-1	1,000
0.75	2.6	●	14.5	8.0	1.3	2.9	3.5	10.0	1241001-1	1,000
1.00	2.9	●	14.5	8.0	1.5	3.2	3.9	10.0	1241002-1	1,000
1.50	3.2	●	14.5	8.0	1.8	3.4	4.1	10.0	1241003-1	1,000
2.50	4.0	●	14.5	8.0	2.3	4.3	5.0	10.0	1241004-1	500
2.50	4.0	●	14.5	8.0	2.3	4.3	5.0	10.0	1241004-2	500

**Stripper Crimper
(Transportable):**

Part No. 439782-2



Crimp Hand Tools

**Crimp Hand Tools
for Wire Ferrules**

The designed self adjusting die set offers a time saving crimping process and a high performing crimp.

A safety ratchet system ensures crimp cycle is completed before releasing. The crimp is according to DIN specification.

The tool handles are contoured for comfort.



Square Crimp Tool



Trapezium Crimp Tool

Tooling for Wire Ferrules

Tool Grade	Wire Size		Description	Part Number	Instruction Sheet
	(mm ²)	(AWG)			
Service	0.14–6.0	26–10	Die-Set Service Kit Tool	3-1579016-5*	–
	0.14–6.0	26–10	Square Crimp Tool	539660-1	411-18232
	0.75–10	18–6		539661-1	411-18234
Commercial	0.14–6.0	26–10	Trapezium Crimp Tool	734641-2	–
	0.5–10	21–8		734641-3	–
	10–16	8–6		734641-4	–

*) Die-Set only – requires Hand Tool, Part No. **3-159000-0**.

Find the latest Tooling and Equipment options for your applications at
<http://www.tooling.tycoelectronics.com/europe/handtool.stm>