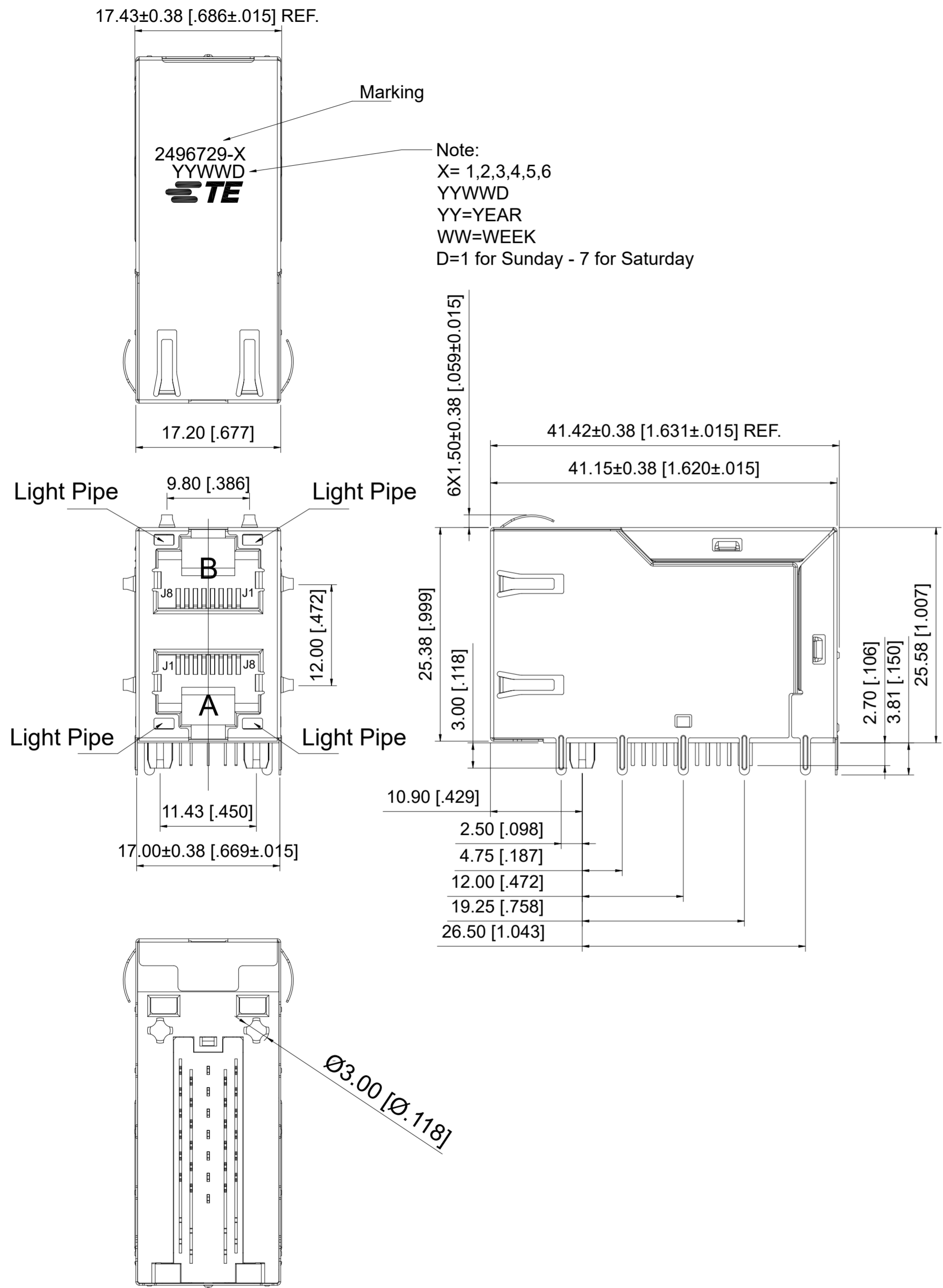


REVISIONS					
P	LTR	DESCRIPTION	DATE	DWN	APVD
A		REVISED PER ECN-25-302719	22JAN2025	TR	RCG

MATERIALS

- 1.HOUSING:GLASS FILLED PA6T(BLACK) UL94V-0(RoHS)
- 2.CONTACT: PHOSPHOR BRONZE,50 MICROINCHES MIN. OVERALL DUCTILE NICKEL UNDERPLATE WITH (REFER PART NUMBER TABLE) GOLD AT MATING INTERFACE
- 3.SHIELD:0.2mm THICKNESS WITH BRASS.
- 4.JACK CAVITY CONFORMS TO FCC RULES AND REGULATIONS PART 68 SUBPART F
- 5.THE PART IS RECOMMENDED FOR WAVE SOLDERING PROCESS PEAK SOLDERING TEMPERATURE IS 260°C MAX,10 SECS MAX.
- 6.OPERATING TEMPERATURE:-40°C TO +85°C. STORAGE TEMPERATURE:-40°C TO +85°C.

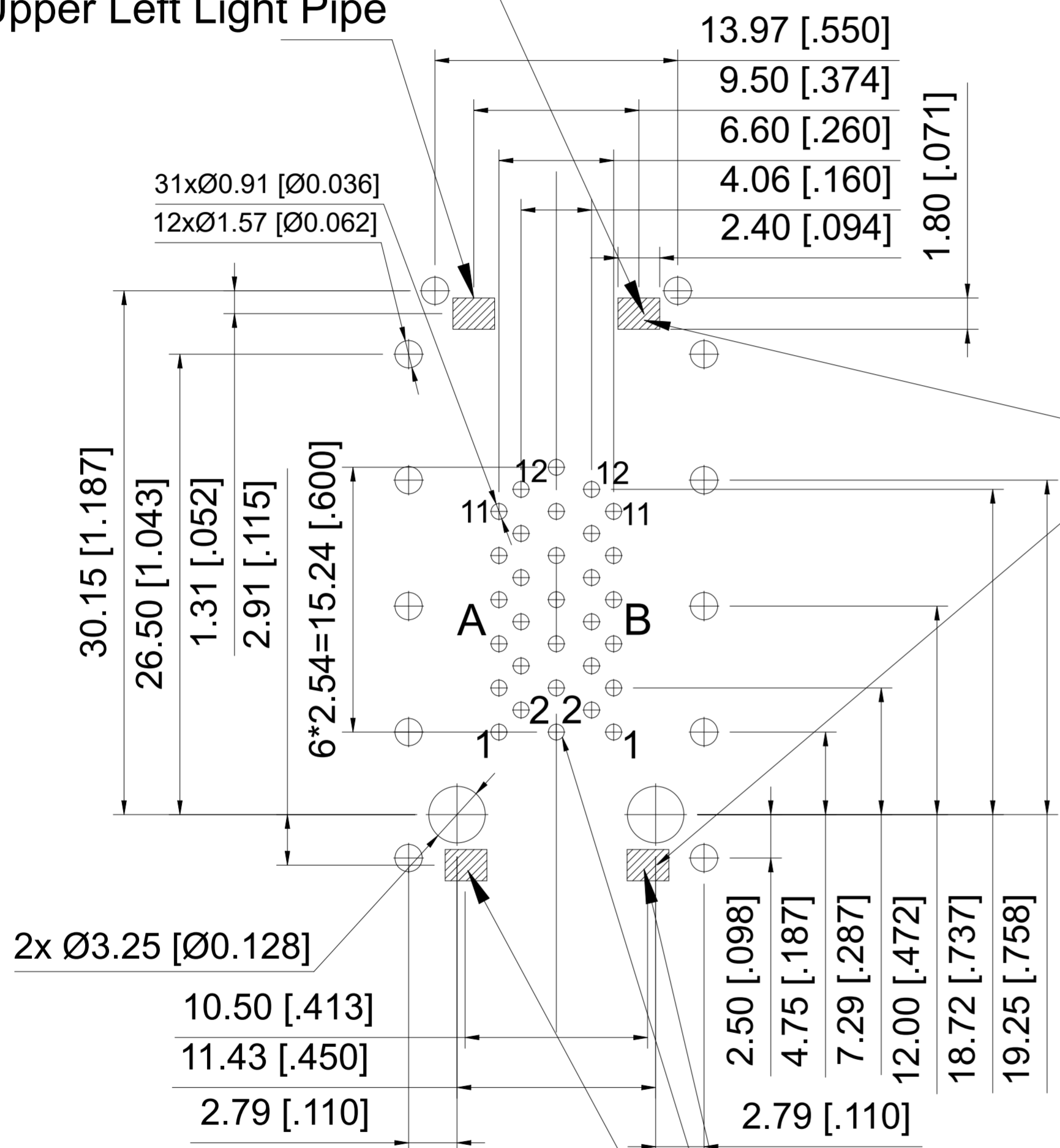


GF	2496729-6
0.0762 µm [3µ"]	2496729-5
0.1524 µm [6µ"]	2496729-4
0.381 µm [15µ"]	2496729-3
0.762 µm [30µ"]	2496729-2
1.27 µm [50µ"]	2496729-1
GOLD PLATING THICKNESS	PART NUMBER

THIS DRAWING IS A CONTROLLED DOCUMENT.		DWN	TARUN, R	29OCT2024		TE Connectivity			
DIMENSIONS: mm [INCHES]		CHK	RAMESH, KIVADER	30OCT2024		NAME			
TOLERANCES UNLESS OTHERWISE SPECIFIED:		APVD	RAGHAVAN, CG	30OCT2024		RJ45 W/MAGNET 2X1 10G LIGHT PIPE			
0 PLC ± -		PRODUCT SPEC		108-161620					
1 PLC ± 0.35		APPLICATION SPEC		114-161217					
2 PLC ± 0.25		WEIGHT		-					
3 PLC ± 0.15		CAGE CODE		A2 00779					
4 PLC ± -		DRAWING NO		C=2496729					
ANGLES ± 2°		RESTRICTED TO		-					
FINISH		SCALE		1:1					
-		SHEET		1 of 3					
-		REV		A					

P	LTR	DESCRIPTION	DATE	DWN	APVD
-	-	SEE SHEET 1	-	-	-

Upper Right Light Pipe
Upper Left Light Pipe



SMT LED position area,
LED height is less than 1.60mm

RECOMMENDED P.C.B LAYOUT
TOP VIEW (COMPONENT SIDE)

Dimension Tolerances:
PCB LAYOUT
Tolerances:±0.05[0.002]

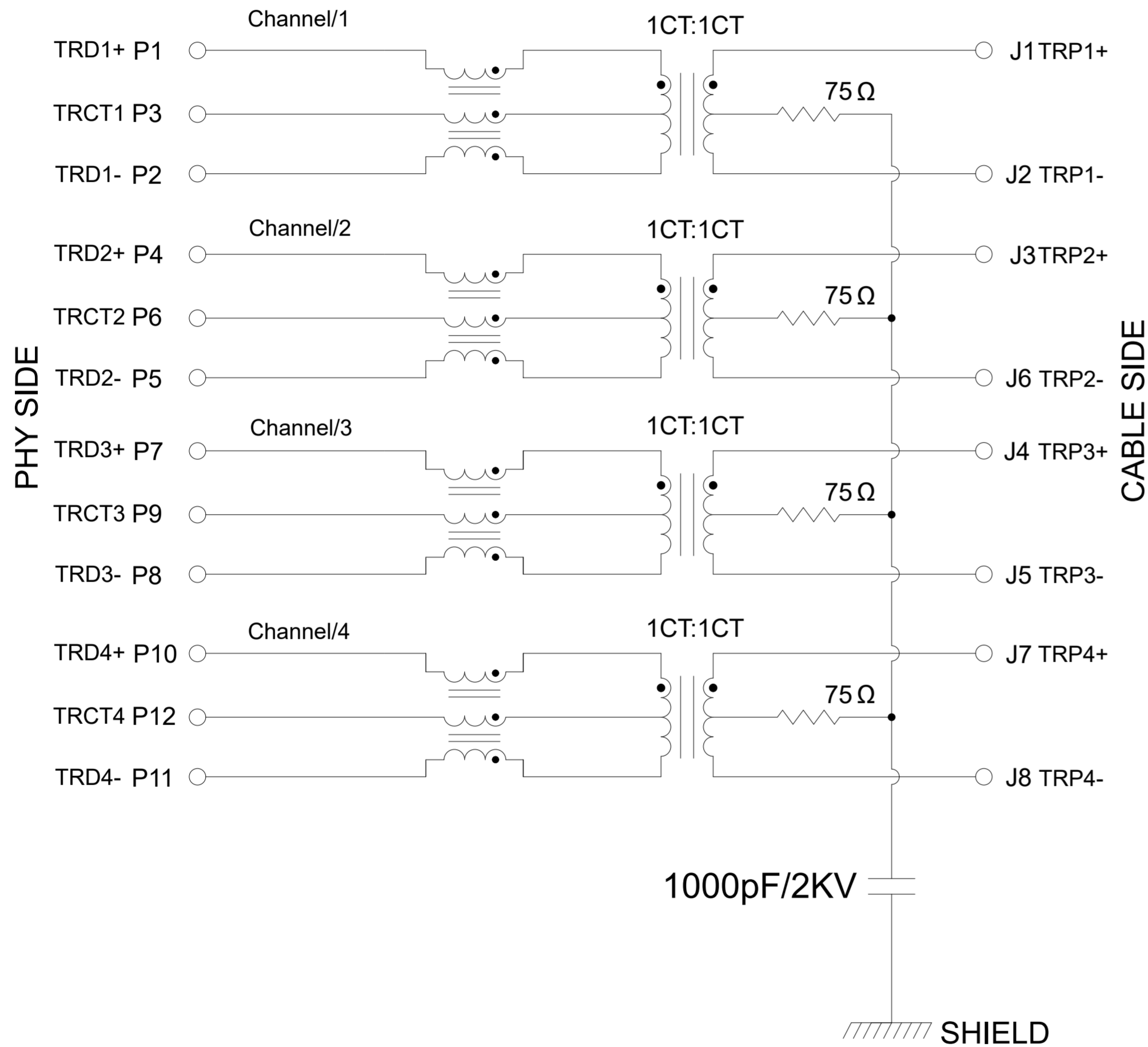
Shield Between PORTA/B

Lower Right Light Pipe
Lower Left Light Pipe

THIS DRAWING IS A CONTROLLED DOCUMENT.		DWN TARUN, R 29OCT2024		
DIMENSIONS: mm [INCHES]		CHK RAMESH, KIVADER 30OCT2024		
TOLERANCES UNLESS OTHERWISE SPECIFIED:		APVD RAGHAVAN, CG 30OCT2024	NAME RJ45 W/MAGNET 2X1 10G LIGHT PIPE	
0 PLC ± - 1 PLC ± 0.35 2 PLC ± 0.25 3 PLC ± 0.15 4 PLC ± - ANGLES ± 2°		PRODUCT SPEC 108-161620	RESTRICTED TO	
MATERIAL		APPLICATION SPEC 114-161217	SIZE A2	CAGE CODE 00779
FINISH		WEIGHT -	DRAWING NO C=2496729	SCALE 1:1
		CUSTOMER DRAWING	SHEET 2 OF 3	REV A

REVISIONS					
P	LTR	DESCRIPTION	DATE	DWN	APVD
-	-	SEE SHEET 1	-	-	-

Schematic



PARAMETER	SPECIFICATIONS
OPERATING TEMPERATURE	-40°C To +85°C
TURNS RATIO	1:1±2%
INDUCTANCE(OCL)	120uH MIN@100KHz/100mV With 8mA DC Bias For(Channel1/2/3/4)
INSERTION LOSS	-3.0dBMAX@1-500MHz;
RETURN LOSS	-22dBMIN@1-100MHz; -22+20.75xLOG(f/100)dBMIN@100-500MHz;
CROSSTALK (ADJACENT CHANNELS)	-28dBMIN@1-100MHz; -19dBMIN@100-500MHz;
CROSSTALK (PORT TO PORT)	-50dBMIN@1-100MHz; -50dBMIN@100-500MHz;
COMMON MODE REJECTION RATIO	-30dBMIN@1-100MHz; -20dBMIN@100-500MHz;
COMMON MODE TO DIFFERENTIAL MODE ATTENUATION	-30dBMIN@1-100MHz; -20dBMIN@100-500MHz;
HI-POT	2250VDC@60 SECONDS(Channel1/2/3/4)

THIS DRAWING IS A CONTROLLED DOCUMENT.		DWN TARUN, R 29OCT2024		
DIMENSIONS: mm [INCHES]		CHK RAMESH, KIVADER 30OCT2024		
TOLERANCES UNLESS OTHERWISE SPECIFIED:		APVD RAGHAVAN, CG 30OCT2024	NAME RJ45 W/MAGNET 2X1 10G LIGHT PIPE	
0 PLC ± - 1 PLC ± 0.35 2 PLC ± 0.25 3 PLC ± 0.15 4 PLC ± - ANGLES ± 2°		PRODUCT SPEC 108-161620	RESTRICTED TO	
MATERIAL		APPLICATION SPEC 114-161217	SIZE A2	CAGE CODE 00779
FINISH		WEIGHT -	DRAWING NO C=2496729	SCALE 1:1
		CUSTOMER DRAWING	SHEET 3 OF 3	REV A