

MMBD4148TS

SURFACE MOUNT SWITCHING DIODES

VOLTAGE 100 Volt **POWER** 200mWatt

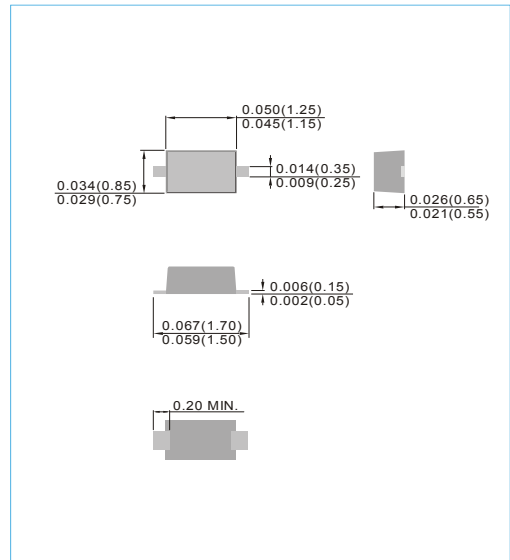
SOD-523 Unit : inch(mm)

FEATURES

- Fast switching Speed.
- Electrically Identical to Standard JEDEC
- Surface Mount Package Ideally Suited for Automatic Insertion.
- Lead free in compliance with EU RoHS 2.0
- Green molding compound as per IEC 61249 standard

MECHANICAL DATA

- Case: SOD-523 plastic case.
- Terminals : Solderable per MIL-STD-750, Method 2026
- Standard packaging: 8mm tape
- Approx. Weight : 0.0001 ounces, 0.0014 grams
- Marking Code: A2



ABSOLUTE RATINGS (T_A=25°C , unless otherwise noted)

PARAMETER	SYMBOL	VALUE	UNITS
Reverse Voltage	V _R	75	V
Peak Reverse Voltage	V _{RRM}	100	V
RMS Voltage	V _{RMS}	50	V
Maximum DC Blocking Voltage	V _{DC}	75	V
Maximum Average Forward Current at T _A =25 °C	I _{F(AV)}	150	mA
Peak Forward Surge Current, 1.0 μs	I _{FSM}	4	A
Power Dissipation Derate Above 25 °C	P _{TOT}	200	mW
Junction Temperature	T _J	150	°C
Storage Temperature Range	T _{STG}	-55 to 150	°C

THERMAL CHARACTERISTICS

PARAMETER	SYMBOL	VALUE	UNITS
Typical Thermal Resistance	R _{θJA}	635	°C / W

MMBD4148TS

ELECTRICAL CHARACTERISTICS ($T_A=25^\circ\text{C}$, unless otherwise noted)

PARAMETER	SYMBOL	TEST CONDITIONS	VALUE	UNITS
Maximum Forward Voltage	V_F	$I_F=1\text{mA}$ $I_F=10\text{mA}$ $I_F=50\text{mA}$ $I_F=150\text{mA}$	0.715 0.855 1.00 1.25	V
Reverse Leakage Current	I_R	$V_R=20\text{V}$ $V_R=75\text{V}$	0.025 2.5	μA
Maximum Total Capacitance	C_T	$V_R=0\text{V}$, $f=1\text{MHz}$	1.5	pF
Maximum Reverse Recovery Time	t_{rr}	$I_F=10\text{mA}$, $I_R=1\text{mA}$ $V_R=6\text{V}$, $R_L=100\Omega$	4	ns

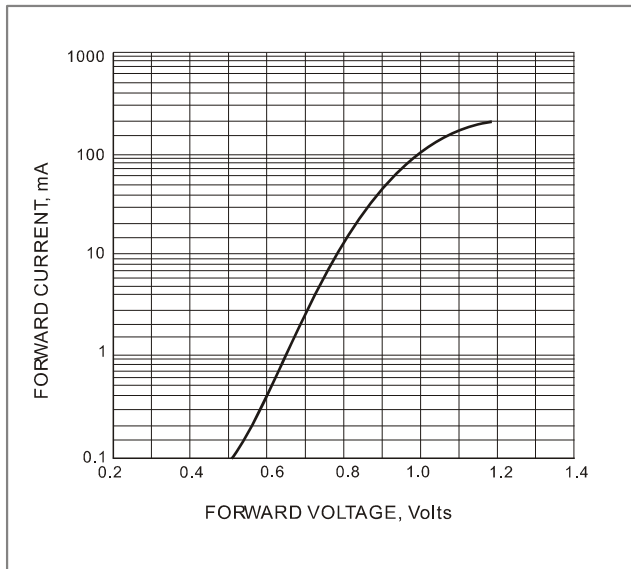


FIG. 1 TYPICAL FORWARD CHARACTERISTIC

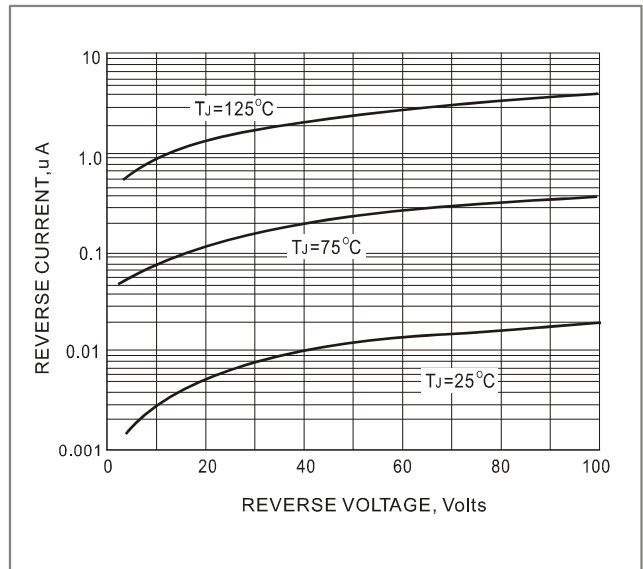


FIG. 2 TYPICAL REVERSE CHARACTERISTICS

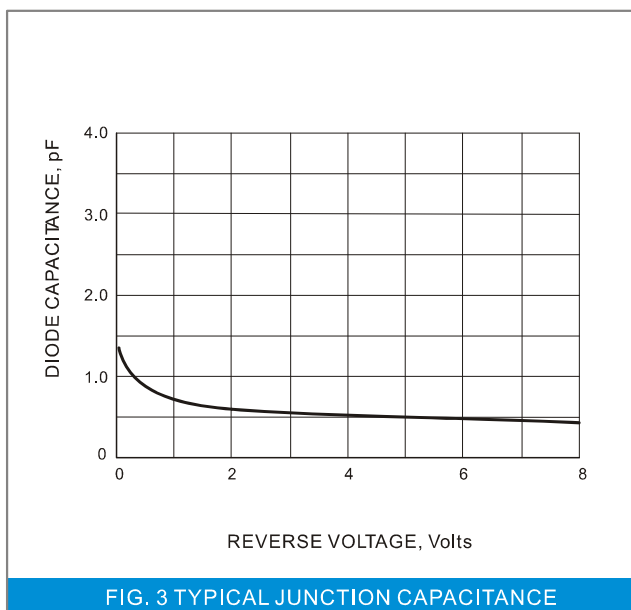


FIG. 3 TYPICAL JUNCTION CAPACITANCE

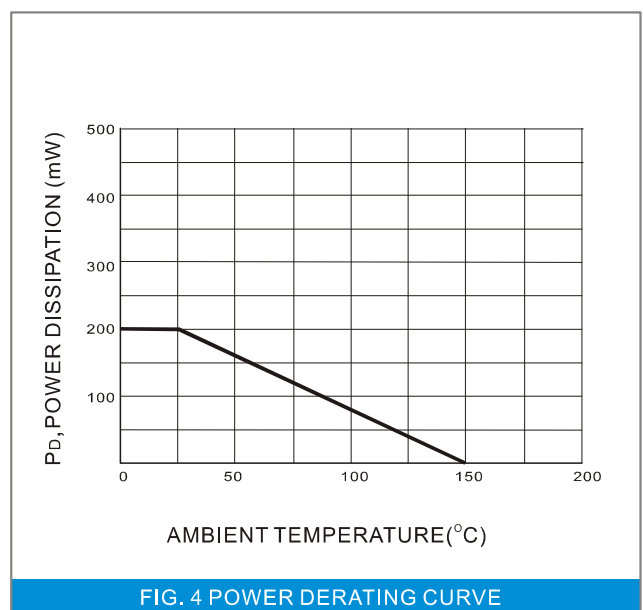
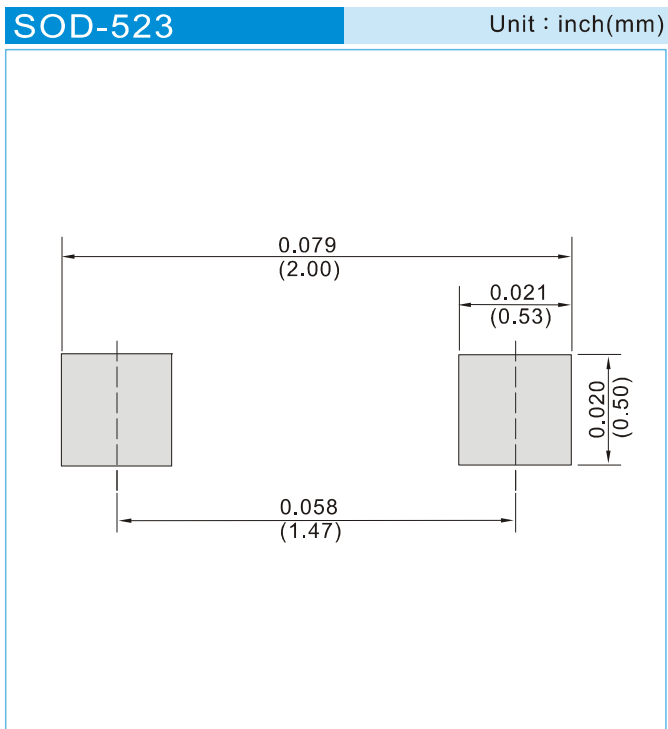


FIG. 4 POWER DERATING CURVE

MMBD4148TS

MOUNTING PAD LAYOUT



ORDER INFORMATION

- Packing information
 - T/R - 12K per 13" plastic Reel
 - T/R - 5K per 7" plastic Reel

MMBD4148TS

Disclaimer

- Reproducing and modifying information of the document is prohibited without permission from Panjit International Inc..
- Panjit International Inc. reserves the rights to make changes of the content herein the document anytime without notification. Please refer to our website for the latest document.
- Panjit International Inc. disclaims any and all liability arising out of the application or use of any product including damages incidentally and consequentially occurred.
- Panjit International Inc. does not assume any and all implied warranties, including warranties of fitness for particular purpose, non-infringement and merchantability.
- Applications shown on the herein document are examples of standard use and operation. Customers are responsible in comprehending the suitable use in particular applications. Panjit International Inc. makes no representation or warranty that such applications will be suitable for the specified use without further testing or modification.
- The products shown herein are not designed and authorized for equipments requiring high level of reliability or relating to human life and for any applications concerning life-saving or life-sustaining, such as medical instruments, transportation equipment, aerospace machinery et cetera. Customers using or selling these products for use in such applications do so at their own risk and agree to fully indemnify Panjit International Inc. for any damages resulting from such improper use or sale.
- Since Panjit uses lot number as the tracking base, please provide the lot number for tracking when complaining.