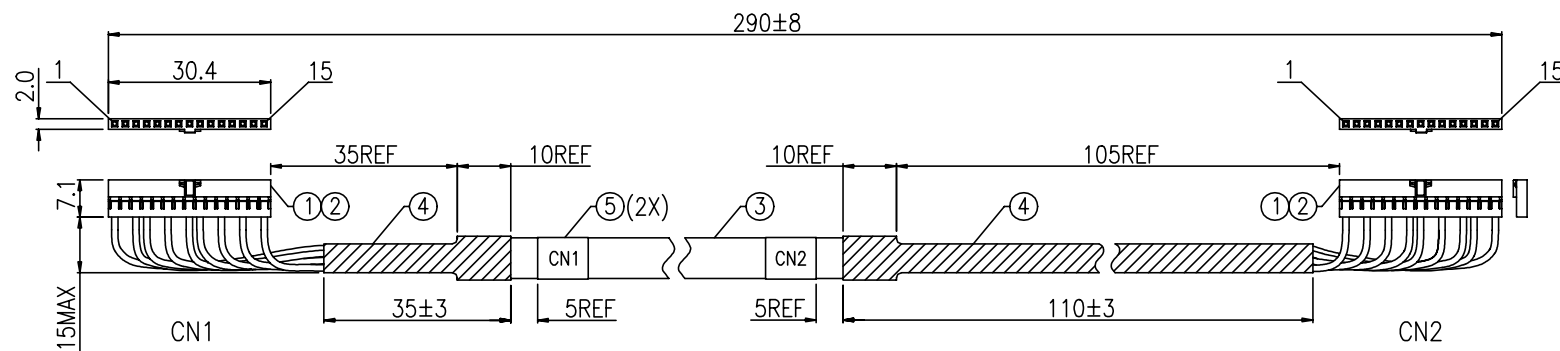


10133324-P0029YYLF

WIRING LIST





CN1	CN2	WIRE COLOR
1	15	ORANGE
2	14	
3	13	WHITE/ORANGE
4	12	YELLOW
5	11	
6	10	YELLOW/BLACK
7	9	
8	8	BLACK
9	7	BLACK/WHITE
10	6	
11	5	BROWN
12	4	
13	3	RED
14	2	
15	1	RED/WHITE



NOTES:

1. MATERIAL: SEE BOM ON SHEET 1.
2. THIS DIMENSION IS A FINISHED PRODUCT LENGTH.
3. ALL CABLE ASSEMBLIES SHALL BE TESTED 100% FOR CONTINUITY AS DEFINED IN WIRING LIST.
4. UNLESS OTHERWISE SPECIFIED ALL CABLE ASSEMBLIES SHALL BE TESTED:
HI-POT: DC 300V/10ms
DIELECTRIC RESISTANCE: 10M Ohms MIN.
CONNECTION RESISTANCE: 4 Ohms MAX.
5. LEAD FREE PRODUCTS MEET EUROPEAN UNION DIRECTIVES AND OTHER COUNTRY REGULATIONS AS DESCRIBED IN GS-22-008.

2	EA	LABEL: WIDTH=9.5mm, BLACK TEXT.	5
A/R	M	HEAT SHRINK TUBE: OD=8.0mm, COLOR:BLACK	4
A/R	M	CABLE: 28AWG*5P+AL FOIL, UL2586, OD=7.8mm, COLOR:BLACK	3
18	EA	TERMINAL: 0.76um GOLD PLATING, FCI P/N:77138-101LF	2
2	EA	HOUSING: 2.0PITCH, 15PIN, COLOR:BLACK, FCI P/N:90312-015LF	1
Q'TY	UNIT	DESCRIPTION	ITEM

spec ref		See Notes		dr	Carl Wang	2015-02-27					size	scale	
tolerance std	TOLERANCES UNLESS OTHERWISE SPECIFIED			eng	Carl Wang	2015-02-27					A3	N/A	
				chr	Guo-Feng Jin	2015-02-27	ecn no						
				appr	Guo-Feng Jin	2015-02-27	rel level						
								product family					
surface 	linear	0.X	±		title	MINITEK CTW CABLE ASSEMBLY				ou gwg no	10133324-P0029YYLF	rev	
		0.XX	±										A
		0.XXX	±										
	angular	0°	±°	www.fci.com	cat. no.	Product - Customer Drw				sheet 1 of 1			