



### ■ Features :

- Universal AC input / Full range (up to 295VAC)
- Built-in active PFC function
- Constant current design
- Protections: Short circuit / Over temperature
- Cooling by free air convection
- Fully isolated plastic case
- Class 2 Power Unit
- Class II power unit, no FG
- IP42 design
- Suitable for LED related fixture or appliance (such as LED Decoration or Advertisement devices)
- 100% full load burn-in test
- Low cost
- High reliability
- Suitable for dry / damp locations
- 3 years warranty



### ■ GTIN CODE

MW Search: <https://www.meanwell.com/serviceGTIN.aspx>

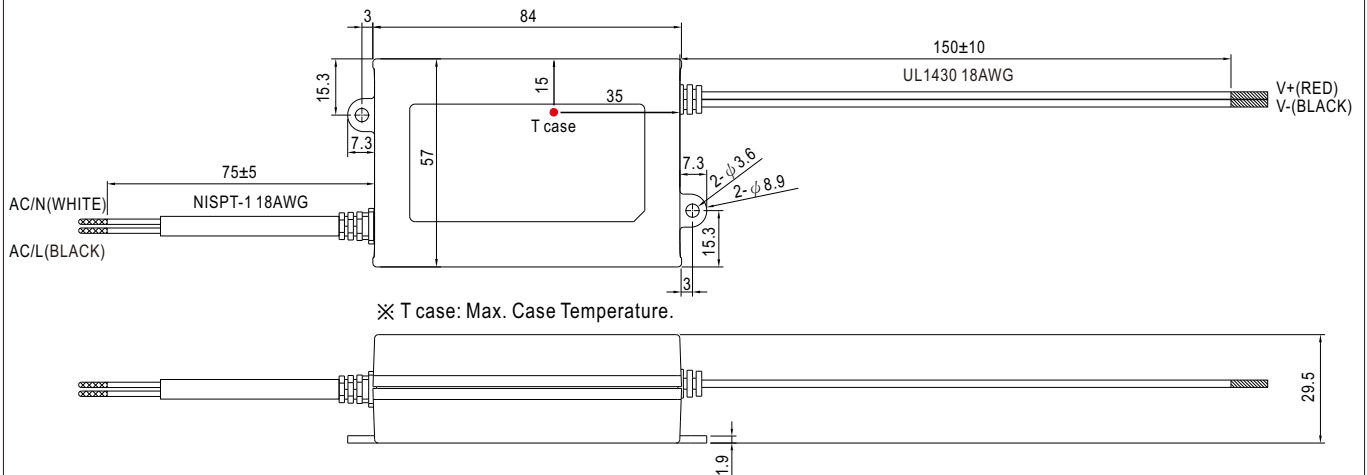
### SPECIFICATION



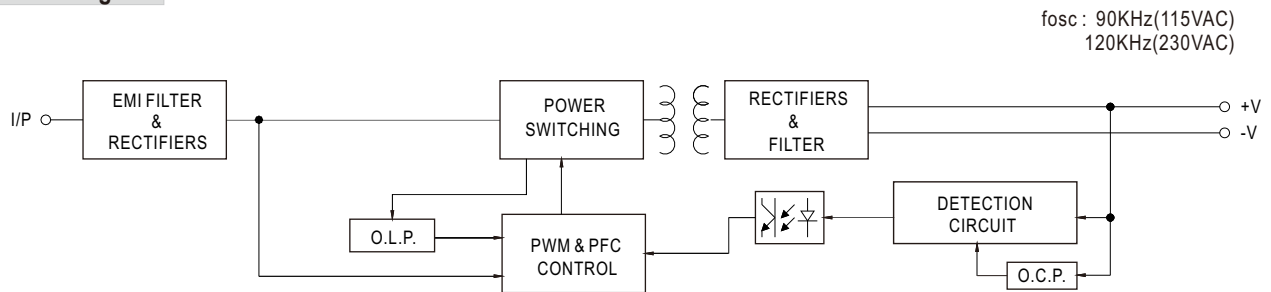
MODEL	PLD-25-350	PLD-25-700	PLD-25-1050	PLD-25-1400	
OUTPUT	RATED CURRENT	350mA	700mA	1050mA	1400mA
	OPERATING VOLTAGE RANGE	40 ~ 58V	24 ~ 36V	16 ~ 24V	12 ~ 18V
	CURRENT ACCURACY	±5.0%			
	RATED POWER	20.3W	25.2W	25.2W	25.2W
	RIPPLE & NOISE (max.) Note.1	4.6Vp-p	2.7Vp-p	2.2Vp-p	2Vp-p
	NO LOAD OUTPUT VOLTAGE (max.)	60V	50V	35V	25V
	SETUP TIME	500ms / 230VAC 2000ms / 115VAC at full load			
INPUT	VOLTAGE RANGE	90 ~ 295VAC 127 ~ 417VDC			
	FREQUENCY RANGE	47 ~ 63Hz			
	POWER FACTOR (Typ.)	PF>0.98/115VAC, PF>0.92/230VAC, PF>0.91/277VAC at full load (Please refer to "Power Factor Characteristic" curve)			
	TOTAL HARMONIC DISTORTION	THD< 20% when output loading≥70% at 115VAC/230VAC input and output loading≥80% at 277VAC input			
	EFFICIENCY (Typ.)	85%	86%	85%	84%
	AC CURRENT (Typ.)	0.6A/115VAC 0.3A/230VAC	0.2A/277VAC		
	INRUSH CURRENT(Typ.)	COLD START 25A(twidth=75μs measured at 50% Ipeak) at 230VAC			
	MAX. No. of PSUs on 16A CIRCUIT BREAKER	72 units (circuit breaker of type B) / 80 units (circuit breaker of type C) at 230VAC			
LEAKAGE CURRENT	<0.5mA / 240VAC				
PROTECTION	SHORT CIRCUIT	Hiccup mode, recovers automatically after fault condition is removed.			
	OVER TEMPERATURE	Shut down o/p voltage, re-power on to recover			
ENVIRONMENT	WORKING TEMP.	-30 ~ +60°C (Refer to "Derating Curve")			
	WORKING HUMIDITY	20 ~ 95% RH non-condensing			
	STORAGE TEMP., HUMIDITY	-40 ~ +80°C, 10 ~ 95% RH			
	TEMP. COEFFICIENT	±0.03%/°C (0 ~ 50°C)			
	VIBRATION	10 ~ 500Hz, 2G 12min./1cycle, period for 72min. each along X, Y, Z axes			
SAFETY & EMC	SAFETY STANDARDS	UL8750, CSA C22.2 No. 250.0-08, ENEC BS EN/EN 61347-1, BS EN/EN 61347-2-13 independent, BS EN/EN 62384, EAC TP TC 004, IP42 approved ; design refer to UL60950-1			
	WITHSTAND VOLTAGE	I/P-O/P:3.75KVAC			
	ISOLATION RESISTANCE	I/P-O/P:100M Ohms / 500VDC / 25°C/ 70% RH			
	EMC EMISSION	Compliance to BS EN/EN55015, BS EN/EN61000-3-2 Class C (≤75% load) ; BS EN/EN61000-3-3, FCC part 18 non-consumer equipment, EAC TP TC 020			
	EMC IMMUNITY	Compliance to BS EN/EN61000-4-2,3,4,5,6,8,11, BS EN/EN55024,BS EN/EN61547, light industry level, EAC TP TC 020			
OTHERS	MTBF	5524.2K hrs min. Telcordia SR-332 (Bellcore) ; 968.2Khrs min. MIL-HDBK-217F (25°C)			
	DIMENSION	84*57*29.5mm (L*W*H)			
	PACKING	0.19Kg; 72pcs/14.7Kg/0.75CUFT			
NOTE	<ol style="list-style-type: none"> <li>1. Ripple &amp; noise are measured at 20MHz of bandwidth by using a 12" twisted pair-wire terminated with a 0.1uf &amp; 47uf parallel capacitor.</li> <li>2. Direct connecting to LEDs is suggested, but is not suitable for using additional drivers.</li> <li>3. To fulfill requirements of the latest ErP regulation for lighting fixtures, this LED power supply can only be used behind a switch without permanently connected to the mains.</li> <li>4. The ambient temperature derating of 3.5°C/1000m with fanless models and of 5°C/1000m with fan models for operating altitude higher than 2000m(6500ft).</li> <li>5. For any application note and IP water proof function installation caution, please refer our user manual before using. <a href="https://www.meanwell.com/Upload/PDF/LED_EN.pdf">https://www.meanwell.com/Upload/PDF/LED_EN.pdf</a></li> </ol> <p>※ Product Liability Disclaimer : For detailed information, please refer to <a href="https://www.meanwell.com/serviceDisclaimer.aspx">https://www.meanwell.com/serviceDisclaimer.aspx</a></p>				

**Mechanical Specification**

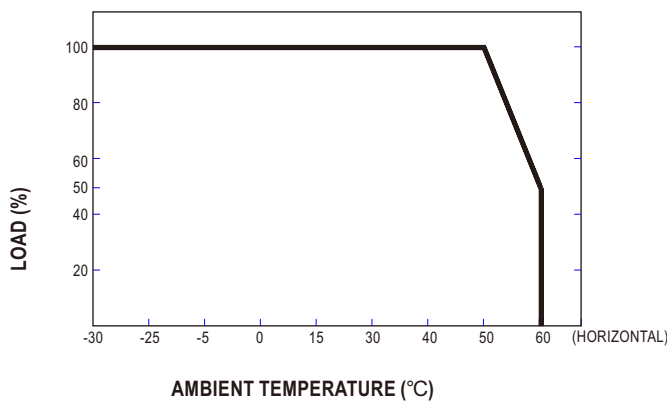
Case No.PCD16A Unit:mm Tolerance:±1



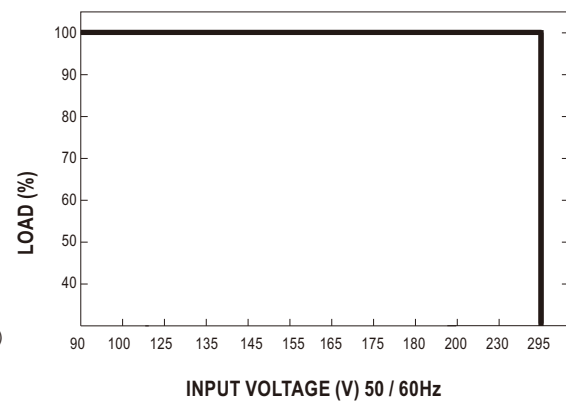
**Block Diagram**



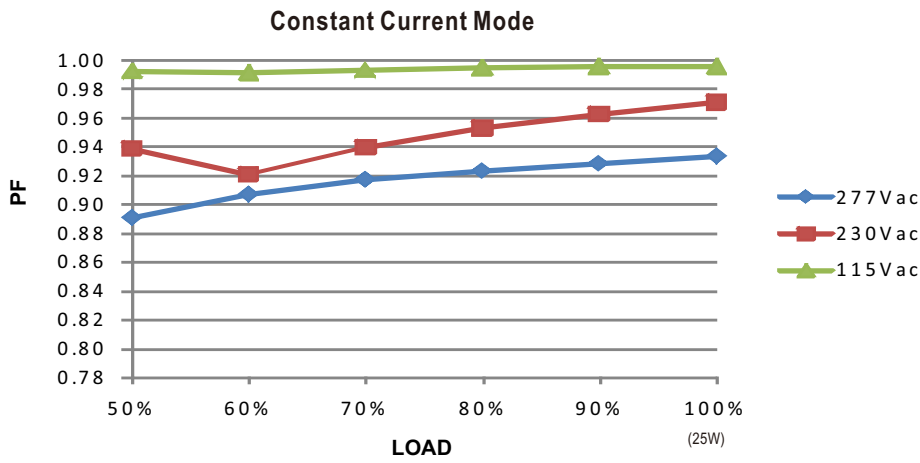
**Derating Curve**



**Static Characteristics**



Power Factor Characteristic



EFFICIENCY vs LOAD (PLD-25-700)

PLD-25 series possess superior working efficiency that up to 86% can be reached in field applications.

