

SK54BL

LOW VF SCHOTTKY RECTIFIER

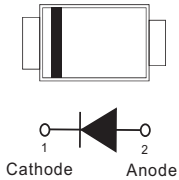
VOLTAGE 40 Volt **CURRENT** 5 Ampere

FEATURES

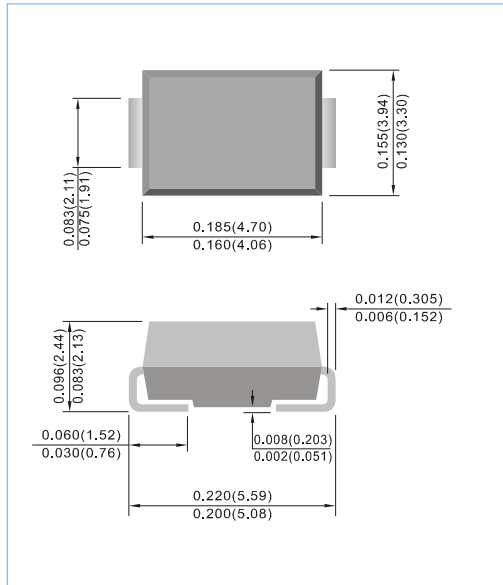
- Plastic package has Underwriters Laboratory Flammability Classification 94V-O utilizing Flame Retardant Epoxy Molding Compound.
- Lead free in compliance with EU RoHS 2.0
- Green molding compound as per IEC 61249 standard

MECHANICAL DATA

- Case: JEDEC DO-214AA molded plastic
- Terminals: Axial leads, solderable per MIL-STD-750, Method 2026
- Polarity: Color band denotes cathode end
- Weight: 0.0032 ounces, 0.092 grams



SMB / DO-214AA Unit : inch(mm)



MAXIMUM RATINGS(T_A=25°C unless otherwise noted)

PARAMETER	SYMBOL	VALUE	UNIT
Maximum repetitive peak reverse voltage	V _{RRM}	40	V
Maximum rms voltage	V _{RMS}	28	V
Maximum dc blocking voltage	V _R	40	V
Maximum average forward rectified current	I _{F(AV)}	5	A
Peak forward surge current : 8.3ms single half sine-wave superimposed on rated load	I _{FSM}	100	A
Typical thermal resistance (Note 1)	R _{θJA} R _{θJL}	40 10	°C/W
Operating junction temperature range	T _J	-55 to + 150	°C
Storage temperature range	T _{STG}	-55 to + 150	°C

ELECTRICAL CHARACTERISTICS(T_A=25°C unless otherwise noted)

PARAMETER	SYMBOL	TEST CONDITIONS	MIN.	TYP.	MAX.	UNIT
Breakdown voltage	V _{BR}	I _R =1mA	40	-	-	V
Instantaneous forward voltage	V _F	I _F =1A	-	0.34	-	V
		I _F =3A	-	0.40	-	V
		I _F =5A	-	0.44	0.46	V
		T _J =25°C	-	-	-	-
Reverse current	I _R	I _F =1A	-	0.21	-	V
		I _F =3A	-	0.30	-	V
		I _F =5A	-	0.36	-	V
		T _J =125°C	-	-	-	-
Reverse current	I _R	V _R =32V	-	21	-	μA
		V _R =40V	T _J =25°C	-	-	100
			T _J =125°C	-	25	mA

Note : 1. Mounted on 48cm² FR-4 PCB.

SK54BL

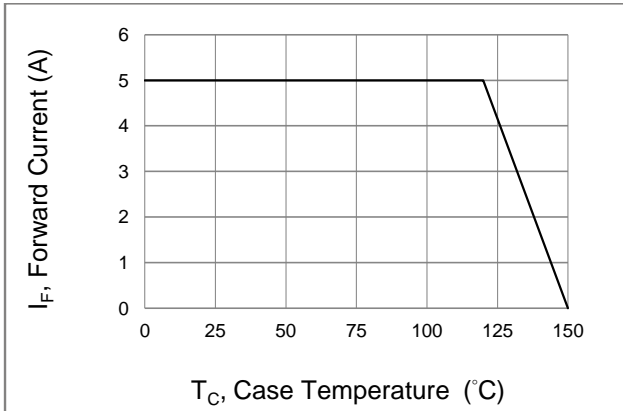


Fig.1 Forward Current Derating Curve

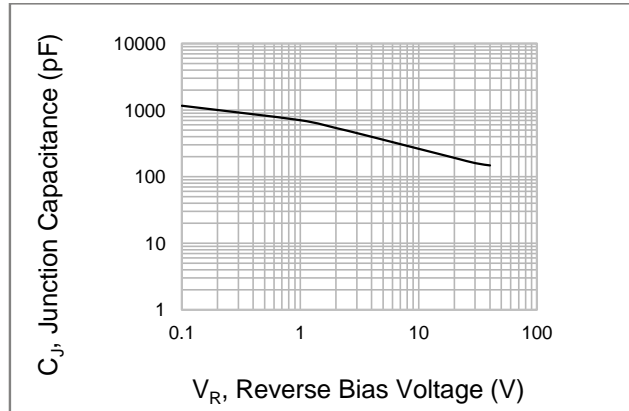


Fig.2 Typical Junction Capacitance

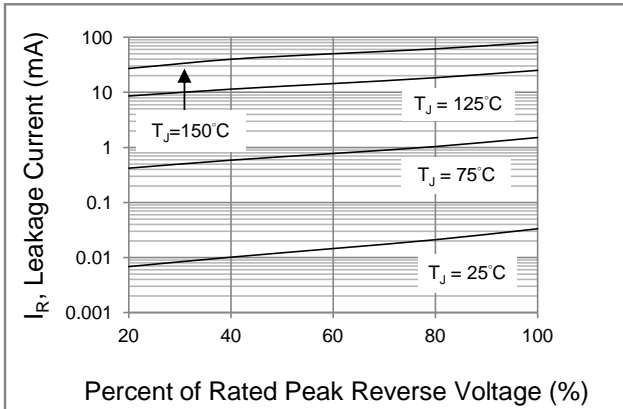


Fig.3 Typical Reverse Characteristics

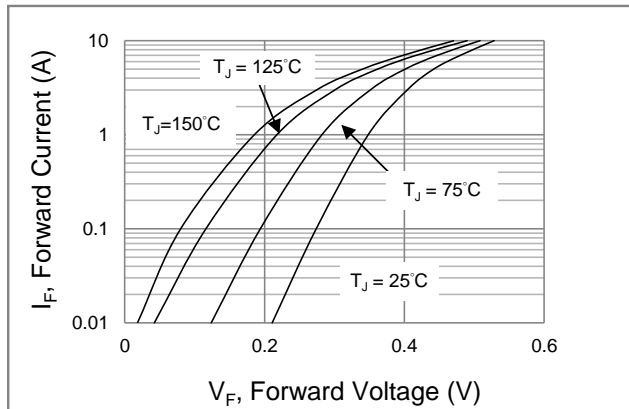


Fig.4 Typical Forward Characteristics

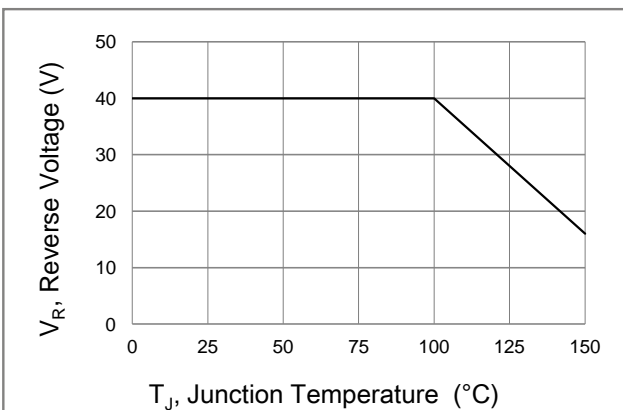


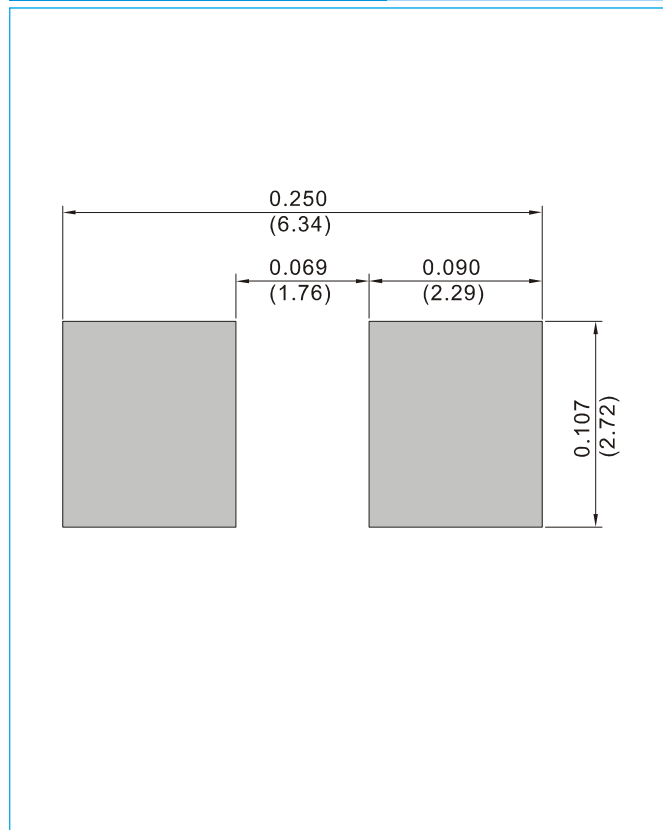
Fig.5 Operating Temperature Derating Curve

SK54BL

MOUNTING PAD LAYOUT

SMB / DO-214AA

Unit : inch(mm)



ORDER INFORMATION

- Packing information
 - T/R - 3K per 13" plastic Reel
 - T/R - 0.8K per 7" plastic Reel

SK54BL

Disclaimer

- Reproducing and modifying information of the document is prohibited without permission from Panjit International Inc..
- Panjit International Inc. reserves the rights to make changes of the content herein the document anytime without notification. Please refer to our website for the latest document.
- Panjit International Inc. disclaims any and all liability arising out of the application or use of any product including damages incidentally and consequentially occurred.
- Panjit International Inc. does not assume any and all implied warranties, including warranties of fitness for particular purpose, non-infringement and merchantability.
- Applications shown on the herein document are examples of standard use and operation. Customers are responsible in comprehending the suitable use in particular applications. Panjit International Inc. makes no representation or warranty that such applications will be suitable for the specified use without further testing or modification.
- The products shown herein are not designed and authorized for equipments requiring high level of reliability or relating to human life and for any applications concerning life-saving or life-sustaining, such as medical instruments, transportation equipment, aerospace machinery et cetera. Customers using or selling these products for use in such applications do so at their own risk and agree to fully indemnify Panjit International Inc. for any damages resulting from such improper use or sale.
- Since Panjit uses lot number as the tracking base, please provide the lot number for tracking when complaining.