FEMALE PLUG M8 STRAIGHT TO MALE PLUG M8 STRAIGHT

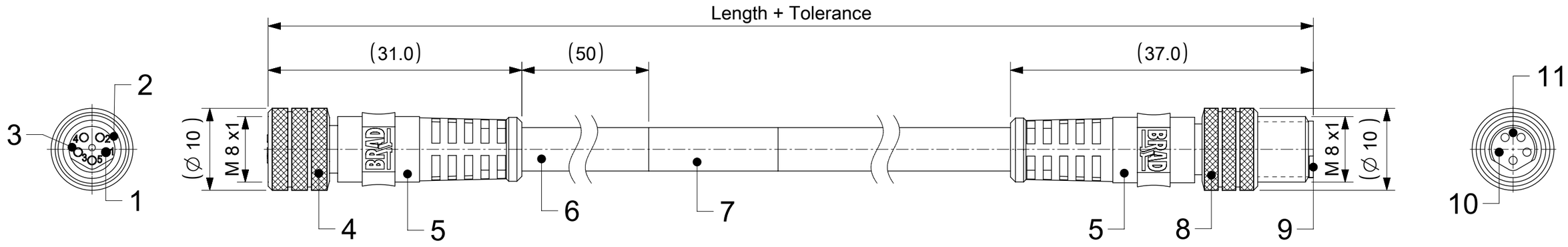

NOTES:

RATED VOLTAGE: 3 contacts 60V AC/DC
4 and 5 contacts 30V AC/DC
CURRENT RATING: 3, 4, 5 contacts 3A
PROTECTION CLASS: IP 67 in mated and locked position.
TEMPERATURE: SEE CABLE INFORMATION
INSULATION RESISTANCE: 10^8 Ω MIN.
MATING CYCLES: MIN. 100
PACKAGING ACCORDING TO PACKAGING SPEC. 1201202000

CONTACTS POSITION FRONT VIEW:

	3 CONTACTS	4 CONTACTS	5 CONTACTS
FEMALE	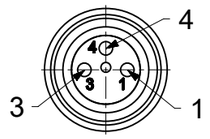		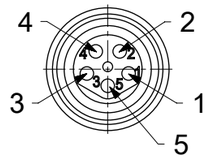
MALE	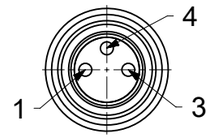	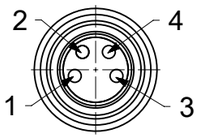	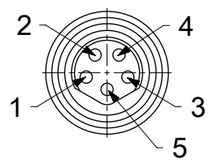

CONNECTIONS	PIN	WIRE	PIN	WIRE	PIN	WIRE
	1	BROWN	1	BROWN	1	BROWN
	3	BLUE	2	WHITE	2	WHITE
	4	BLACK	3	BLUE	3	BLUE
			4	BLACK	4	BLACK
					5	GREY

CODING ACCORDING TO IEC 61076-2-104

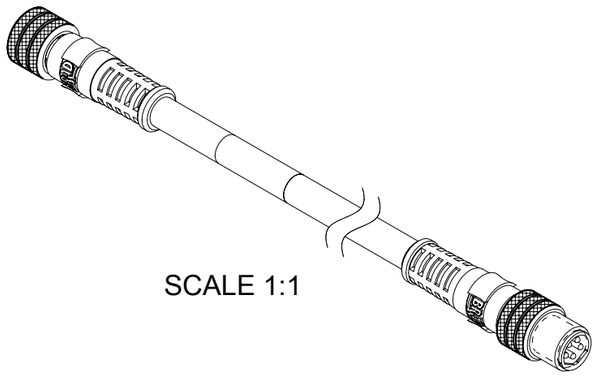

SCALE 1:1

FOR OPTIONS SEE - NUMERICAL CODE - ON SHEET 2

ITEM	QTY.	DESCRIPTION	MATERIAL	FINISH
11	1	INSERT MALE BLACK	TPU	---
10	3 / 4 / 5	CONTACT M8 MALE	BRASS	SELECTIVE Au OVER Ni
9	1	SLEEVE	BRASS	NICKEL
8	1	COUPLING NUT M8 MALE	BRASS	NICKEL
7	1	LABEL YELLOW	VINYL	---
	-	PRINTING FOR CABLES Ixx	---	---
6	-	CABLE	SEE SHEET 2	---
5	-	OVERMOULDING BLACK	TPU	---
4	1	COUPLING NUT M8 FEMALE	BRASS	NICKEL
3	1	INSERT FEMALE BLACK	TPU	---
2	1	O-RING RED	FKM	---
1	3 / 4 / 5	CONTACT M8 FEMALE	BRASS	SELECTIVE Au OVER Ni

THIS DRAWING CONTAINS INFORMATION THAT IS PROPRIETARY TO MOLEX ELECTRONIC TECHNOLOGIES, LLC AND SHOULD NOT BE USED WITHOUT WRITTEN PERMISSION

DIMENSION UNITS	SCALE
mm	2:1

GENERAL TOLERANCES (UNLESS SPECIFIED)

ANGULAR TOL	±	1.0 °
4 PLACES	±	
3 PLACES	±	
2 PLACES	±	0.05
1 PLACE	±	0.3
0 PLACES	±	0.5

DRAFT WHERE APPLICABLE MUST REMAIN WITHIN DIMENSIONS

CURRENT REV DESC: REMOVED OBSOLETED PART NUMBERS AS PER PCN#517104

EC NO: 836952
DRWN: SAMPRS 2025/10/11
CHK'D: GGA 2025/10/16
APPR: GGA 2025/10/16

INITIAL REVISION:
DRWN: JMARSZALEK 2016/09/15
APPR: RSILLER 2017/01/11

molex

CSE M8 M8 XP AC BC FE STR MA STR XM

PRODUCT CUSTOMER DRAWING

DOCUMENT NUMBER	DOC TYPE	DOC PART	REVISION
1200878240	PSD	000	A20

THIRD ANGLE PROJECTION	DRAWING	SERIES	MATERIAL NUMBER	CUSTOMER	SHEET NUMBER
	A3-SIZE	120087	SEE PART LIST	GENERAL MARKET	1 OF 4

DOCUMENT STATUS	P1	RELEASE DATE	2025/10/16 19:09:04

Downloaded from Arrow.com.

ENGINEERING NO. - NUMERICAL CODE (Available parts see PART LIST table. Other parts available upon request).

OPTIONS

4	4	X	0	3	0	X	X	X	X	X	X	X	X

- 44=Nano-Change M8x1 Double ended
- Contacts: 3=3 Contacts 4=4 Contacts 5=5 Contacts
- Heads style: 030=Plug Female Straight to Plug Male Straight
- Cable type: See Table
- Units: M=Meter C=Centimeter
- Length Examples: 005=0.5 unit 010=1 unit 100=10 unit
- Overmold color: Blank (Standard)=Black A=Grey / G=Black / Y=Yellow
- Coupling Nut: Blank (Standard)=Knurled Brass Ni Plated 9=Knurled / Hexagonal SW9 Brass Ni Plated
- H= 2 pcs. of I/D Carrier PVC Transparent (Cables Ixx & P82 always with 2 pcs. of I/D Carrier)

COUPLING NUT

FEMALE MALE

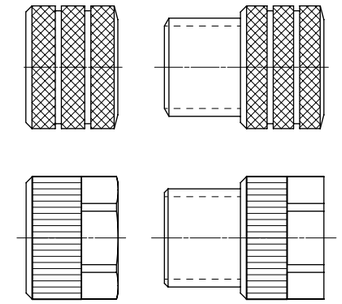



CABLE INFORMATION (for more information see Cable Data Sheet).

CABLE TYPE	NO. OF WIRES	CROSS SECTION	CABLE JACKET	UL	CSA	STATIC: TEMP. / BENDING RADIUS	DYNAMIC: TEMP. / BENDING RADIUS	DRAG CHAIN	SHIELD
E02	3 / 4 / 5	0.25 mm²	PVC BLACK	UL 2464/1729	C22.2 I/II A/B 80°C/300V	-30°C to +80°C, >10xO.D.	-10°C to +80°C, >15xO.D.	-	-
H08	3 / 4 / 5	0.25 mm²	PUR BLACK LS0H	UL 21198/10493	C22.2 I/II A/B 80°C/300V	-40°C to +80°C, >5xO.D.	-25°C to +80°C, >10xO.D.	2 000 000 cycles at 20°C, Temp. range +5°C to +60°C	-
I02	3 / 4	0.25 mm²	PVC CEI GREY	-	-	-30°C to +70°C	-5°C to +70°C	-	-
P02	3 / 4 / 5	0.25 mm²	PUR / PVC BLACK	-	-	-30°C to +80°C, >7xO.D.	-5°C to +80°C, >15xO.D.	-	-
P82	3	0.34 mm²	PUR IRR ORANGE	-	-	-50°C to +105°C, >5xO.D.	-40°C to +105°C, >7.5xO.D.	-	-
H70	5	0.25 mm²	PUR BLACK	-	-	-40°C to +80°C, >5xO.D.	-25°C to +80°C, >10xO.D.	2 000 000 cycles at 20°C, Temp. range +5°C to +60°C	-

CABLE LENGTH TOLERANCES

OVER	UP TO AND INCLUDING	TOLERANCES
0	305mm	+19mm
305mm	915mm	+45mm
915mm	1830mm	+56mm
1830mm	3660mm	+89mm
3660mm	7320mm	+165mm
7320mm	14640mm	+317mm
14640mm	30500mm	+610mm
30500mm	>	+2% of finished length

THIS DRAWING CONTAINS INFORMATION THAT IS PROPRIETARY TO MOLEX ELECTRONIC TECHNOLOGIES, LLC AND SHOULD NOT BE USED WITHOUT WRITTEN PERMISSION

DIMENSION UNITS	SCALE
mm	2:1

GENERAL TOLERANCES (UNLESS SPECIFIED)

ANGULAR TOL	±	1.0 °
4 PLACES	±	
3 PLACES	±	
2 PLACES	±	0.05
1 PLACE	±	0.3
0 PLACES	±	0.5

DRAFT WHERE APPLICABLE MUST REMAIN WITHIN DIMENSIONS

CURRENT REV DESC: REMOVED OBSOLETED PART NUMBERS AS PER PCN#517104

EC NO: 836952

DRWN: SAMPRS 2025/10/11

CHK'D: GGA 2025/10/16

APPR: GGA 2025/10/16

INITIAL REVISION:

DRWN: JMARSZALEK 2016/09/15

APPR: RSILLER 2017/01/11

molex

CSE M8 M8 XP AC BC FE STR MA STR XM

PRODUCT CUSTOMER DRAWING

DOCUMENT NUMBER	DOC TYPE	DOC PART	REVISION
1200878240	PSD	000	A20

THIRD ANGLE PROJECTION	DRAWING	SERIES	MATERIAL NUMBER	CUSTOMER	SHEET NUMBER
	A3-SIZE	120087	SEE PART LIST	GENERAL MARKET	2 OF 4

DOCUMENT STATUS	P1	RELEASE DATE	2025/10/16 19:09:04

Downloaded from Arrow.com.

PART LIST

MOLEX P/N	ENGINEERING No.	L[m]
3P CABLE H08		
1200878982	443030H08M003H	0.3m
1200878558	443030H08M006	0.6m
1200879035	443030H08M006H	0.6m
1200878500	443030H08M010	1m
1200879036	443030H08M010H	1m
1200878983	443030H08M015H	1.5m
1200878149	443030H08M020	2m
1200879056	443030H08M020H	2m
1200878540	443030H08M020Y	2m
1200879037	443030H08M025H	2.5m
1200878126	443030H08M030	3m
1200879090	443030H08M035H	3.5m
1200878998	443030H08M030H	3m
1200878166	443030H08M040	4m
1200879001	443030H08M040H	4m
1200878984	443030H08M045H	4.5m
1200878127	443030H08M050	5m
1200878999	443030H08M050H	5m
1200878539	443030H08M050Y	5m
1200878636	443030H08M055	5.5m
1200878699	443030H08M055H	5.5m
1200879080	443030H08M060	6m
1200879055	443030H08M060H	6m
1200878808	443030H08M065H	6.5m
1200878985	443030H08M065	6.5m
1200878986	443030H08M075H	7.5m
1200878626	443030H08M080	8m
1200879050	443030H08M080H	8m
1200878978	443030H08M100	10m
1200879081	443030H08M120	12m
1200879082	443030H08M140	14m
1200879083	443030H08M160	16m
1200879084	443030H08M180	18m
1200879085	443030H08M200	20m
1200879086	443030H08M220	22m
1200879087	443030H08M240	24m

MOLEX P/N	ENGINEERING No.	L[m]
4P CABLE H08		
1200878124	444030H08M003	0.3m
1200878997	444030H08M003H	0.3m
1200878951	444030H08C350	0.35m
1200878559	444030H08M006	0.6m
1200879007	444030H08M006H	0.6m
1200878952	444030H08C750	0.75m
1200878495	444030H08M010	1m
1200879004	444030H08M010H	1m
1200878987	444030H08M015H	1.5m
1200878356	444030H08M020	2m
1200879003	444030H08M020H	2m
1200878988	444030H08M025H	2.5m
1200878941	444030H08M030	3m
1200879010	444030H08M030H	3m
1200879052	444030H08M035H	3.5m
1200879053	444030H08M040H	4m
1200879100	444030H08M045H	4.5m
1200878509	444030H08M050	5m
1200879054	444030H08M050H	5m
1200879094	444030H08M055H	5.5m
1200879074	444030H08M060H	6m
1200879095	444030H08M065H	6.5m
1200879096	444030H08M070H	7m
1200879103	443030H08M070H	7m
1200879097	444030H08M075H	7.5m
1200879098	444030H08M080H	8m
1200878843	444030H08M100	10m
1200878844	444030H08M250	25m
5P CABLE H08		
1200878847	445030H08M006	0.6m
1200271413	445030H08M010	1m
1200878946	445030H08M020	2m
1200878980	445030H08M030	3m
1200878627	445030H08M040	4m
1200878947	445030H08M050	5m

MOLEX P/N	ENGINEERING No.	L[m]
3P CABLE E02		
1200878272	443030E02M002G	0.2m
1200878273	443030E02M003	0.3m
1200878576	443030E02M003H	0.3m
1200878809	443030E02M0039H	0.3m
1200875035	443030E02M006	0.6m
1200878538	443030E02M006Y	0.6m
1200878642	443030E02M006H	0.6m
1200878258	443030E02M010	1m
1200878643	443030E02M010H	1m
1200878280	443030E02M010G	1m
1200878541	443030E02M010Y	1m
1200878281	443030E02M012G	1.2m
1200878274	443030E02M015	1.5m
1200878689	443030E02M015H	1.5m
1200878850	443030E02M0159H	1.5m
1200280321	443030E02M020	2m
1200878535	443030E02M020Y	2m
1200878644	443030E02M020H	2m
1200281282	443030E02M025	2.5m
1200878275	443030E02M025H	2.5m
1200280343	443030E02M030	3m
1200878645	443030E02M030H	3m
1200280464	443030E02M040	4m
1200878537	443030E02M040Y	4m
1200878655	443030E02M040H	4m
1200280462	443030E02M050	5m
1200878536	443030E02M050Y	5m
1200878276	443030E02M050H	5m
1200878277	443030E02M060	6m
1200878663	443030E02M060H	6m
1200878494	443030E02M070	7m
1200878635	443030E02M080	8m
1200878671	443030E02M080H	8m
1200878278	443030E02M100	10m
1200878834	443030E02M1009H	10m
1200878279	443030E02M150	15m
1200878923	443030E02M1509H	15m

MOLEX P/N	ENGINEERING No.	L[m]
4P CABLE E02		
1200878346	444030E02M003	0.3m
1200878574	444030E02M003H	0.3m
1200878347	444030E02M005	0.5m
1200878665	444030E02M005H	0.5m
1200878348	444030E02M006	0.6m
1200878577	444030E02M006H	0.6m
1200878810	444030E02M0069H	0.6m
1200878349	444030E02M010	1m
1200878692	444030E02M010H	1m
1200878828	444030E02M0109H	1m
1200281284	444030E02M015	1.5m
1200878661	444030E02M015H	1.5m
1200878350	444030E02M020	2m
1200878693	444030E02M020H	2m
1200878351	444030E02M025	2.5m
1200878666	444030E02M025H	2.5m
1200878352	444030E02M030	3m
1200878575	444030E02M030H	3m
1200878811	444030E02M0309H	3m
1200878353	444030E02M040	4m
1200878354	444030E02M050	5m
1200878355	444030E02M100	10m
1200878161	444030E02M200	20m
1200878658	444030E02M250	25m
5P CABLE E02		
1200878239	445030E02M006	0.6m
1200878950	445030E02M010	1m
1200878240	445030E02M020	2m
1200878241	445030E02M050	5m

THIS DRAWING CONTAINS INFORMATION THAT IS PROPRIETARY TO MOLEX ELECTRONIC TECHNOLOGIES, LLC AND SHOULD NOT BE USED WITHOUT WRITTEN PERMISSION

DIMENSION UNITS	SCALE
mm	2:1

GENERAL TOLERANCES (UNLESS SPECIFIED)

ANGULAR TOL	±	1.0 °
4 PLACES	±	
3 PLACES	±	
2 PLACES	±	0.05
1 PLACE	±	0.3
0 PLACES	±	0.5

DRAFT WHERE APPLICABLE MUST REMAIN WITHIN DIMENSIONS

CURRENT REV DESC: REMOVED OBSOLETED PART NUMBERS AS PER PCN#517104

EC NO: 836952
DRWN: SAMPRS 2025/10/11
CHK'D: GGA 2025/10/16
APPR: GGA 2025/10/16

INITIAL REVISION:
DRWN: JMARSZALEK 2016/09/15
APPR: RSILLER 2017/01/11

THIRD ANGLE PROJECTION | DRAWING: A3-SIZE | SERIES: 120087

molex

CSE M8 M8 XP AC BC FE STR MA STR XM

PRODUCT CUSTOMER DRAWING

DOCUMENT NUMBER	DOC TYPE	DOC PART	REVISION
1200878240	PSD	000	A20

MATERIAL NUMBER	CUSTOMER	SHEET NUMBER
SEE PART LIST	GENERAL MARKET	3 OF 4

DOCUMENT STATUS	P1	RELEASE DATE	2025/10/16 19:09:04

Downloaded from Arrow.com.

PART LIST

MOLEX P/N	ENGINEERING No.	L[m]
3P CABLE P02		
1200878292	443030P02M003	0.3m
1200878141	443030P02M006	0.6m
1200878140	443030P02M010	1m
1200878596	443030P02M010H	1m
1200878293	443030P02M015	1.5m
1200878294	443030P02M020	2m
1200878295	443030P02M025	2.5m
1200878296	443030P02M030	3m
1200878297	443030P02M030G	3m
1200878298	443030P02M035	3.5m
1200878299	443030P02M040	4m
1200878233	443030P02M050	5m
1200878300	443030P02M060	6m
1200878301	443030P02M070	7m
1200878234	443030P02M100	10m
1200878302	443030P02M150	15m
4P CABLE P02		
1200878357	444030P02M003	0.3m
1200878358	444030P02M006	0.6m
1200878359	444030P02M010	1m
1200878360	444030P02M020	2m
1200878361	444030P02M030	3m
1200878362	444030P02M050	5m
1200878812	444030P02M100	10m
5P CABLE P02		
1200870687	445030P02M006	0.6m
1200281309	445030P02M010	1m
1200878035	445030P02M020	2m
1200870688	445030P02M030	3m
1200878036	445030P02M040	4m
1200281310	445030P02M050	5m
1200878037	445030P02M100	10m
1200878139	445030P02M250	25m

MOLEX P/N	ENGINEERING No.	L[m]
3P CABLE I02		
1200878282	443030I02M003	0.3m
1200280384	443030I02M006	0.6m
1200280427	443030I02M010	1m
1200878283	443030I02M015	1.5m
1200878284	443030I02M020	2m
1200878285	443030I02M030	3m
1200878286	443030I02M040	4m
1200878287	443030I02M050	5m
1200878288	443030I02M060	6m
1200878289	443030I02M070	7m
1200878290	443030I02M100	10m
1200878291	443030I02M150	15m

MOLEX P/N	ENGINEERING No.	L[m]
5P CABLE H70		
1200888155	445030H70M020	2m

THIS DRAWING CONTAINS INFORMATION THAT IS PROPRIETARY TO MOLEX ELECTRONIC TECHNOLOGIES, LLC AND SHOULD NOT BE USED WITHOUT WRITTEN PERMISSION

DIMENSION UNITS	SCALE
mm	1:1

GENERAL TOLERANCES (UNLESS SPECIFIED)

ANGULAR TOL	±	1.0 °
4 PLACES	±	
3 PLACES	±	
2 PLACES	±	0.05
1 PLACE	±	0.3
0 PLACES	±	0.5

DRAFT WHERE APPLICABLE MUST REMAIN WITHIN DIMENSIONS

CURRENT REV DESC: REMOVED OBSOLETED PART NUMBERS AS PER PCN#517104

EC NO: 836952

DRWN:	SAMPRS	2025/10/11
CHK'D:	GGA	2025/10/16
APPR:	GGA	2025/10/16

INITIAL REVISION:

DRWN:	JMARSZALEK	2016/09/15
APPR:	RSILLER	2017/01/11

molex

CSE M8 M8 XP AC BC FE STR MA STR XM

PRODUCT CUSTOMER DRAWING

DOCUMENT NUMBER	DOC TYPE	DOC PART	REVISION
1200878240	PSD	000	A20

THIRD ANGLE PROJECTION	DRAWING	SERIES	MATERIAL NUMBER	CUSTOMER	SHEET NUMBER
	A3-SIZE	120087	SEE PART LIST	GENERAL MARKET	4 OF 4

DOCUMENT STATUS	P1	RELEASE DATE	2025/10/16 19:09:04

Downloaded from Arrow.com.

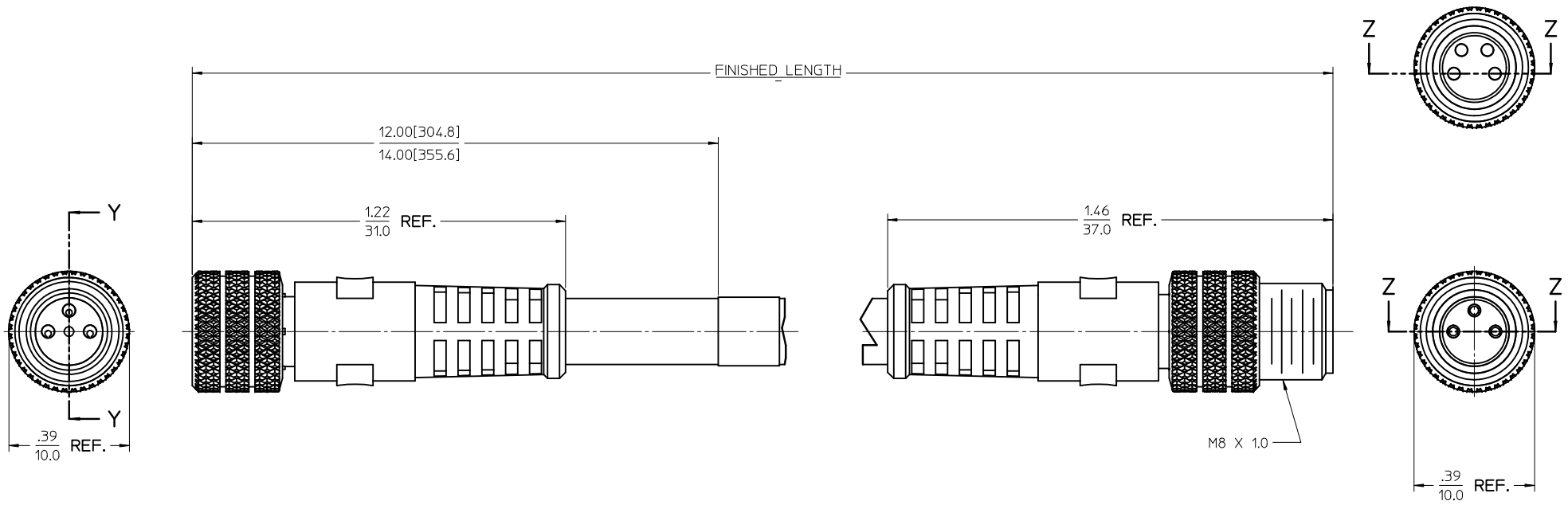

ENTER DESCRIPTION
EC NO: WEU2012-0001 2011/07/06
DRWN:RSCHIEBER 2011/07/13
CHKD:REISSNER 2011/07/20
APPR:CBURGER
DESCRIPTION
B
REV

QUALITY SYMBOLS
▼=0
▽C=0

GENERAL TOLERANCES (UNLESS SPECIFIED)

	mm	INCH
4 PLACES	± ---	± ---
3 PLACES	± ---	± ---
2 PLACES	± ---	± .01
1 PLACE	± 0.3	± ---
ANGULAR ±1/2°		

DRAFT WHERE APPLICABLE MUST REMAIN WITHIN DIMENSIONS

DIMENSION STYLE: IN/MM
SCALE: 4:1
DESIGN UNITS: INCH
THIRD ANGLE PROJECTION

DRAWN BY	BWOODMAN	DATE 18/08/09
CHECKED BY	RSTONE	DATE 18/08/09
APPROVED BY	JFMURPHY	DATE 18/08/09

TITLE: CSE M8 XP MA FE STR PUR PVC UN

molex MOLEX INCORPORATED

MATERIAL NO.: SEE SHEET 3
DOCUMENT NO.: SD-120028-001
SHEET NO.: 1 OF 3
SIZE: C

THIS DRAWING CONTAINS INFORMATION THAT IS PROPRIETARY TO MOLEX INCORPORATED AND SHOULD NOT BE USED WITHOUT WRITTEN PERMISSION

tb_frame_C_P_AM_T

Downloaded from Arrow.com.

FEMALE INSERT FRONT VIEW			MALE INSERT FRONT VIEW		
3 POLE	4 POLE	5 POLE	3 POLE	4 POLE	5 POLE
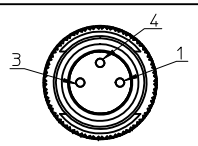	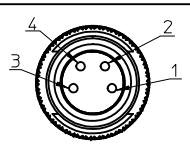	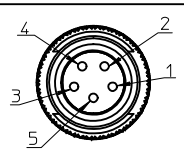	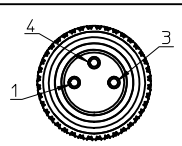	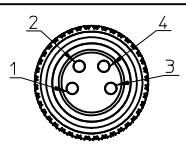	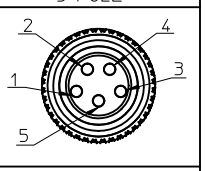
1 BROWN 3 BLUE 4 BLACK	1 BROWN 2 WHITE 3 BLUE 4 BLACK	1 BROWN 2 WHITE 3 BLUE 4 BLACK 5 GREY	1 BROWN 3 BLUE 4 BLACK	1 BROWN 2 WHITE 3 BLUE 4 BLACK	1 BROWN 2 WHITE 3 BLUE 4 BLACK 5 GREY

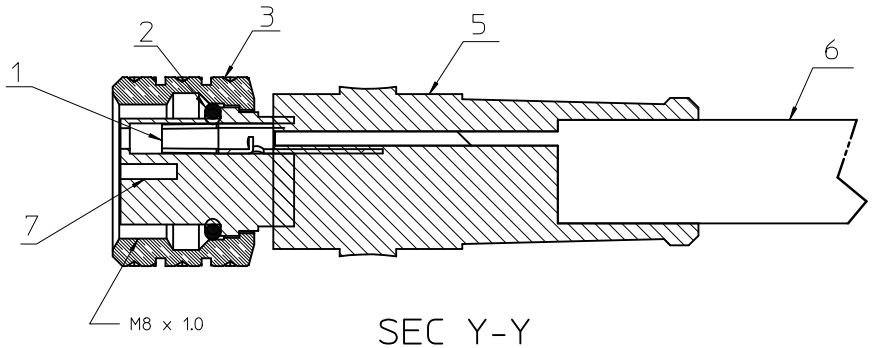

SEC Y-Y

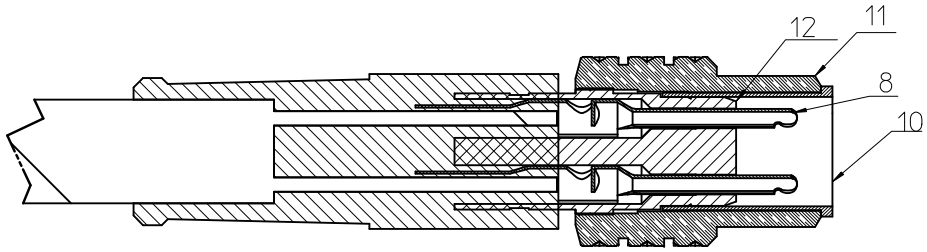

SEC Z-Z

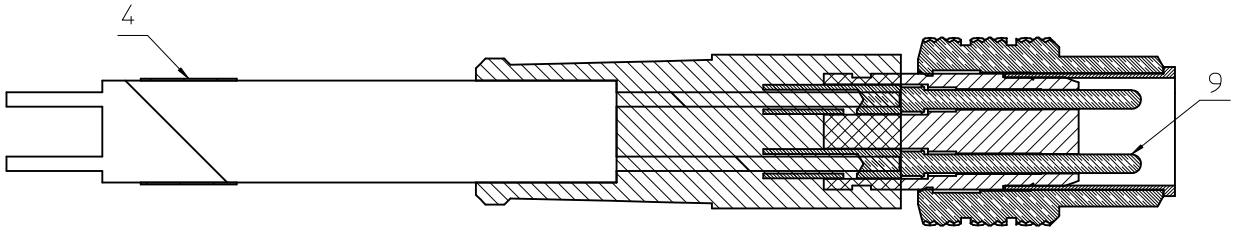

SECTION Z-Z
FOR 4-5 PLOE ONLY
[4 POLE SHOWN]

ENTER DESCRIPTION
EC NO: WEU2012-0001 2011/07/06
DRWN:RSCHIEBER 2011/07/13
CH'KD:RETISSNER 2011/07/20
APPR:CBURGER
DESCRIPTION
B
REV

QUALITY SYMBOLS
▼=0
Ⓒ=0

GENERAL TOLERANCES (UNLESS SPECIFIED)

	mm	INCH
4 PLACES	± ---	± ---
3 PLACES	± ---	± ---
2 PLACES	± ---	± .01
1 PLACE	± 0.3	± ---
ANGULAR ±1/2°		

DRAFT WHERE APPLICABLE MUST REMAIN WITHIN DIMENSIONS

DIMENSION STYLE: IN/MM
SCALE: 5:1
DESIGN UNITS: INCH
THIRD ANGLE PROJECTION

		DATE
DRAWN BY	BWOODMAN	18/08/09
CHECKED BY	RSTONE	18/08/09
APPROVED BY	JFMURPHY	18/08/09

TITLE: CSE M8 XP MA FE STR PUR PVC UN

MOLEX INCORPORATED

MATERIAL NO.: SEE SHEET 3
DOCUMENT NO.: SD-120028-001
SHEET NO.: 2 OF 3
SIZE: C

THIS DRAWING CONTAINS INFORMATION THAT IS PROPRIETARY TO MOLEX INCORPORATED AND SHOULD NOT BE USED WITHOUT WRITTEN PERMISSION

Downloaded from Arrow.com.

PART NUMBER	DESCRIPTION	FINISHED LENGTH	MATERIAL
1200878141	443030P02M006	0.6M +45MM -0 [1' 11" +1.8" -0]	PUR
1200878140	443030P02M010	1M +56MM -0 [3' 3" +2.2" -0]	PUR
1200878293	443030P02M015	1.5M +56MM -0 [4' 11" +2.2" -0]	PUR
1200878294	443030P02M020	2M +90MM -0 [6' 6" +3.5" -0]	PUR
1200878296	443030P02M030	3M +90MM -0 [9' 10" +3.5" -0]	PUR
1200878299	443030P02M040	4M +150MM -0 [13' 1" +6" -0]	PUR
1200878233	443030P02M050	5M +150MM -0 [16' 4" +6" -0]	PUR
1200878358	444030P02M006	0.6M +45MM -0 [1' 11" +1.8" -0]	PUR
1200878359	444030P02M010	1M +56MM -0 [3' 3" +2.2" -0]	PUR
1200878360	444030P02M020	2M +90MM -0 [6' 6" +3.5" -0]	PUR
1200878361	444030P02M030	3M +90MM -0 [9' 10" +3.5" -0]	PUR
1200870686	444030P02M040	4M +150MM -0 [13' 1" +6" -0]	PUR
1200878362	444030P02M050	5M +150MM -0 [16' 4" +6" -0]	PUR
1200870687	445030P02M006	0.6M +45MM -0 [1' 11" +1.8" -0]	PUR
1200281309	445030P02M010	1M +56MM -0 [3' 3" +2.2" -0]	PUR
1200878035	445030P02M020	2M +90MM -0 [6' 6" +3.5" -0]	PUR
1200870688	445030P02M030	3M +90MM -0 [9' 10" +3.5" -0]	PUR
1200878036	445030P02M040	4M +150MM -0 [13' 1" +6" -0]	PUR
1200281310	445030P02M050	5M +150MM -0 [16' 4" +6" -0]	PUR
1200875035	443030E02M006	0.6M +45MM -0 [1' 11" +1.8" -0]	PVC
1200878274	443030E02M015	1.5M +56MM -0 [4' 11" +2.2" -0]	PVC
1200280462	443030E02M050	5M +150MM -0 [16' 4" +6" -0]	PVC

				FEMALE INSERT ASSEMBLY			MALE INSERT ASSEMBLY		
				3 POLE	4 POLE	5 POLE	3 POLE	4 POLE	5 POLE
SL.No	DESCRIPTION	MATERIAL	FINISH	QTY			QTY		
1	CONTACT SOCKET	COPPER ALLOY	GOLD PLATED	3	4	5			
2	O-RING	VITON	RED	1	1	1			
3	COUPLING NUT	BRASS	NICKEL PLATED						
4	LABEL	PLASTIC FILM	BLACK/YELLOW	1	1	1	1	1	1
5	OVER MOLD	TPE	YELLOW						
6	CABLE, 24 AWG, 3 CONDUCTOR	PUR JACKET	BLACK	1			1		
	CABLE, 24 AWG, 3 CONDUCTOR	PVC JACKET	BLACK	1			1		
	CABLE, 24 AWG, 4 CONDUCTOR	PUR JACKET	BLACK		1			1	
	CABLE, 24 AWG, 5 CONDUCTOR	PUR JACKET	BLACK			1			1
7	INSERT FEMALE 3 POLE	PUR	BLACK	1					
	INSERT FEMALE 4 POLE	PUR	BLACK		1				
	INSERT FEMALE 5 POLE	PUR	BLACK			1			
8	STAMP & FORM CONTACT	COPPER ALLOY	GOLD PLATED				3		
9	SCREW MACHINE CONTACT	COPPER ALLOY	GOLD PLATED					4	5
10	SLEEVE	BRASS	NICKEL PLATED				1	1	1
11	COUPLING NUT	BRASS	NICKEL PLATED				1	1	1
12	INSERT MALE 3 POLE	PUR	BLACK				1		
	INSERT MALE 4 POLE	PUR	BLACK					1	
	INSERT MALE 5 POLE	PUR	BLACK						1

SPECIFICATION
Protection Class - IP67
Voltage Rating - 3 Pole/60V, 4+5 Pole/30V
Contact Current Rating - 3 Amps
Wires: 0.25mm² PVC/PUR

ENTER DESCRIPTION
EC NO: WEU2012-0001 2011/07/06
DRWN:RSCHIEBER 2011/07/13
CH'KD:RETISSNER 2011/07/20
APPR:CBURGER
DESCRIPTION
B
REV

QUALITY SYMBOLS
▼=0
Ⓒ=0

GENERAL TOLERANCES (UNLESS SPECIFIED)

	mm	INCH
4 PLACES	± ---	± ---
3 PLACES	± ---	± ---
2 PLACES	± ---	± .01
1 PLACE	± 0.3	± ---
ANGULAR ±1/2°		

DRAFT WHERE APPLICABLE MUST REMAIN WITHIN DIMENSIONS

DIMENSION STYLE: IN/MM
SCALE: 5:1
DESIGN UNITS: INCH
THIRD ANGLE PROJECTION

DRAWN BY	BWOODMAN	DATE 18/08/09
CHECKED BY	RSTONE	DATE 18/08/09
APPROVED BY	JFMURPHY	DATE 18/08/09

TITLE: CSE M8 XP MA FE STR PUR PVC UN

molex MOLEX INCORPORATED

MATERIAL NO.: SEE CHART
DOCUMENT NO.: SD-120028-001
SHEET NO.: 3 OF 3
SIZE: C

THIS DRAWING CONTAINS INFORMATION THAT IS PROPRIETARY TO MOLEX INCORPORATED AND SHOULD NOT BE USED WITHOUT WRITTEN PERMISSION

Downloaded from Arrow.com.