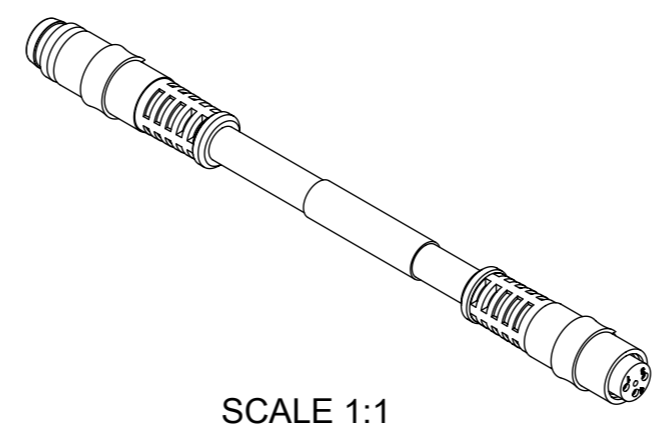


NOTES:
 RATED VOLTAGE: 3 contacts 60V AC/DC
 4 contacts 30V AC/DC
 RATED CURRENT: 3A
 PROTECTION CLASS: IP67



SCALE 1:1

TABLE 1

POS	QTY	DESCRIPTION	MATERIAL	FINISH
1	-	CABLE	SEE SHEET 2	SEE SHEET 2
2	3 / 4	CONTACT MALE	CuZn39Pb3	Ni2 Au0.5
3	1	M8 SNAP SLEEVE MALE	Ms58	CuNi3
4	1	M8 INSERT MALE	GRILAMID	TRANSPARENT
5	-	OVERMOLD	TPU OR PVC	BLACK OR YELLOW
6	3 / 4	CONTACT FEMALE	CuNi2Si	Cu/Ni2
7	1	M8 INSERT FEMALE	ELASTOLLAN	BLACK
8	1	LABEL	-	-

CONTACT POSITION FRONT VIEW:

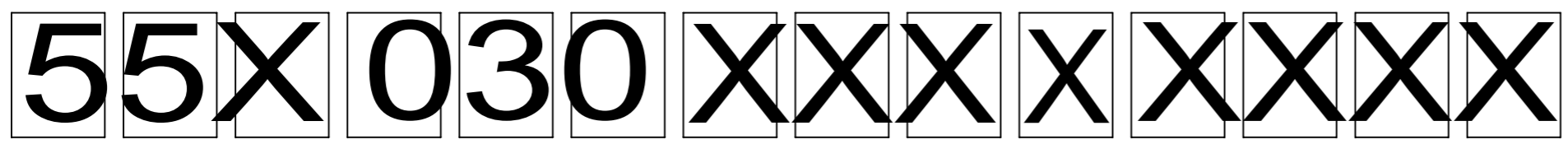
3 POLES MALE		3 POLES FEMALE		4 POLES MALE		4 POLES FEMALE	
PIN	WIRE	PIN	WIRE	PIN	WIRE	PIN	WIRE
1	BROWN	1	BROWN	1	BROWN	1	BROWN
2	---	2	---	2	WHITE	2	WHITE
3	BLUE	3	BLUE	3	BLUE	3	BLUE
4	BLACK	4	BLACK	4	BLACK	4	BLACK

THIS DRAWING CONTAINS INFORMATION THAT IS PROPRIETARY TO MOLEX ELECTRONIC TECHNOLOGIES, LLC AND SHOULD NOT BE USED WITHOUT WRITTEN PERMISSION

2016/06/10	2017/06/27	GENERAL TOLERANCES (UNLESS SPECIFIED)	DIMENSION UNITS	SCALE		
EC NO: 118679 DRWN: FGAIK CHK'D: BBRAUCH APPR: BBRAUCH	REV: A		MM	2:1		
			DRWN BY: FGAIK			DATE: 2016/06/10
			CHK'D BY: BBRAUCH			DATE: 2017/06/27
			APPR BY: BBRAUCH			DATE: 2017/06/27
		DRAWING SIZE: A3		THIRD ANGLE PROJECTION		
DRAFT WHERE APPLICABLE MUST REMAIN WITHIN DIMENSIONS				PRODUCT CUSTOMER DRAWING		
		SERIES: 120088	MATERIAL NUMBER: SEE SHEET 2	CUSTOMER: GENERAL MARKET		
		DOCUMENT NUMBER: 1200880149		DOC TYPE: PSD	DOC PART: 000	
				SHEET NUMBER: 1 OF 2		

ENGINEERING NO. - NUMERICAL CODE (Available parts see table 2. Other parts available upon request).

OPTIONS



50=Snap
Nano Change
Double Ended

Poles:
3=3 Poles
4=4 Poles

Heads style:
030=Plug Male Straight /
Female Straight

Cable type: See Table 3

Units:
M=Meter
C=Centimeter

Length
Examples:
005=0.5 units
010=1 units
100=10 units

Overmold color:
Blank (Standard)=Black
Y=Yellow

H= 2 pcs. of I/D Carrier PVC Transparent

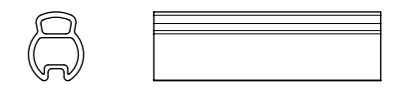


TABLE 2

POS.	MOLEX PN	ENGINEERING NO.	L [mm]
1	1200880149	553030A10C250	250
2	1200880063	553030A10M003	300
3	1200880064	553030A10M006	600
4	1200880065	553030A10M010	1000
5	1200880066	553030A10M020	2000
6	1200880140	553030A10M030	3000
7	1200880067	553030A10M040	4000
8	1200880068	553030A10M050	5000
9	1200880139	553030A10M060	6000
10	1200880141	553030A10M070	7000
11	1200880089	553030B03M016	1600
12	1200880117	553030B09M008	800
13	1200880118	553030B09M015	1500
14	1200880119	553030B09M016	1600
15	1200880015	553030B09M020	2000
16	1200880135	553030B09M040	4000
17	1200880120	553030B09M050	5000
18	1200888113	553030E02M002	200
19	1200888169	553030H08M030	3000
20	1200880152	554030A10M003	300
21	1200880104	554030A10C600	600
22	1200880069	554030A10M020	2000
23	1200880070	554030A10M040	4000
24	1200880071	554030A10M050	5000
25	1200880150	554030A10M100	10000
26	1200880106	554030A10M200	20000
27	1200880019	554030B09M030	3000
28	1200880136	554030B09M020	2000
29	1200880137	554030B09M040	4000
30	1200880138	554030B09M050	5000
31	1200880020	554030B09M120	12000

TABLE 3

CABLE TYPE	NO. OF WIRES	CROSS SECTION	CABLE JACKET	UL	CSA	STATIC: TEMP. / BENDING RADIUS	DYNAMIC: TEMP. / BENDING RADIUS	OPERATING TEMP.	DRAG CHAIN
A10	3 / 4	0.25mm ²	PVC YELLOW	UL 1731/2661	I/II A/B 105°C 300V	-	-	105°C	-
B03	3 / 4	0.34mm ²	PUR BLACK	UL 10493/21198	I/II A/B 80°C 300V	-	-	-25°C to +80°C	-
B09	3	0.25mm ²	PUR YELLOW	UL 1731/20549	-	-	-	80°C	-
	4	0.25mm ²	PUR YELLOW	-	-	-	-	80°C	-
E02	3 / 4	0.25mm ²	PVC BLACK	UL 1729/2464	C22.2 I/II A/B 80°C 300V	-30°C to +80°C / 10xO.D.	-10°C to +80°C / 15xO.D.	-	-
H08	3 / 4	0.25mm ²	PUR BLACK LS0H	UL 10493/21198	C22.2 I/II A/B 80°C 300V	-40°C to +80°C / 5xO.D.	-25°C to +80°C / 10xO.D.	-	2 000 000 cycles, Temp max 60°C

CABLE LENGTH TOLERANCES

OVER [mm]	UP TO AND INCLUDING [mm]	TOLERANCES [mm]
0	305	+19
305	915	+45
915	1830	+56
1830	3660	+89
3660	7320	+165
7320	14640	+317
14640	30500	+610
30500	>	+2% of finished length

THIS DRAWING CONTAINS INFORMATION THAT IS PROPRIETARY TO MOLEX ELECTRONIC TECHNOLOGIES, LLC AND SHOULD NOT BE USED WITHOUT WRITTEN PERMISSION

2016/06/10 2017/06/27	GENERAL TOLERANCES (UNLESS SPECIFIED)		DIMENSION UNITS	SCALE	molex [®]			
	ANGULAR TOL ± 1.0 °		MM	1:1				
	4 PLACES ±	3 PLACES ±	DRWN BY	DATE				
	2 PLACES ± 0.05	1 PLACE ± 0.3	FGAIK	2016/06/10				
EC NO: 118679 DRWN: FGAIK CHK'D: BBRAUCH APPR: BBRAUCH	0 PLACES ± 0.5	DRAFT WHERE APPLICABLE MUST REMAIN WITHIN DIMENSIONS	CHK'D BY	DATE	CSE M8SNAP XP AC MA STR FE STR XM DE			
			BBRAUCH	2017/06/27				
			APPR BY	DATE				
			PRODUCT CUSTOMER DRAWING					
A			DRAWING SIZE	THIRD ANGLE PROJECTION	SERIES	MATERIAL NUMBER	CUSTOMER	
			A3		120088	SEE TABLE 2	GENERAL MARKET	
					DOCUMENT NUMBER	DOC TYPE	DOC PART	SHEET NUMBER
					1200880149	PSD	000	2 OF 2