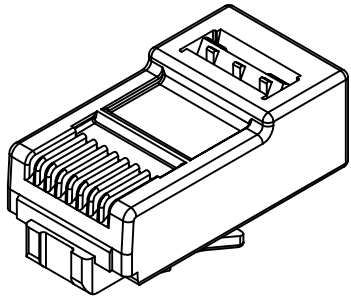
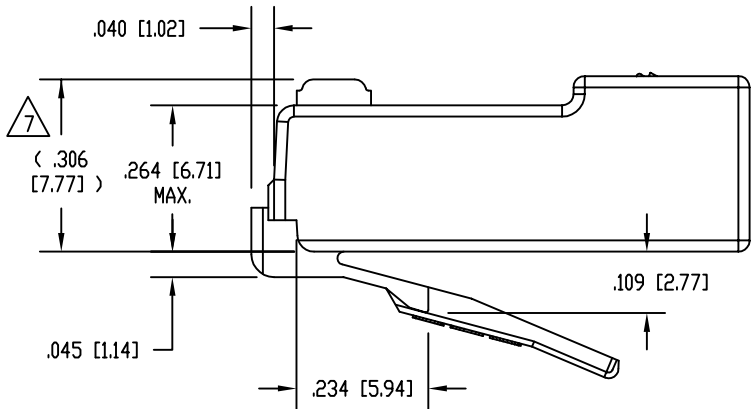
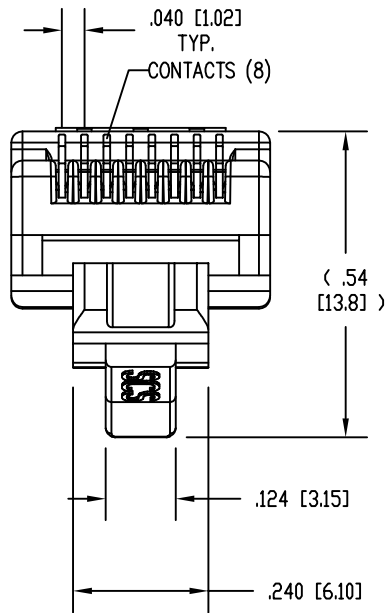
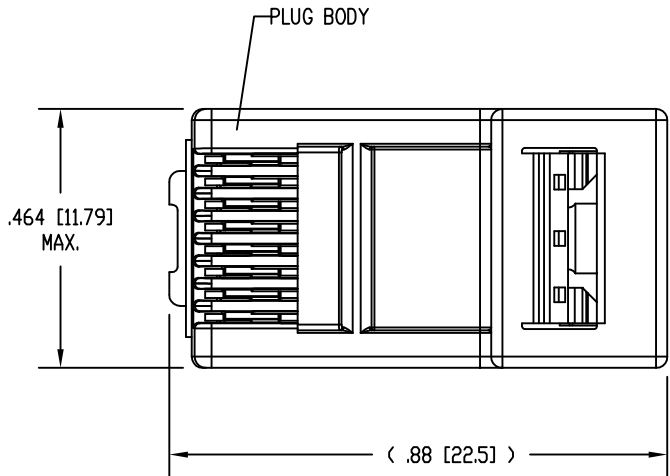


DATE	REV	ECN	APP'D. BY
3-10-16	A0	-	-

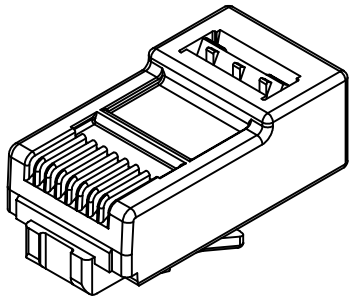


ISOMETRIC VIEW OF TERMINATED PLUG

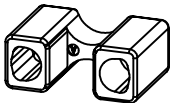


- NOTES:
1. PLUG KIT CONSISTS OF:
PRE-INSERTED PLUG BODY
LOAD BAR
WIRE ALIGNER
 2. MATERIALS:
PLUG BODY: CLEAR POLYCARBONATE, UL 94-V0
LOAD BAR: YELLOW POLYCARBONATE, UL 94-V0
WIRE ALIGNER: CLEAR POLYCARBONATE, UL 94-V0
CONTACTS: COPPER ALLOY, SELECTIVE GOLD PLATING
 3. FOR PRODUCT SPECIFICATION SEE PR026-01.
 4. CONTACTS TERMINATE SOLID OR STRANDED CONDUCTORS BETWEEN .028 [0.71] TO .033 [0.84] OUTSIDE DIAMETER OF INSULATION.
 5. PRODUCT DESIGNED FOR CATEGORY 6 APPLICATIONS.
 6. DIMENSIONS AND TOLERANCES COMPLY WITH TIA-1096 STANDARD FORMERLY FCC/CFR 47, PART 68.
- △ 7 TERMINATED PLUG HEIGHT: .237 [6.02] ±.005 [0.13].

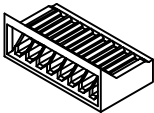
50 MICRO-INCHES [0.76um]	SS-39100-049
CONTACT PLATING IN MATING AREA	PART NUMBER



PRE-INSERTED
PLUG BODY
39100-310



WIRE ALIGNER
39100-882



LOAD BAR
39100-891

RoHS



THIRD ANGLE PROJECTION

DO NOT SCALE DRAWING
DRAWING IS SUBJECT TO
CHANGE WITHOUT NOTICE

DIMENSIONS: INCHES [METRIC]

UNLESS OTHERWISE SPECIFIED
TOLERANCES ARE ±.005 [0.13]
ANGLES ARE ± 1°

SHEET NO. 1 OF 1

11118 Susquehanna Trail South
Glen Rock, PA 17327-9199
(717) 235-7512
<http://www.stewartconnector.com>

TITLE: 8 CONDUCTOR, 8 POSITION UNSHIELDED CAT 6 PLUG KIT, WITH
LOAD BAR, WIRE ALIGNER, FOR 28 AWG CONDUCTOR CABLE

THIS DRAWING AND THE SUBJECT MATTER SHOWN THEREON
ARE CONFIDENTIAL AND THE PROPRIETARY PROPERTY OF
STEWART CONNECTOR AND SHALL NOT BE REPRODUCED,
COPIED, OR USED IN ANY MANNER WITHOUT PRIOR WRITTEN
CONSENT OF STEWART CONNECTOR. ONE OR MORE U.S. PATENTS
MAY APPLY TO THIS PRODUCT. FOR DETAILS, PLEASE
VISIT: [HTTP://BELFUSE.COM/STEWART/STEWART_PATENTS/](http://BELFUSE.COM/STEWART/STEWART_PATENTS/)

DRN BY: TRM

DATE 3-10-16

APPD BY: DHG

DATE 3-10-16

DWG NO. CT390160

REV. A0