

GDB

5 mm x 20 mm Fast-acting glass tube fuses



Product features

- Fast-acting, low breaking capacity
- 5 x 20 mm physical size
- Glass tube, with silver-plated (32 mA - 125 mA) and nickel-plated (160 mA - 10 A) brass endcap construction
- Designed to IEC 60127-2/2 (160 mA- 10 A)

Agency information

- UL Recognized card: Guide JDYX2, File E19180
- VDE approval: File 40014109
- CSA approval: Class number 1422-30&90, file number 053787

Ordering

- Specify product code: Insert packaging code prefix before part number. E.g. BK-GDB-250mA

Electrical Characteristics							
I _n	1.5 I _n		2.1 I _n		2.75 I _n		10 I _n max
	min	max	min	max	min	max	
32mA-100mA	60 min	30 min	10 ms	500 ms	3 ms	100 ms	20 ms
125mA-6.3A	60 min	30 min	50 ms	2 sec	10 ms	300 ms	20 ms
8A-10A	30 min	30 min	50 ms	2 sec	10 ms	400 ms	40 ms

Specifications							
Part number	Voltage rating Vac	Interrupting rating (A) at rated voltage (50Hz) Vac	Typical DC cold resistance (Ω)*	Typical melting I [†] t AC [†]	Maximum voltage drop (mV)‡	Agency approval	
						UR	VDE
GDB-32mA	250	35	290	0.00002	13000		
GDB-40mA	250	35	210	0.00006	11500		
GDB-50mA	250	35	150	0.00010	10500		
GDB-63mA	250	35	113	0.00020	9800		
GDB-80mA	250	35	22	0.0008	3000		
GDB-100mA	250	35	18	0.0013	2800		
GDB-125mA	250	35	11	0.0034	2200		
GDB-160mA	250	35	9.1	0.008	2000	X	X
GDB-200mA	250	35	6.8	0.016	1700	X	X
GDB-250mA	250	35	4.3	0.28	1400	X	X
GDB-315mA	250	35	3.1	0.58	1300	X	X
GDB-400mA	250	35	2.0	0.18	1100	X	X
GDB-500mA	250	35	0.26	0.18	220	X	X
GDB-630mA	250	35	0.20	0.35	220	X	X
GDB-800mA	250	35	0.14	0.67	190	X	X
GDB-1A	250	35	0.125	0.60	200	X	X
GDB-1.25A	250	35	0.096	0.84	200	X	X
GDB-1.6A	250	35	0.066	1.6	190	X	X
GDB-2A	250	35	0.043	4.2	150	X	X
GDB-2.5A	250	35	0.034	6.1	150	X	X
GDB-3.15A	250	35	0.025	13	130	X	X
GDB-4A	250	40	0.021	22	130	X	X
GDB-5A	250	50	0.014	42	120	X	X
GDB-6.3A	250	63	0.010	69	120	X	X
GDB-8A	250	80	0.010	N/A	120	X	X
GDB-10A	250	100	0.008	N/A	120	X	X

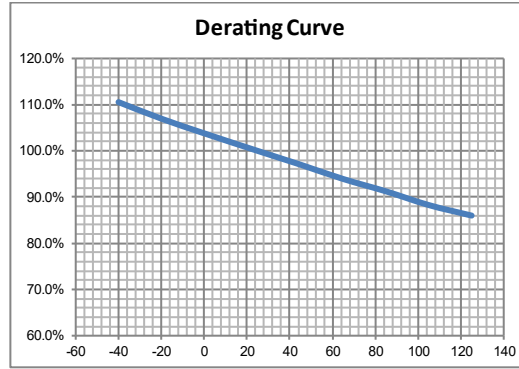
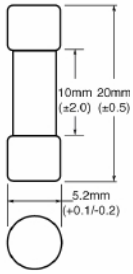
* DC cold resistance (Measured at <10% of rated current)
[†] Typical melting I[†]t (I[†]t was measured at listed interrupting rating and rated voltage)
[‡] Maximum voltage drop (Voltage drop was measured at +20°C ambient temperature at rated current)
 Operating temperature -40 °C to +125 °C with proper derating factor



Powering Business Worldwide

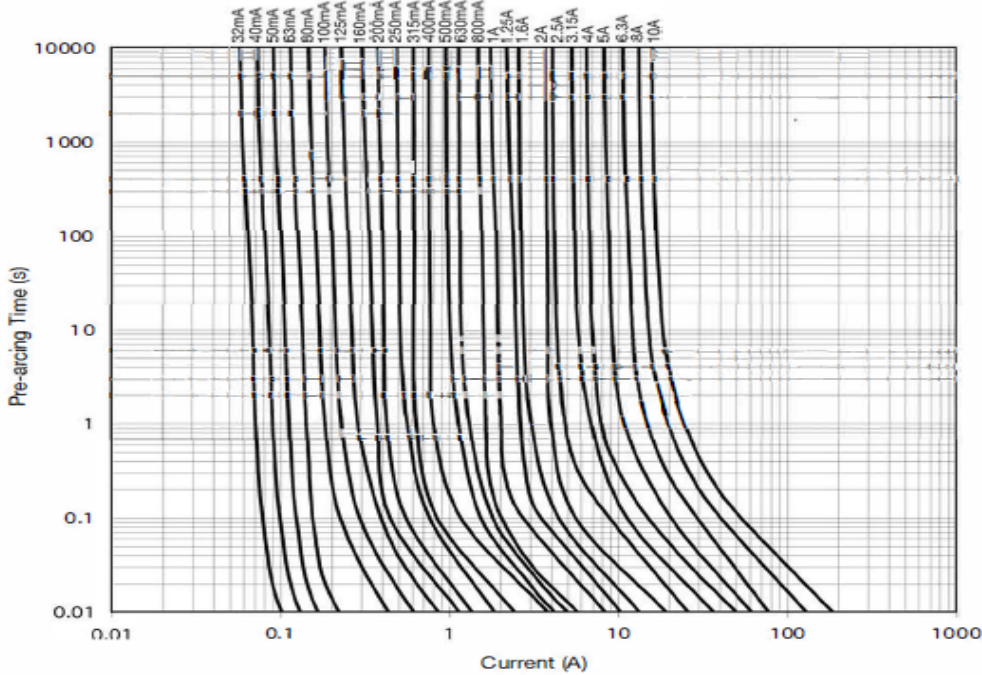
Dimensions-mm

Drawing not to scale



Time-Current Curve

Nominal Time-Current Characteristics



Packaging code	
Packaging prefix	Description
BK	100 fuses packed into a cardboard carton
BK1	1,000 fuses packed into a polybag

Life Support Policy: Eaton does not authorize the use of any of its products for use in life support devices or systems without the express written approval of an officer of the Company. Life support systems are devices which support or sustain life, and whose failure to perform, when properly used in accordance with instructions for use provided in the labeling, can be reasonably expected to result in significant injury to the user.

Eaton reserves the right, without notice, to change design or construction of any products and to discontinue or limit distribution of any products. Eaton also reserves the right to change or update, without notice, any technical information contained in this bulletin.

Eaton
Electronics Division
 1000 Eaton Boulevard
 Cleveland, OH 44122
 United States
 Eaton.com/electronics

© 2021 Eaton
 All Rights Reserved
 Printed in USA
 Publication No. 2015 PCN21015
 October 2021

Eaton is a registered trademark.

All other trademarks are property of their respective owners.

Follow us on social media to get the latest product and support information.

