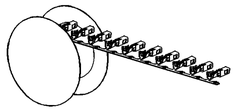

TERMINALS TO BE SUPPLIED WOUND AS SHOWN
SPULRICHTUNG NACH FERTIGUNG

G-G

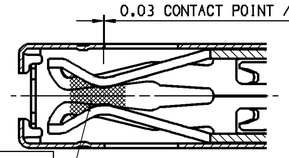

CONTACT AREA EQUIPED AS SHOWN WITH LUBRICANT
KONTAKTZONE WIE GEZEIGT MIT SCHMIERMITTEL AUSGERUESTET
ONLY PART-NO. 15492984

BRAND MARK ACCORDING TO HERSTELLER-ZEICHEN NACH

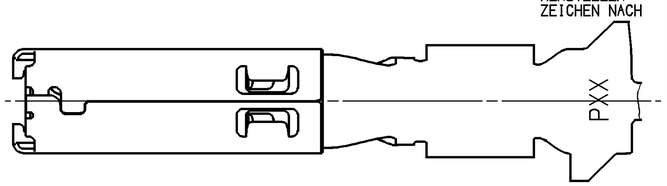

CRIMP TYPE 2

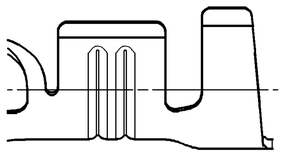

CRIMP TYPE 1

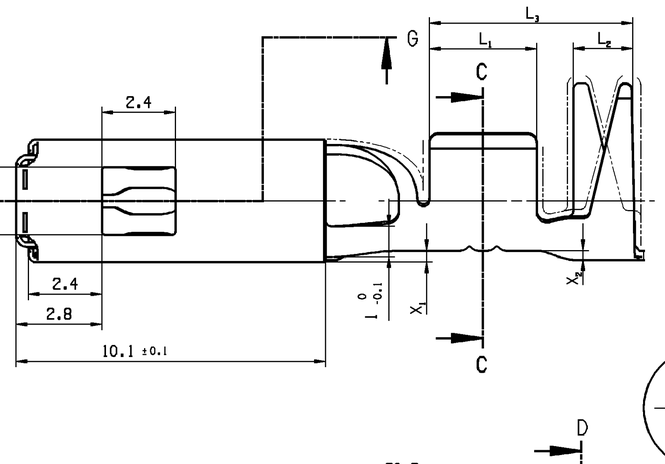

CRIMP TYPE 3

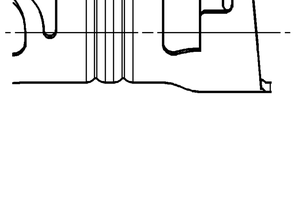

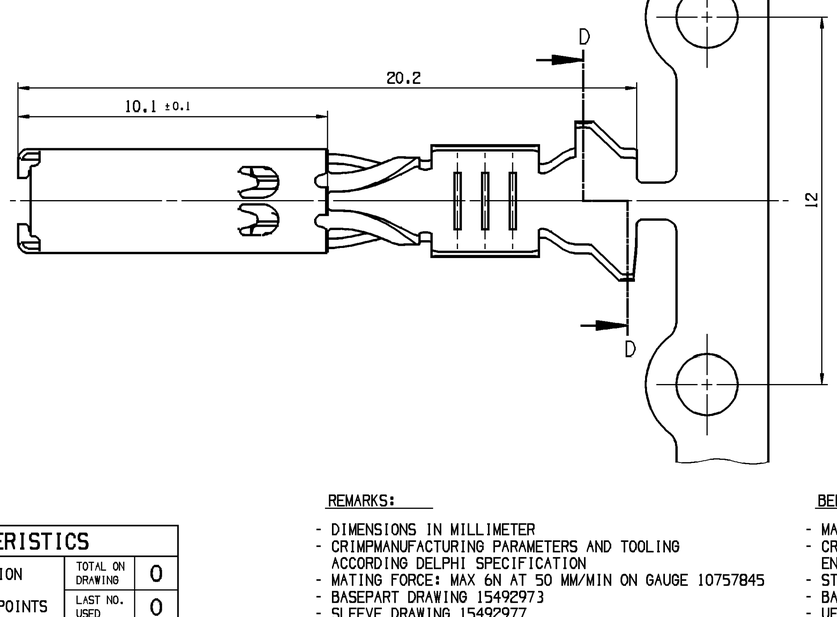

CRIMP NOT SHOWN
CRIMP NICHT DARGESTELLT

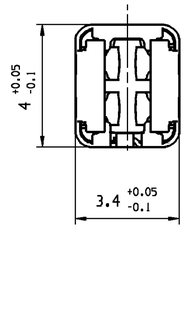

C-C

ONLY SECTIONAL PLANE SHOWN
NUR SCHNITTEBENE DARGESTELLT

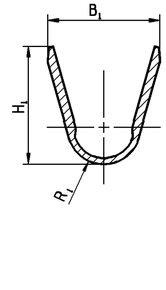

D-D ↶ 180°

ONLY SECTIONAL PLANE SHOWN
NUR SCHNITTEBENE DARGESTELLT

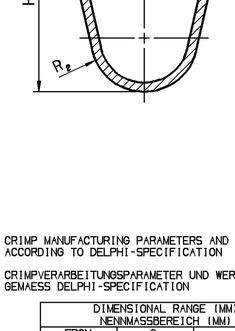

X_2 ±0.05	X_1 ±0.05	L_3 ±0.4	L_2 ±0.07	L_1 ±0.05	R_2 ±0.1	R_1 ±0.1	H_2 ±0.2	H_1 ±0.2	B_2 ±0.2	B_1 ±0.2	T_1 ±0.03	T_2 ±0.03	SURFACE		CROSS SECTION	VERSION	CRIMP TYPE	PART-NO.	PART REV	DATE
0.30	0.40	6.20	1.95	3.04 (2)	1.00	0.80	2.85	2.35	2.45	2.10	0.55	0.50	FSN		0.35-0.50	BLOCKSEAL	1	15492978	02	20N006
													AU					15492982	02	20N006
0.30	0.40	6.70	2.00	3.54	1.20	0.90	3.60 (2)	2.78	2.90	2.50	0.55	0.50	FSN		0.60-1.00			15492979	02	20N006
													AU					15492983	02	20N006
													AG					PE157611		
0.30	0.40	6.70	2.00	3.50	1.70	1.20	4.50	3.75 (2)	4.35	3.55	0.55	0.50	FSN		1.40-2.50			15492980	02	20N006
													AU	HVR				15492984	02	20N006
													AU					13624893	01	19JA07
													AG					PE157610		
0.30	0.40	6.70	2.00	3.50	2.20	1.50	5.90	5.00	6.95 (2)	4.50 (2)	0.55	0.50	FSN		3.00-4.00			15492981	02	20N006
													AU					15492985	02	20N006
0.30	0.40	6.70	2.00	3.50	2.20	1.50	6.15	5.50	5.85	4.90	0.55	0.50	FSN		4.00-6.00			15494336	02	20N006
													AU					15494337	02	20N006
0.30	0.40	6.70	1.50	3.50	1.50	0.90	4.85	3.25	3.70	2.75	0.55	0.50	FSN		0.75-1.25	DOUBLE CRIMP	2	15492986	02	20N006
													AU					15492989	02	20N006
0.30	0.40	6.70	1.50	3.50	1.70	1.20	5.11	3.95	4.55	3.55	0.55	0.50	FSN		1.35-2.70			15492987	02	20N006
													AU					15492990	02	20N006
0.30	0.40	6.70	2.40	3.50	2.20	1.50	6.75	5.10	6.05	4.65	0.55	0.50	FSN		2.80-4.00		3	15492988	02	20N006
													AU					15492991	02	20N006
0.60	0.50	6.20	2.00	3.00	2.10	0.80	5.45	2.35	5.40	2.10	0.55	0.50	FSN		0.35-0.50	SWS	1	15494338	02	20N006
																		13553194	02	20N006
0.60	0.50	6.70	2.00	3.50	2.10	0.90	5.45	2.78	5.40	2.50	0.55	0.50	FSN		0.60-1.00			15494339	02	20N006
																		13553195	02	20N006
0.60	0.50	6.70	2.00	3.50	2.10	1.20	5.45	3.80	5.40	3.55	0.55	0.50	FSN		1.40-2.50			15494340	02	20N006
																		13553196	02	20N006
0.60	0.50	6.70	2.40	3.50	2.20	1.50	6.75	5.10	7.00	4.65	0.55	0.50	FSN		2.80-4.00			15492976	02	20N006
			(1)		(1)		(1)		(1)				(1)					13553197	02	20N006

ZONE	DWG STATUS REV	DWG STATUS N/P	DWG STATUS CHG	REVISION HISTORY	DATE	NAME	CHECK	STCHK
.	01		--	INITIAL RELEASE FREIGABE	06MY04	FRIMM	.	.
	02			ALL PARTS REVISED SLEEVE AN ALLEN TEILEN UEBERFEDER GEAENDERT	20N006	FRIMM	.	.
		A	A --	PART-NO. 13624893 ADDED TEILE NR. 13624893 HINZU	19JA07	FRIMM	.	.

SCALE/MASSSTAB 1:1

SCALE/MASSSTAB 5:1



COPYING OF THIS DOCUMENT, AND GIVING IT TO OTHERS AND THE USE OR COMMUNICATION OF THE CONTENTS THEREOF, ARE FORBIDDEN WITHOUT EXPRESS AUTHORITY. OFFENDERS ARE LIABLE TO THE PAYMENT OF DRAWINGS. ALL RIGHTS ARE RESERVED IN THE EVENT OF THE GRANT OF A PATENT OR THE REGISTRATION OF A UTILITY MODEL OR DESIGN.
WEITERGABE SOWIE VERVELFAELTIGUNG DIESER UNTERLAGE, VERWERTUNG UND MITTEILUNG IHRES INHALTES IST NICHT GESTATTET, SOWEIT NICHT AUSDRUECKLICH ZUGESTANDEN. ZUWIDERHANDLUNGEN VERPFLICHTEN ZU SCHADENSERSATZ.
ALLE RECHTE FUER DEN FALL DER PATENTERHALTUNG ODER GEBRAUCHSMUSTEREINTRAGUNG VORBEHALTEN.

CAD UNIGRAPHICS

DELPHI
D - 42119 WUPPERTAL

	DATE	NAME
DRAWN BY / BEARBEITET	06MY04	FRIMM
CHECKED BY / GEPRUEFT	.	.
STANDARD CHK. / NORM GEPRUEFT	.	.

VOLUME / WEIGHT (CM³) / (GR) 0.53

MATERIAL / WERKSTOFF SEE CHART / SIEHE TABELLE

TITLE/BENENNUNG
BTS 2.8 X 0.8
BLOCKSEAL TERMINAL SYSTEM 2.8 X 0.8
BTS 2.8 X 0.8
BLOCKDICHTUNG KONTAKTTEIL SYSTEM 2.8 X 0.8

PROJECTION

PART-NO. 15492992 | PAGE - FROM 01 - 01 | STATUS KZUS | SCALE/MASSSTAB 10:1 1:1:5:1

REPLACEMENT FOR/ERSATZ FUER

DRAWING/REF. NO:ZEICHNUNGS-/TEIL-NR / ID

FORMAT: A1

CRIMP MANUFACTURING PARAMETERS AND TOOLING ACCORDING TO DELPHI-SPECIFICATION

CRIMPVERARBEITUNGSPARAMETER UND WERKZEUGE GEMAESS DELPHI-SPECIFICATION

DIMENSIONAL RANGE (MM) NENNMASSBEREICH (MM)		
FROM / TO	0 / 12	>12
TOLERANCE UNLESS OTHERWISE SPECIFIED ALLGEMEINTOLERANZEN		
±0.1	±0.2	
ANGULAR TOLERANCE ± 2° WINKELTOLERANZ ± 2°		

KEY PRODUCT CHARACTERISTICS

SAFETY/COMPLIANCE	FIT/FUNCTION	TOTAL ON DRAWING	0
S/C CHECKPOINTS	F/F CHECKPOINTS	LAST NO. USED	0

NO & TYPE	DESCRIPTION	RATIONALE	PTS	ZONE
- -	-	-	-	-
	-	-		

REMARKS:

- DIMENSIONS IN MILLIMETER
- CRIMPMANUFACTURING PARAMETERS AND TOOLING ACCORDING DELPHI SPECIFICATION
- MATING FORCE: MAX 6N AT 50 MM/MIN ON GAUGE 10757845
- BASEPART DRAWING 15492973
- SLEEVE DRAWING 15492977
- CRIMPDIMENSION TO FIT CABLE TYPE FLR
- MATERIAL CUNI3SI1MG; THICKNESS 0.3 MM

BEMERKUNGEN:

- MASSE IN MILLIMETER
- CRIMPVERARBEITUNGSPARAMETER UND -WERKZEUGE ENTSPRECHEND DELPHI SPEZIFIKATION
- STECKKRAFT: MAX 6N BEI 50 MM/MIN AN PRUEFSTIFT 10757845
- BASISTEIL ZEICHNUNG 15492973
- UEBERFEDER ZEICHNUNG 15492977
- CRIMPABMESSUNGEN FUER LEITUNG TYP FLR
- MATERIAL CUNI3SI1MG; BANDDICKE 0.3 MM

DELPHI D - 42119 WUPPERTAL
ONLY INFORMATION PURPOSE IF NOT STAMPED RED
Downloaded from Arrow.com.