

Features

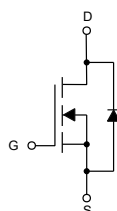
- High Density Cell Design for Low $R_{DS(ON)}$
- Voltage Controlled Small Signal Switch
- Epoxy Meets UL 94 V-0 Flammability Rating
- Moisture Sensitivity Level 1
- Halogen Free Available Upon Request By Adding Suffix "-HF"
- Lead Free Finish/RoHS Compliant ("P" Suffix Designates RoHS Compliant. See Ordering Information)

Maximum Ratings

- Operating Junction Temperature Range: -55°C to $+150^{\circ}\text{C}$
- Storage Temperature: -55°C to $+150^{\circ}\text{C}$
- Thermal Resistance: 417°C/W Junction to Ambient

Parameter	Symbol	Rating	Unit
Drain-Source Voltage	V_{DS}	60	V
Gate-Source Voltage	V_{GS}	± 30	V
Peak Gate-Source Voltage $T_p < 50\mu\text{s}$, Duty Cycle=0.25	V_{GSM}	± 40	V
Drain Current-Continuous	I_D	0.115	A
Power Dissipation	P_D	0.3	W

Internal Structure

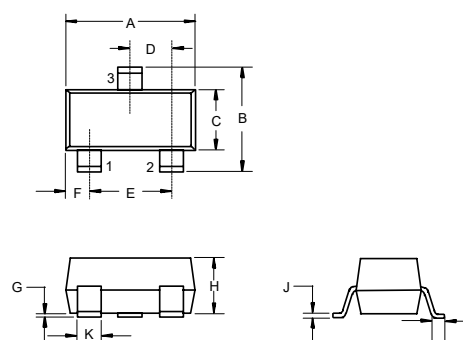


1. GATE
2. SOURCE
3. DRAIN

Marking: 7002A

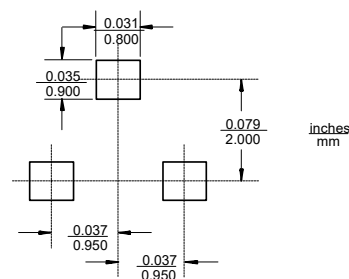
N-Channel MOSFET

SOT-23



DIM	INCHES		MM		NOTE
	MIN	MAX	MIN	MAX	
A	0.110	0.120	2.80	3.04	
B	0.083	0.104	2.10	2.64	
C	0.047	0.055	1.20	1.40	
D	0.034	0.041	0.85	1.05	
E	0.067	0.083	1.70	2.10	
F	0.018	0.024	0.45	0.60	
G	0.0004	0.006	0.01	0.15	
H	0.035	0.043	0.90	1.10	
J	0.003	0.007	0.08	0.18	
K	0.012	0.020	0.30	0.51	
L	0.007	0.020	0.20	0.50	

Suggested Solder Pad Layout



ELECTRICAL CHARACTERISTICS (Ta=25°C unless otherwise specified)

Parameter	Symbol	Test conditions	Min	Typ	Max	Unit
Static Characteristics						
Drain-Source Breakdown Voltage	V _{(BR)DSS}	V _{GS} =0V, I _D =250μA	60			V
Gate-Threshold Voltage	V _{GS(th)}	V _{DS} =V _{GS} , I _D =250μA	1.0	1.4	2.5	V
Gate-Body Leakage Current	I _{GSS}	V _{GS} =±30V, V _{DS} =0V			±1	μA
Zero Gate Voltage Drain Current	I _{DSS}	V _{DS} =60V, V _{GS} =0V			1	μA
On-State Drain Current	I _{D(ON)}	V _{DS} =7.0V, V _{GS} =10V	500			mA
Drain-Source On-Resistance	R _{DS(on)}	V _{GS} =10V, I _D =500mA			3	Ω
		V _{GS} =4.5V, I _D =200mA			4	
On-State Drain-Source Voltage	V _{DS(on)}	V _{GS} =10V, I _D =500mA			3	V
		V _{GS} =5V, I _D =50mA			0.375	
Dynami Characteristics						
Input Capacitance ⁽¹⁾	C _{iss}	V _{DS} =25V,V _{GS} =0V, f=1MHz			50	pF
Output Capacitance ⁽¹⁾	C _{oss}				25	
Reverse Transfer Capacitance ⁽¹⁾	C _{rss}				5	
Switching Characteristics						
Turn-On Delay Time ⁽¹⁾	t _{d(on)}	V _{DD} =25V,V _{GEN} =10V,R _L =50Ω, I _D =500mA,R _{GEN} =25Ω			20	ns
Turn-Off Delay Time ⁽¹⁾	t _{d(off)}				40	
Source-Drain Diode Characteristics						
Diode Forward Voltage	V _{SD}	V _{GS} =0V, I _S =115mA	0.6	0.82	1	V
Source Current Continuous	I _S				115	mA

Note: 1. These parameters have no way to verify.

Curve Characteristics

Fig. 1 - Output Characteristics

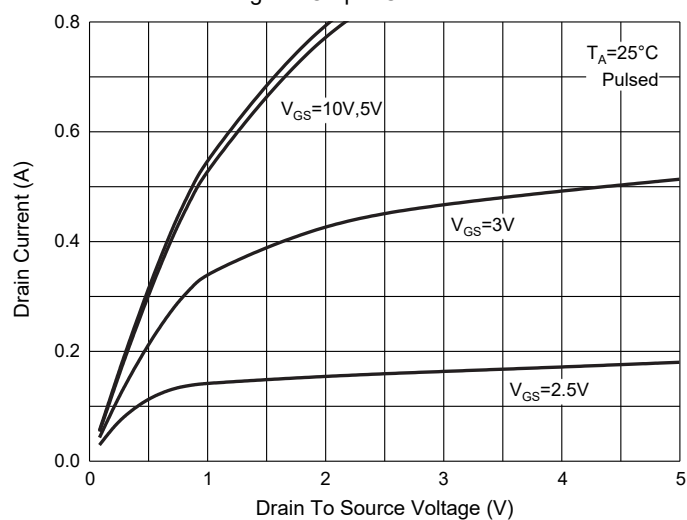


Fig. 2 - Transfer Characteristics

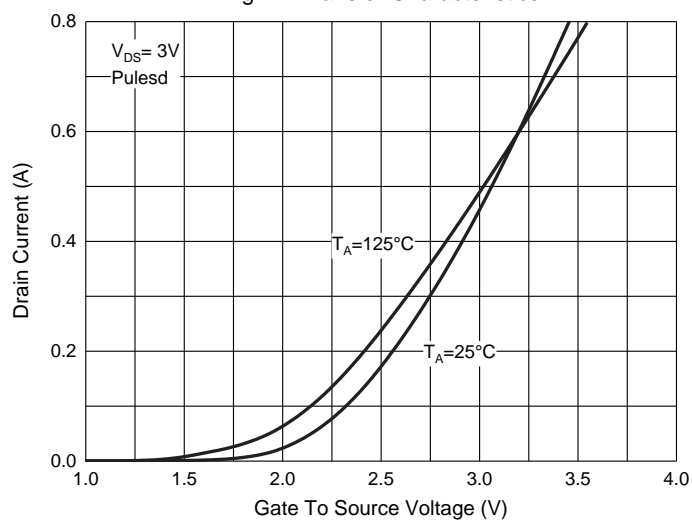


Fig. 3 - $R_{DS(ON)} - I_D$

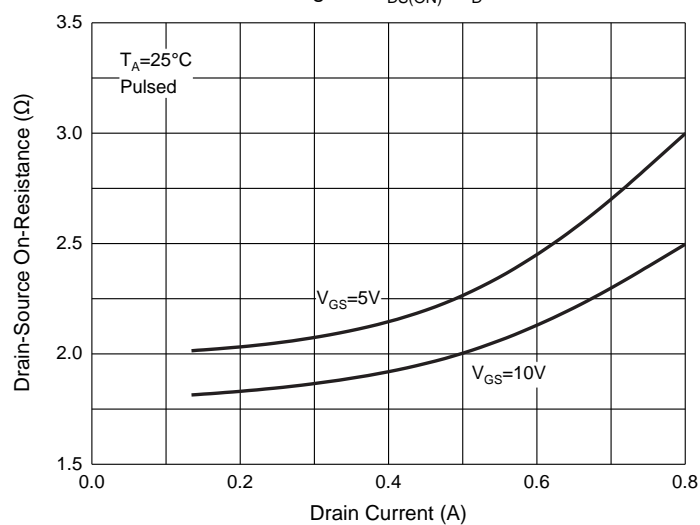


Fig. 4 - $R_{DS(ON)} - V_{GS}$

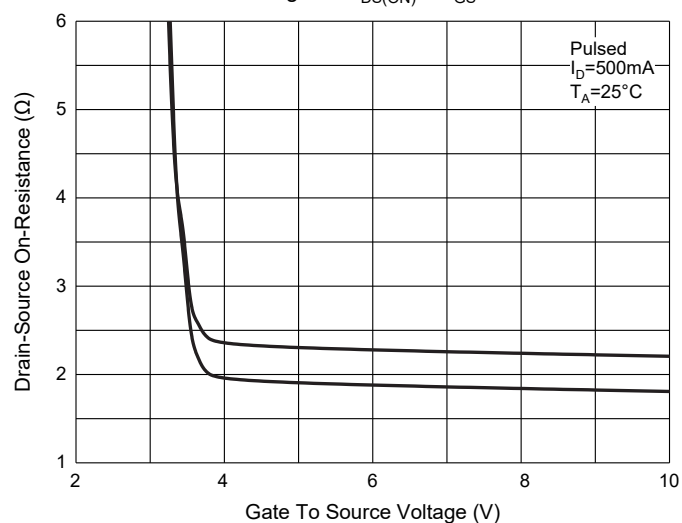


Fig. 5 - $I_S - V_{SD}$

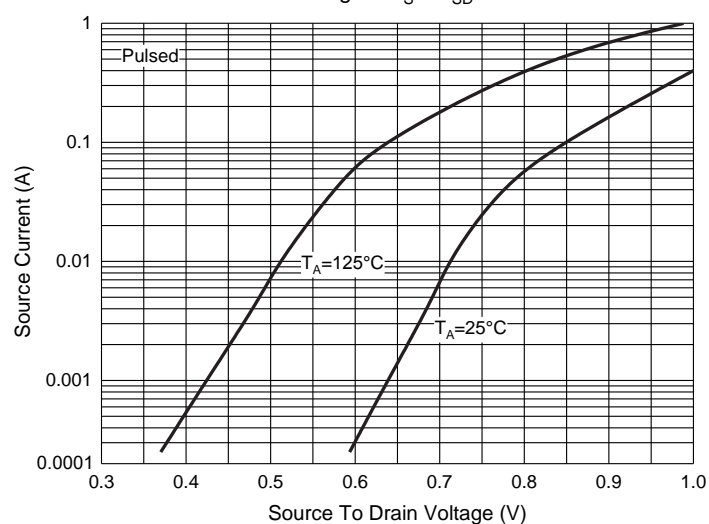
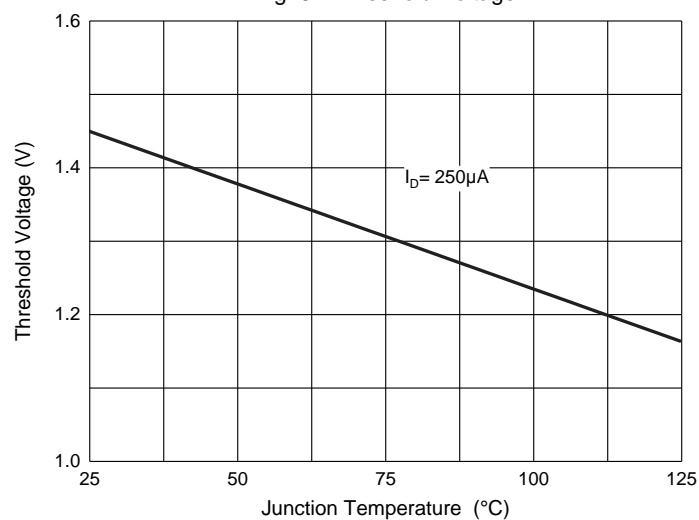


Fig. 6 - Threshold Voltage



Ordering Information

Device	Packing
Part Number-TP	Tape&Reel:3Kpcs/Reel

Note : Adding "-HF" Suffix For Halogen Free, eg. Part Number-TP-HF

IMPORTANT NOTICE

Micro Commercial Components Corp. reserves the right to make changes without further notice to any product herein to make corrections, modifications , enhancements , improvements , or other changes . **Micro Commercial Components Corp** . does not assume any liability arising out of the application or use of any product described herein; neither does it convey any license under its patent rights ,nor the rights of others . The user of products in such applications shall assume all risks of such use and will agree to hold **Micro Commercial Components Corp** . and all the companies whose products are represented on our website, harmless against all damages.

LIFE SUPPORT

MCC's products are not authorized for use as critical components in life support devices or systems without the express written approval of Micro Commercial Components Corporation.

CUSTOMER AWARENESS

Counterfeiting of semiconductor parts is a growing problem in the industry. Micro Commercial Components (MCC) is taking strong measures to protect ourselves and our customers from the proliferation of counterfeit parts. MCC strongly encourages customers to purchase MCC parts either directly from MCC or from Authorized MCC Distributors who are listed by country on our web page cited below. Products customers buy either from MCC directly or from Authorized MCC Distributors are genuine parts, have full traceability, meet MCC's quality standards for handling and storage. **MCC will not provide any warranty coverage or other assistance for parts bought from Unauthorized Sources.** MCC is committed to combat this global problem and encourage our customers to do their part in stopping this practice by buying direct or from authorized distributors.