Data Sheet | Item Number: 288-414

Relay module with driven contacts; Nominal input voltage: 24 V AC/DC; 4 break and 4 make contacts; Limiting continuous current: 6 A; Module width: 64 mm; 2,50 mm²; gray

https://www.wago.com/288-414

Color: gray

Similar to illustration

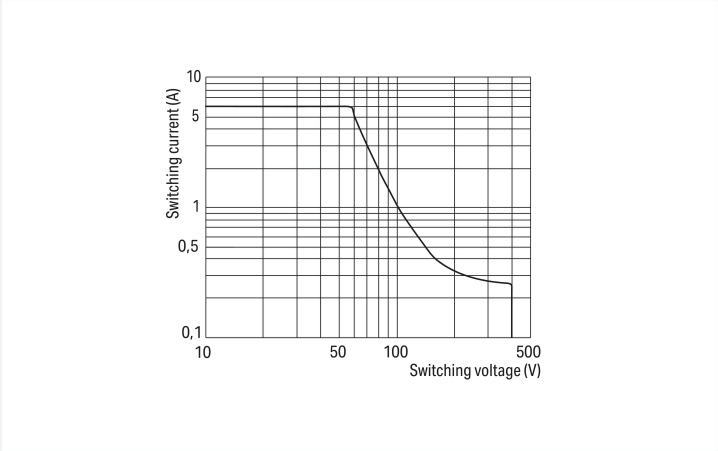

DC load limit curve

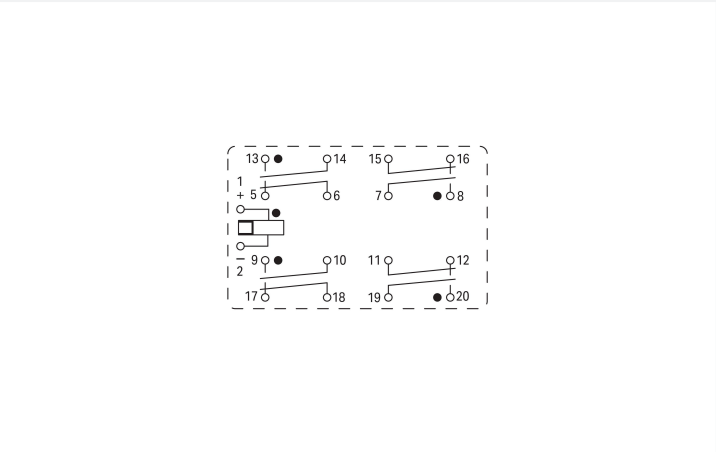

Notes

Note	If required, a ventilation hole can be made in the cover, reducing the protection type from IP67 to IP30. If an outer contact (20) should weld, then the forced operated inner contact (12) driven by the actuator remains open. The rotating armature remains free to move. The unaffected contact pairs can operate normally, (i. e. their function to make or break remains unaffected). If an inner contact should weld (12) then the movement of the rotating armature is blocked via the operator. Open contacts of all four contact pairs remain open. This arrangement corresponds to conventional, force-guided operation.

Technical data

Control circuit

Nominal input voltage U_N	24 VAC/VDC
Input voltage range	-15 ... +20 %
Nominal input current at U_N	26 mA

Load circuit

Number of break/switch-off contacts	4
Number of make/switch-on contacts	4
Contact material (relay)	$AgSnO_2$
Limiting continuous current	6 A
Inrush current (resistive) max.	(AC) 20 A
Switching Voltage, Max.	250 VAC
Switching power (resistive) max.	AC 1500 VA
Recommended minimum load	10 V / 10 mA
Pull-in time (typ.)	18 ms

Downloaded from Arrow.com.

Load circuit	
Drop-out time (typ.)	21 ms
Bounce time (typ.)	4 ms
Electrical life (NO; resistive load; 23 °C)	100 x 10^3 switching operations
Mechanical life	10 x 10^6 switching operations
Mechanical force-guided operation	Type B

Safety and protection	
Rated Voltage	250 V
Rated impulse withstand voltage	2.5 kV
Pollution degree	2
Dielectric strength (control/load circuit) (AC, 1 min)	2 kVrms
Dielectric strength (open contact) (AC, 1 min)	1.3 kVrms
Dielectric strength (load/load circuit) (AC, 1 min)	1.5 kVrms

Connection Data	
Connection technology	CAGE CLAMP®
Solid conductor	0.08 … 2.5 mm² / 28 … 12 AWG
Fine-stranded conductor	0.08 … 2.5 mm² / 28 … 12 AWG
Strip length	5 … 6 mm / 0.2 … 0.24 inches

Physical data	
Width	63.5 mm / 2.5 inches
Height	85 mm / 3.346 inches
Depth from upper-edge of DIN-rail	40 mm / 1.575 inches

Mechanical data	
Mounting type	DIN-35 rail

Material data	
Note (material data)	Information on material specifications can be found here
Color	gray
Insulation material (main housing)	Polyamide (PA66)
Flammability class per UL94	V0
Fire load	0.764 MJ
Weight	147.5 g

Environmental requirements	
Ambient temperature (operation at U_N)	-40 … +70 °C
Ambient temperature (storage)	-40 … +80 °C
Processing temperature	-25 … +50 °C

Downloaded from Arrow.com.

Standards and Specifications

Standards/specifications	EN 60664-1 EN 61810-1 EN 61810-3 ESTI (SEV): 09.1133 UL 508: E120782 TÜV: 968/EZ 116.02/09

Commercial data

Product Group	6 (INTERFACE ELECTRONIC)
PU (SPU)	1 pcs
Packaging type	Box
Country of origin	DE
GTIN	4045454192563
Customs tariff number	85364900990

Product Classification

UNSPSC	39122334
eCl@ss 10.0	27-37-16-01
eCl@ss 9.0	27-37-16-01
ETIM 9.0	EC001437
ETIM 10.0	EC001437
ECCN	NO US CLASSIFICATION

Environmental Product Compliance

RoHS Compliance Status	Compliant,No Exemption

Approvals / Certificates

General approvals

Approval	Standard	Certificate Name
EAC GZO Almaty Standart	TP TC 004/2011	EAC CoC 03080

Declarations of conformity and manufacturer's declarations

Approval	Standard	Certificate Name
EU-Declaration of Conformity WAGO GmbH & Co. KG	-	-

Downloads

Environmental Product Compliance

Compliance Search

Environmental Product Compliance 288-414

Downloaded from Arrow.com.

Documentation

Bid Text

288-414	19.02.2019	xml 5.37 KB	
288-414	20.02.2019	docx 17.40 KB	

Instruction Leaflet

Operation and Assembly Instructions Interface	V 1.0.0 02.04.2025	pdf 1246.19 KB	

CAD/CAE-Data

CAD data

2D/3D Models 288-414

CAE data

EPLAN Data Portal
288-414

WSCAD Universe
288-414

ZUKEN Portal 288-414

1 Compatible Products

1.1 Optional Accessories

1.1.1 Marking

1.1.1.1 Marking strip

Item No.: 709-196
Marking strips; for laser printer; translucent

Item No.: 709-177
Marking strips; on reel; 7.5 mm wide; not stretchable; plain; snap-on type; translucent

Item No.: 709-178
Marking strips; on reel; 7.5 mm wide; not stretchable; plain; snap-on type; white

1.1.2 Tool

1.1.2.1 Operating tool

Item No.: 210-720
Operating tool; Blade: 3.5 x 0.5 mm; with a partially insulated shaft; multicoloured

Installation Notes

Conductor termination



Conductor termination – screwdriver actuation parallel to conductor entry



Conductor termination – screwdriver actuation perpendicular to conductor entry

Downloaded from Arrow.com.

Installation



Snapping a module onto DIN-rail.



Removing a module from the DIN-rail.

Downloaded from Arrow.com.