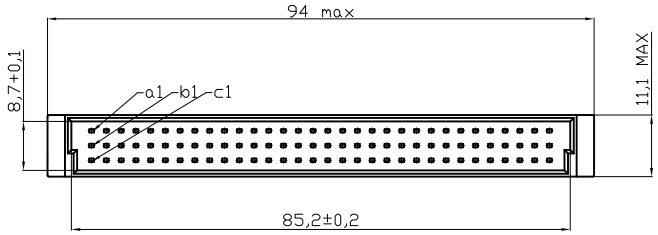


NOTES:

① Connector Meets Requirement OF DIN 41612

② Material:
1.Housing : Glass-Filled PBT. Color: Grey, UL 94V-0
2.Contact : Copper Alloy

③ Contact Tail Dimension
Thickness :0.48±0.03mm
Width :0.48±0.03mm
Tail Length :3.5-0.2mm

④ Contact Finish(Option in Part Number "x" )
-1: 25µ" (0.63µm)Pd/Ni and 2µ"Gold Plating on Mating Area ,100µ"(2.54um)Tin Plating on Tail Area, Flash Gold Plating on Non-mating Area,50µ" (1.27µm)Nickel Underplate All Over
-2: 12µ" (0.30µm)Pd/Ni and 2µ"Gold Plating on Mating Area ,100µ"(2.54um)Tin Plating on Tail Area, Flash Gold Plating on Non-mating Area,50µ" (1.27µm)Nickel Underplate All Over
Blank: Flash Gold Plating on mating and non-mating Area, Tin Plating on Tail Area,Nickel Underplate All Over

⑤ Connector Printed with Part Number,and Batch Number

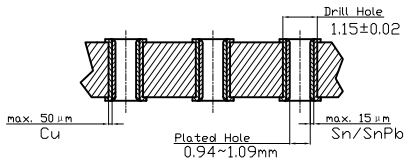


Recommended Hole Specifications
Section A-A
Scale 6:1

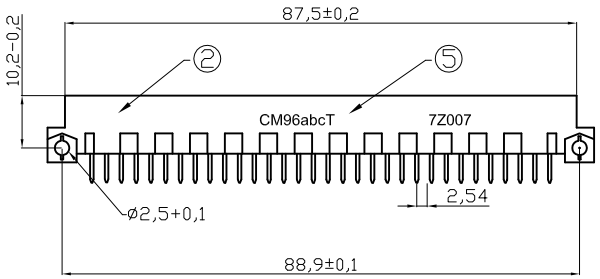


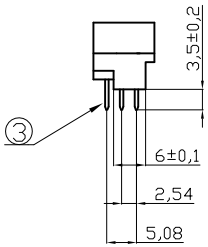


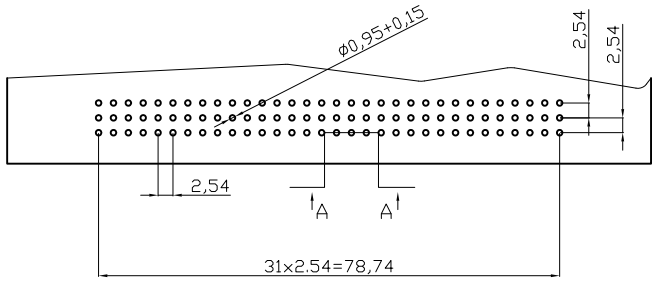


Recommended PCB Hole Layout
Component Side
Scale 1:1

**RoHS compliant**
UNIT:mm

| Scale | Free |
|---|---|
| TOLERANCE | |
| X. | ±0.25 |
| X.X | ±0.10 |
| X.XX | ±0.05 |
| X.XXX | ±0.012 |
| DIM | TOL |
| Angle | ±1° |

| Id. | Modification | Date | Name |
|---|---|---|---|
| ④ | Modification of Male Pin – see PCN20131612_DIN41612-Arev01 | 20.12.2013 | Amy |
| ③ | Modify plating spec. | 15.03.2011 | Dean |
| ② | Update | 16.07.2009 | Dean |
| ① | Drawn | 02.11.2004 | Hellwig |

| | Date | Name |
|---|---|---|
| Drawn | 02.11.2004 | Hellwig |
| Approved | 20.12.2013 | Amy |

ASSMANN WSW components

Customer-No.

ASSMANN WSW-No. A-CM64ACT-x A-CM96ABCT-x

Drawing-No. ASS 1255A CO rev04

Replace Sheet

Downloaded from Arrow.com.