Data Sheet | Item Number: 788-516

Relay module; Nominal input voltage: 230 VAC; 2 changeover contacts; Limiting continuous current: 8 A; Red status indicator; Module width: 15 mm; 2,50 mm²; gray

https://www.wago.com/788-516



Color: gray

Similar to illustration

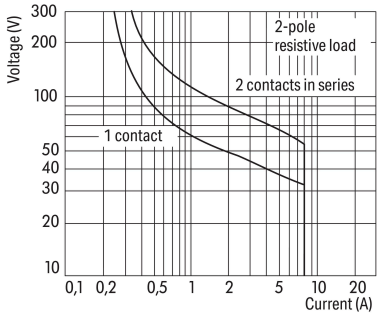

DC load limit curve

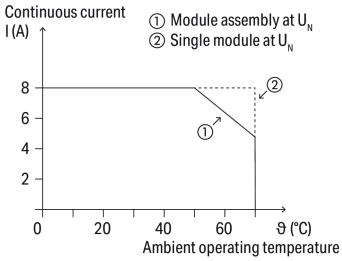

Current-carrying capacity curve

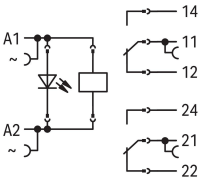

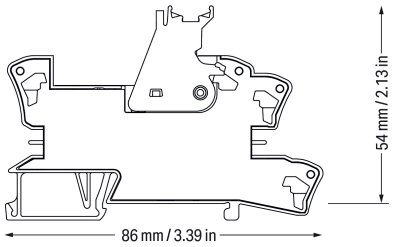

Downloaded from Arrow.com.

Notes

Safety Information	A separator plate (e.g., 209-191) must be used for voltages exceeding 250 V between adjacent relay modules and to comply with reinforced insulation requirements.
Note	Reinforced insulation between coil and contacts To protect the relay coils and contacts, inductive loads must be dampened with an effective protection circuit.

Technical data

Control circuit

Nominal input voltage U_N	230 VAC
Input voltage range	±10 %
Nominal input current at U_N	4 mA

Load circuit

Number of changeover/switchover contacts	2
Contact material (relay)	AgNi 90/10
Limiting continuous current	8 A
Inrush current (resistive) max.	(AC) 15 A / 4 s
Switching Voltage, Max.	250 VAC
Switching power (resistive) max.	AC 2000 VA; DC (see load limit curve)
Utilization category	AC-15: 3 A / 250 VAC DC-13: 2 A / 24 VDC
Recommended minimum load	12 V / 10 mA
Pull-in time (typ.)	10 ms
Drop-out time (typ.)	35 ms
Bounce time (typ.)	10 ms
Electrical life (NO; resistive load; 23 °C)	10 x 10^3 switching operations
Mechanical life	30 x 10^6 switching operations
Switching frequency with/without load (max.)	6 min^{-1} / 1200 min^{-1}

Signaling

Status indicator	Red LED

Safety and protection

Rated Voltage	250 V
Rated impulse withstand voltage	4 kV
Pollution degree	3
Dielectric strength (control/load circuit) (AC, 1 min)	5 kVrms
Dielectric strength (open contact) (AC, 1 min)	1 kVrms
Dielectric strength (load/load circuit) (AC, 1 min)	2.5 kVrms
Safety Information	A separator plate (e.g., 209-191) must be used for voltages exceeding 250 V between adjacent relay modules and to comply with reinforced insulation requirements.
Protection type	IP20

Connection Data

Connection technology	Push-in CAGE CLAMP®
Solid conductor	0.34 … 2.5 mm² / 22 … 14 AWG
Fine-stranded conductor	0.34 … 2.5 mm² / 22 … 14 AWG
Strip length	9 … 10 mm / 0.35 … 0.39 inches

Downloaded from Arrow.com.

Physical data

Width	15 mm / 0.591 inches
Height	86 mm / 3.386 inches
Depth from upper-edge of DIN-rail	54 mm / 2.126 inches

Mechanical data

Mounting type	DIN-35 rail

Material data

Note (material data)	Information on material specifications can be found here
Color	gray
Fire load	0.775 MJ
Weight	45.7 g

Environmental requirements

Ambient temperature (operation at U_N)	-40 … +70 °C
Ambient temperature UL (operation at U_N)	-40 … +50 °C
Ambient temperature (storage)	-40 … +70 °C
Processing temperature	-25 … +50 °C
Temperature range of connection cable	≥ ($T_{ambient}$ + 20 K)

Standards and Specifications

Standards/specifications	EN 61010-2-201 EN 61810-1 EN 61373 UL 508 DNV

Basic relay

WAGO Basic Relay	788-180

Commercial data

Product Group	6 (INTERFACE ELECTRONIC)
PU (SPU)	20 (1) pcs
Packaging type	Box
Country of origin	CN
GTIN	4055143192378
Customs tariff number	85364900990

Product Classification

UNSPSC	39122334
eCl@ss 10.0	27-37-16-01
eCl@ss 9.0	27-37-16-01
ETIM 9.0	EC001437
ETIM 10.0	EC001437
ECCN	NO US CLASSIFICATION

Downloaded from Arrow.com.

Environmental Product Compliance

CAS-No.	7439-92-1 7440-43-9 79-94-7
REACH Candidate List Substance	2,2',6,6'-tetrabromo-4,4'-isopropylidenediphenol Cadmium Lead
RoHS Compliance Status	Compliant,No Exemption
SCIP notification number (Austria)	b0e534fc-6e2a-476f-af3a-adc4f5ad784e
SCIP notification number (Belgium)	f5fb74a2-c3b0-40c0-98da-03976d135990
SCIP notification number (Bulgaria)	19a69d1f-1eac-4af1-a82f-60b7cd39e307
SCIP notification number (Czech Republic)	e9ac98ec-36be-424b-bf0a-c385a9fb437c
SCIP notification number (Denmark)	97398917-a0b9-438b-a009-ec705113136d
SCIP notification number (Finland)	6d5f6774-30bf-43ed-a808-bbc48db312c5
SCIP notification number (France)	33f68cdd-e88a-4b75-9ddb-b9542e5e979b
SCIP notification number (Germany)	e244a908-f765-40c7-b634-d9738f4d9568
SCIP notification number (Hungary)	62cbd900-173a-420f-aa49-b0385499542a
SCIP notification number (Italy)	30a343f2-20a6-4847-a57e-6c4f35c2ab5b
SCIP notification number (Netherlands)	a241131d-fb8e-47da-99b3-176d01cbd59d
SCIP notification number (Poland)	18110e8e-0396-4ae3-9bcd-6399915f98d2
SCIP notification number (Romania)	4c1827a3-594e-47e5-93c0-87c8cd85c0df
SCIP notification number (Sweden)	a63b4428-d34d-484d-b9de-d06779aecb17

Approvals / Certificates

General approvals

Approval	Standard	Certificate Name
EAC GZO Almaty Standart	TP TC 004/2011	EAC CoC 03084
UL Underwriters Laboratories Inc. (ORDINARY LOCATIONS)	UL 508	E175199 Vol.1 Sec.6

Approvals for marine applications

Approval	Standard	Certificate Name
DNV DNV Germany GmbH	DNV-CG-0339,Aug.2021	TAA00001D1

Declarations of conformity and manufacturer's declarations

Approval	Standard	Certificate Name
EU-Declaration of Conformity WAGO GmbH & Co. KG	-	-
EU-Declaration of Conformity WAGO GmbH & Co. KG	-	-
UK-Declaration of Conformity WAGO GmbH & Co. KG	-	-

Downloaded from Arrow.com.

Downloads

Environmental Product Compliance

Compliance Search

Environmental Product Compliance 788-516

Documentation

Bid Text

788-516	19.02.2019	xml 4.60 KB	
788-516	25.01.2019	docx 16.43 KB	

Instruction Leaflet

Sockets with Elementary Relay/ SSR	V 1.0.1 09.10.2020	pdf 2271.22 KB	

CAD/CAE-Data

CAD data

2D/3D Models 788-516

CAE data

EPLAN Data Portal 788-516

WSCAD Universe 788-516

ZUKEN Portal 788-516

1 Compatible Products

1.1 Optional Accessories

1.1.1 Basic relay

1.1.1.1 Basic relay

Item No.: 788-180
Basic relay; Nominal input voltage: 230 VAC; 2 changeover contacts; Limiting continuous current: 8 A; Module width: 13 mm; Module height: 15 mm

1.1.2 Ferrule

1.1.2.1 Ferrule

Item No.: 216-241
Ferrule; Sleeve for 0.5 mm² / 20 AWG; insulated; electro-tin plated; electrolytic copper; gastight crimped; acc. to DIN 46228, Part 4/09.90; white

Item No.: 216-242
Ferrule; Sleeve for 0.75 mm² / 18 AWG; insulated; electro-tin plated; electrolytic copper; gastight crimped; acc. to DIN 46228, Part 4/09.90; gray

Item No.: 216-243
Ferrule; Sleeve for 1 mm² / AWG 18; insulated; electro-tin plated; electrolytic copper; gastight crimped; acc. to DIN 46228, Part 4/09.90; red

Item No.: 216-244
Ferrule; Sleeve for 1.5 mm² / AWG 16; insulated; electro-tin plated; electrolytic copper; gastight crimped; acc. to DIN 46228, Part 4/09.90; black

Item No.: 216-542
Twin ferrule; Sleeve for 2 x 1 mm² / AWG 2 x 18; red, insulated; 12 mm long; red

Downloaded from Arrow.com.

1.1.3 Filter module

1.1.3.1 Suppressor module

Item No.: 788-148
Filter module; RC filter element; Nominal voltage: 230 VAC

1.1.4 Indicators

1.1.4.1 Status indication

Item No.: 788-125
Accessories for relay modules; Operation status indicator: red

1.1.5 Jumper

1.1.5.1 Jumper

Item No.: 788-118
Jumper; for jumper slot; 2-way; from 1 to 3; insulated; light gray

Item No.: 788-113
Jumper; for jumper slot; 2-way; insulated; light gray

Item No.: 859-402
Jumper; for jumper slot; 2-way; insulated; light gray

Item No.: 788-114
Jumper; for jumper slot; 3-way; insulated; light gray

Item No.: 788-115
Jumper; for jumper slot; 4-way; insulated; light gray

Item No.: 788-116
Jumper; for jumper slot; 6-way; insulated; light gray

Item No.: 788-117
Jumper; for jumper slot; 8-way; insulated; light gray

1.1.6 Marking

1.1.6.1 Double marker carrier

Item No.: 209-128
Adaptor; gray

1.1.6.2 Group marker carrier

Item No.: 249-105
Group marker carrier; gray

Item No.: 209-145
Group marker carrier; white

Downloaded from Arrow.com.

1.1.6.3 Marker

Item No.: 209-183
Marker; white

Item No.: 793-502
WMB marking card; as card; MARKED; 1 ... 10 (10x); not stretchable; Horizontal marking; snap-on type; white

Item No.: 793-503
WMB marking card; as card; MARKED; 11 ... 20 (10x); not stretchable; Horizontal marking; snap-on type; white

Item No.: 793-504
WMB marking card; as card; MARKED; 21 ... 30 (10x); not stretchable; Horizontal marking; snap-on type; white

Item No.: 793-505
WMB marking card; as card; MARKED; 31 ... 40 (10x); not stretchable; Horizontal marking; snap-on type; white

Item No.: 793-501
WMB marking card; as card; not stretchable; plain; snap-on type; white

Item No.: 2009-115
WMB-Inline; for Smart Printer; 1500 pieces on roll; stretchable 5 - 5.2 mm; plain; snap-on type; white

1.1.6.4 Marking device

Item No.: 210-110
Fiber-tip pen

1.1.6.5 Marking strip

Item No.: 2009-110
Marking strips; for Smart Printer; on reel; not stretchable; plain; snap-on type; white

1.1.6.6 Protective marker cover

Item No.: 209-184
Protection cover; transparent

1.1.7 Tool

1.1.7.1 Operating tool

Item No.: 210-720
Operating tool; Blade: 3.5 x 0.5 mm; with a partially insulated shaft; multicoloured

Installation Notes

Conductor termination



Conductor termination

Downloaded from Arrow.com.

Commoning



Easy commoning using adjacent jumpers

Marking

Marking using WMB Multi markers and group marker carriers.

Downloaded from Arrow.com.