CODINGS

CODING - A

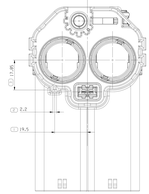

CODING - C

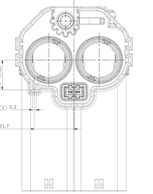

CODING - B

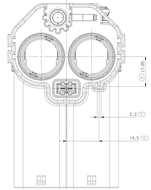

CODING - D

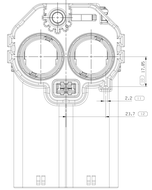

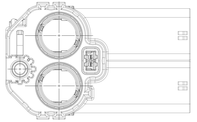

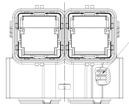

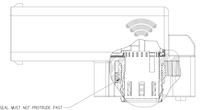



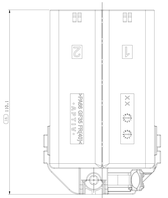

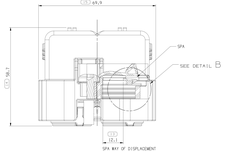

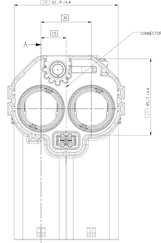

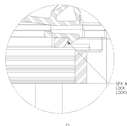

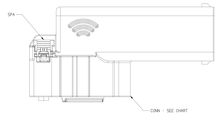

NOTES

1. UNLESS OTHERWISE SPECIFIED AND/OR INDICATED:
   DIMENSIONS ARE TO FACE OF VIEW SHOWN AND
   DIMENSIONS ARE TO CENTER OF FEATURE LOCATION
   (SEE MATH MODEL FOR PRECISE DIMENSIONS) - FOR ALL
   OTHER DIMENSIONS NOT SHOWN BUT REQUIRED FOR TOOL
   BUILD, SEE MATH MODEL FOR PRECISE TOOL PATH DATA.
2. PARTS MUST BE FREE OF DUST, DIRT, CARDBOARD FIBER, LOOSE
   FIBER, OIL, GREASE AND PARTICULATE THAT MAY CAUSE FIT OR
   FUNCTION CONCERNS.
3. PARTS MUST BE PACKAGED IN COMPARTMENTAL CONTAINERS OR TRAYS,
   ENCLOSED IN CLEAN POLYETHYLENE BAGS.
4. WIRING HARNESS MANUFACTURER SHALL PERFORM A SEAL LEAK CHECK
   ON THE CONNECTOR ASSEMBLY AFTER TERMINAL LOADS ARE ASSEMBLED
   TO VERIFY PROPER CONNECTOR SEAL AND CABLE SEAL POSITIONS.
5. ROHS 2011/65/EU
   REACH EC NO. 1907/2006 (SVHC 211) ACC TO DIN EN ISO/IEC 17 050-1:2010
6. MATING DEVICES SEE IN INTERFACE DRAWING NO.: 3522936.
7. ONLY RECOMMENDED CABLE ACC. TO 1214-21.
   ALL CABLE SUPPLIERS/VENDORS MUST BE VALIDATED.
   ALL CABLE SUPPLIERS/VENDORS SUB MUST BE VALIDATED.
8. WEIGHT INFORMATION IS ONLY FOR REFERENCE.

POS	PART-NO.	REV	DESCRIPTION	QTY.	MATERIAL	COLOR	REF WEIGHT(G)
A	3521095A	01	FEMALE HOUSING ASSEMBLY, CODE A	--	- -	- -	
1	3521095B	--	FEMALE HOUSING, CODE A	1	POLYAMIDE BLEND	ORANGE	
2	3521095D	--	CONN SEAL	2	RUBBER	GREEN	
3	3521095F	--	FEMALE UPPER SHIELDING	2	COPPER ALLOY	- -	
4	3521095G	--	SEAL RETAINER	2	POLYAMIDE BLEND	BLACK	
5	3521095K	--	SPA	1	POLYAMIDE BLEND	RED	
6	3521095T	--	FEMALE BOTTOM SHIELDING	2	COPPER ALLOY	- -	155,71
7	3521095Z	--	INSULATION HOUSING	2	POLYAMIDE BLEND	BLACK	
8	3521096Z	--	HVIL SEAL	1	RUBBER	GREEN	
9	3521096L	--	HVIL SEAL RETAINER	1	POLYAMIDE BLEND	BLACK	
10	3329696Z	--	SHUNT	1	COPPER ALLOY	- -	
11	3519727Z	--	BUSHING 6AM	1	STEEL		
12	3521057A	--	SCREW M6x20	1	STD	- -	
B	3521095S	01	FEMALE HOUSING ASSEMBLY, CODE B	--			
1	3521095Z	--	FEMALE HOUSING, CODE B	1	POLYAMIDE BLEND	ORANGE	
2	3521095B	--	CONN SEAL	2	RUBBER	GREEN	
3	3521095V	--	FEMALE UPPER SHIELDING	2	COPPER ALLOY	- -	
4	3521096G	--	SEAL RETAINER	2	POLYAMIDE BLEND	BLACK	
5	3521096K	--	SPA	1	POLYAMIDE BLEND	RED	
6	3521096T	--	FEMALE BOTTOM SHIELDING	2	COPPER ALLOY	- -	155,71
7	3521096Z	--	INSULATION HOUSING	2	POLYAMIDE BLEND	BLACK	
8	3521096Z	--	HVIL SEAL	1	RUBBER	GREEN	
9	3521096L	--	HVIL SEAL RETAINER	1	POLYAMIDE BLEND	BLACK	
10	3329696Z	--	SHUNT	1	COPPER ALLOY	- -	
11	3519727Z	--	BUSHING 6AM	1	STEEL		
12	3521057A	--	SCREW M6x20	1	STD	- -	
C	3536121D	01	FEMALE HOUSING ASSEMBLY, CODE C	--	- -	- -	
1	3530827A	--	FEMALE HOUSING, CODE C	1	POLYAMIDE BLEND	ORANGE	
2	3521095B	--	CONN SEAL	2	RUBBER	GREEN	
3	3521095V	--	FEMALE UPPER SHIELDING	2	COPPER ALLOY	- -	
4	3521096G	--	SEAL RETAINER	2	POLYAMIDE BLEND	BLACK	
5	3521096K	--	SPA	1	POLYAMIDE BLEND	RED	
6	3521096T	--	FEMALE BOTTOM SHIELDING	2	COPPER ALLOY	- -	155,71
7	3521096Z	--	INSULATION HOUSING	2	POLYAMIDE BLEND	BLACK	
8	3521096Z	--	HVIL SEAL	1	RUBBER	GREEN	
9	3521096L	--	HVIL SEAL RETAINER	1	POLYAMIDE BLEND	BLACK	
10	3329696Z	--	SHUNT	1	COPPER ALLOY	- -	
11	3519727Z	--	BUSHING 6AM	1	STEEL		
12	3521057A	--	SCREW M6x20	1	STD	- -	
D	3536121	01	FEMALE HOUSING ASSEMBLY, CODE D	--			
1	3530827S	--	FEMALE HOUSING, CODE D	1	POLYAMIDE BLEND	ORANGE	
2	3521095B	--	CONN SEAL	2	RUBBER	GREEN	
3	3521095V	--	FEMALE UPPER SHIELDING	2	COPPER ALLOY	- -	
4	3521096G	--	SEAL RETAINER	2	POLYAMIDE BLEND	BLACK	
5	3521096K	--	SPA	1	POLYAMIDE BLEND	RED	
6	3521096T	--	FEMALE BOTTOM SHIELDING	2	COPPER ALLOY	- -	155,71
7	3521096Z	--	INSULATION HOUSING	2	POLYAMIDE BLEND	BLACK	
8	3521096Z	--	HVIL SEAL	1	RUBBER	GREEN	
9	3521096L	--	HVIL SEAL RETAINER	1	POLYAMIDE BLEND	BLACK	
10	3329696Z	--	SHUNT	1	COPPER ALLOY	- -	
11	3519727Z	--	BUSHING 6AM	1	STEEL		
12	3521057A	--	SCREW M6x20	1	STD	- -	

SYMBOL DEFINITION	
X DIMENSION WITHOUT AN INSPECTION REPORT SYMBOL CODE DOES NOT REQUIRE INSPECTION. IT MAY BE CONTROLLED ON THE INDIVIDUAL COMPONENT DRAWING.	

MISSING SYMBOLS NO MISSING SYMBOL NUMBER	
TOTAL NO OF INSPECTIONS REQUIRED	18
LOT NO. LOT NO.	18

REVISION HISTORY							
REV	DESCRIPTION	DATE	DRAWN	CHKD	APPD	APPD	REV
01	CREATED PART DRAWING						

ASSEMBLY EXPLODED VIEW

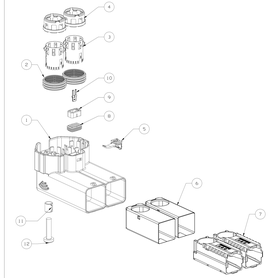

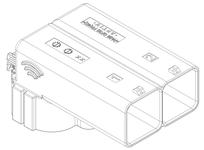

PROPRIETARY AND CONFIDENTIAL
THIS DRAWING AND THE INFORMATION CONTAINED HEREIN IS THE PROPERTY OF APTIV SERVICES LUXEMBOURG S.A.R.L. AND SHALL NOT BE REPRODUCED OR COPIED WITHOUT WRITTEN PERMISSION OF APTIV SERVICES LUXEMBOURG S.A.R.L.

PART DRAWING

SIZE: D

SCALE: SEE CHART

THIS DOCUMENT CONTAINS INFORMATION PROPRIETARY TO APTIV. THE RECEIPT OR POSSESSION OF THIS DOCUMENT DOES NOT CONVEY RIGHTS TO REPRODUCE OR DISCLOSE ITS CONTENTS, OR TO MANUFACTURE, USE, OR SELL ANYTHING THAT IT MAY DESCRIBE, IN WHOLE OR IN PART, WITHOUT THE SPECIFIC WRITTEN AUTHORIZATION OF APTIV SERVICES LUXEMBOURG S.A.R.L.

UNLESS OTHERWISE SPECIFIED:
DIMENSIONS ARE IN MILLIMETERS
TOLERANCES:
LINEAR ±0,25 ANGULAR ±0,5°

FINISH: NONE
DEBURR: NONE

THIRD ANGLE PROJECTION

SIZE: A4 SCALE: 1:1 WEIGHT: 0,0 kg SHEET 1 OF 1

•APTIV•
CONNECTOR SYSTEMS
Aptiv Plc
Dublin, Ireland
THIS DOCUMENT CONTAINS INFORMATION PROPRIETARY TO APTIV. THE RECEIPT OR POSSESSION OF THIS DOCUMENT DOES NOT CONVEY RIGHTS TO REPRODUCE OR DISCLOSE ITS CONTENTS, OR TO MANUFACTURE, USE, OR SELL ANYTHING THAT IT MAY DESCRIBE, IN WHOLE OR IN PART, WITHOUT THE SPECIFIC WRITTEN AUTHORIZATION OF APTIV.

DRAWN BY	DATE
ENGINEER	DATE
PROJECT ENGINEER	DATE
MANUFACTURING ENGINEER	DATE
QUALITY ENGINEER	DATE
CUSTOMER	DATE
CUSTOMER PART NUMBER	
SEE DRAWING	
CUSTOMER NAME	
TYCO AMP CONN - AVP	
APTIV PART NUMBER	3522884I

3522884I