


Directional DAS Series

4-port 4xMiMo 4G/5G Antenna

PD617-3800M4NF



Features & Applications:

- 4G / 5G-FR1 617-3800MHz
- 4-Port MiMo
- In-building wall mount, bracket included
- Directional radiation pattern
- Low PIM and SAR compliant
- Connector N-Female as standard
- For 4.3-10 Female version use P/N: PD617-3800M443

ELECTRICAL SPECIFICATIONS

PD617-3800M4NF						
Frequency range	MHz		617-697	698-960	1710-2700	3300-3800
Gain	dBi		6.0±1	7.0±1	8.0±1	8.0±1
Polarization			+/-45deg slant			
Beam width	Horizontal	deg	80	90	70	60
	Vertical		80	80	60	40
VSWR			≤2.0	≤2.0	≤1.8	≤1.8
Front-to-back ratio	dB		15	20	25	25
Isolation	dB		>15	>20	>20	>20
PIM,3rd order,2x20W	dBc		≤-150			
Max. input power	W		50			
Impedance	Ohm		50			
SAR compliance			Compliant based on whole-body SAR limit RF Exposure calculation (CEI EN 50383)			

MECHANICAL SPECIFICATIONS

PD617-3800M4NF					
Dimension (W x L x H)		Housing Material	Color	Weight with mounting kit	Mounting Kit
410 x 305 x 84 mm (16.14 x 12.01 x 3.31 inch)		ABS, UV Protected	White RAL9003	1 kg (2.2 lbs)	Wall mount (standard)
Wireless Technology	No. of Port	Cable Length	Cable Type		Connector Type
4G,5G FR1	4	1Ft (0.3m)	Ø 0.160" low loss		NF

ENVIRONMENTAL SPECIFICATIONS

PD617-3800M4NF				
Operating Temperature	Storage Temperature	RoHS Compliant	Ingress Protection	Warranty
-40 / +60° C	-40 / +60° C	Yes	IP50	2 years

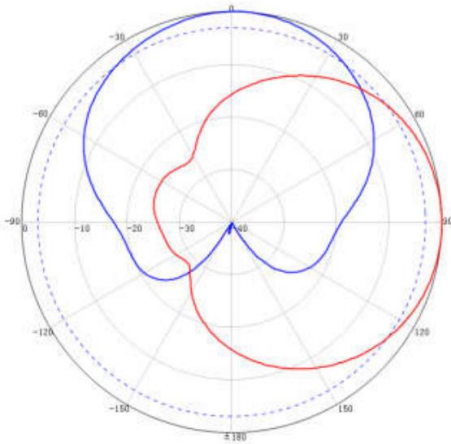
Directional DAS Series 4-port 4xMiMo 4G/5G Antenna

PD617-3800M4NF

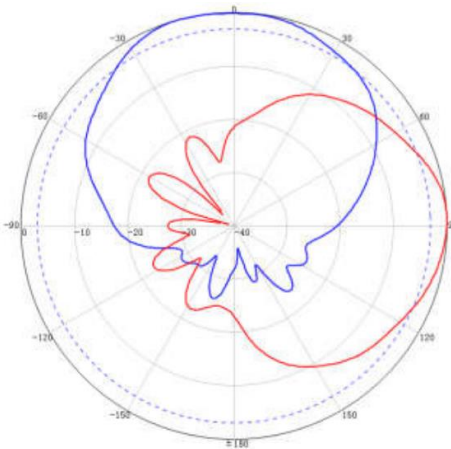
Radiation Pattern –Vertical and Horizontal Plane

PD617-3800M4NF

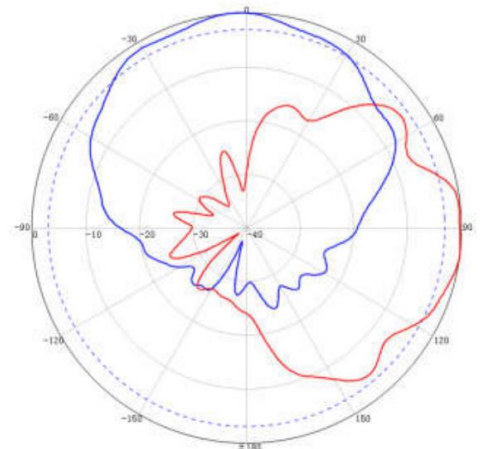
Vertical and Horizontal planes



617-960MHz



1710-2700MHz



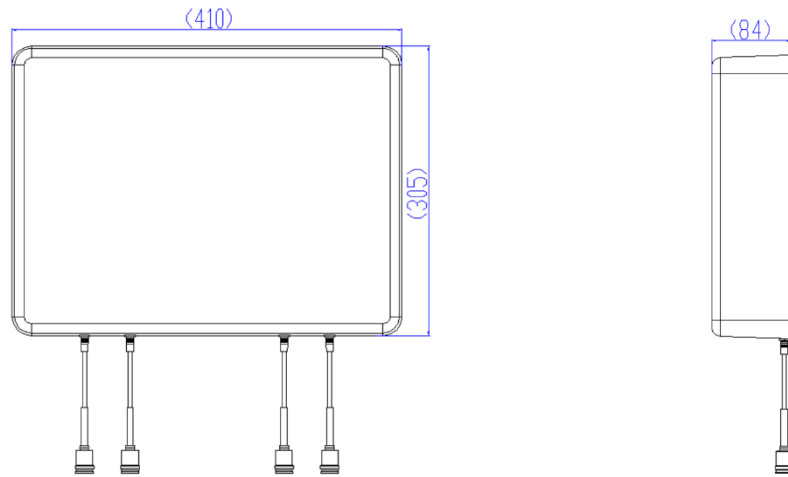
3300-3800MHz

Directional DAS Series 4-port 4xMiMo 4G/5G Antenna

PD617-3800M4NF


Mechanical Drawing

PD617-3800M4NF



Test Setup

General / Chamber Setup



Directional DAS Series 4-port 4xMiMo 4G/5G Antenna

PD617-3800M4NF

PACKAGING

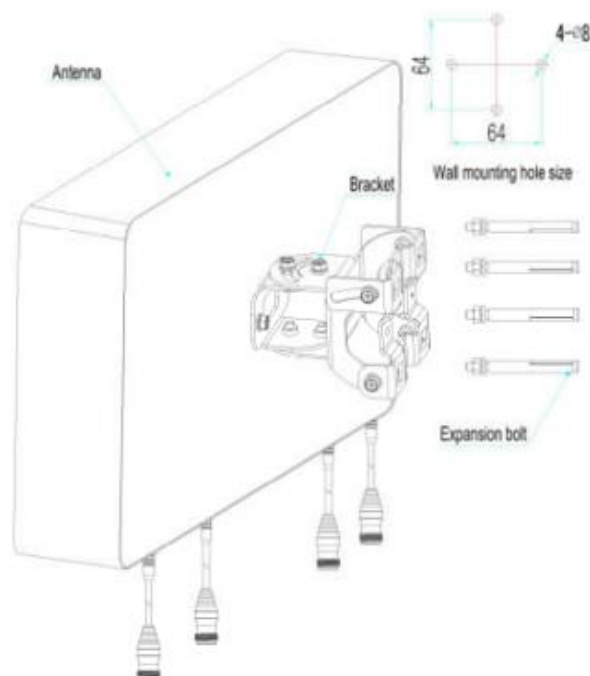
PD617-3800M4NF

1. Inner box: 475*415*155mm;
2. Outer box size: 815*485*450mm;
3. 5Pcs/Carton;

Installation instructions

PD617-3800M4NF

Wall Installation



Notes:

1. Please contact sales for availability, lead time, and/or any special requests. Samples available upon request.

For More Information:

Americas - antennas.us@pulseelectronics.com | Europe - antennas.eu@pulseelectronics.com | Asia - antennas.as@pulseelectronics.com | Questions? +1-800-ANTENNA
Performance warranty of products offered on this data sheet is limited to the parameters specified. Data is subject to change without notice. Other brand and product names mentioned herein may be trademarks or registered trademarks of their respective owners. © Copyright , 2020. Pulse Electronics, Inc. All rights reserved.
Company address: Pulse Electronics, a YAGEO Company, 15255 Innovation Drive, Suite #100, San Diego, CA 92128

'YAGEO Corporation and its affiliates do not recommend the use of commercial, automotive, and/or COTS grade products for high reliability applications or manned space flight.'