

MLG1005SR30JTD25



Applications	Automotive Grade
Feature	AEC-Q200
	Multilayer
	Non-Magnetic Core (Dielectric Ceramic)
Series   Type	MLG
Status	Production
Brand	TDK



Size	
Length(L)	1.00mm ±0.05mm
Width(W)	0.50mm ±0.05mm
Thickness   Height	0.50mm ±0.05mm
Recommended Land Pattern (A)	0.50mm Nom.
Recommended Land Pattern (B)	0.40mm Nom.
Recommended Land Pattern (C)	0.50mm Nom.

Electrical Characteristics	
Inductance	300nH ±5% at 50MHz
Rated Current	50mA
DC Resistance [Typ.]	4.82Ω
DC Resistance [Max.]	6.5Ω
Self Resonant Frequency [Min.]	350MHz
Self Resonant Frequency [Typ.]	400MHz
Q [Min.]	6 at 50MHz
Q [Typ.]	10 at 50MHz

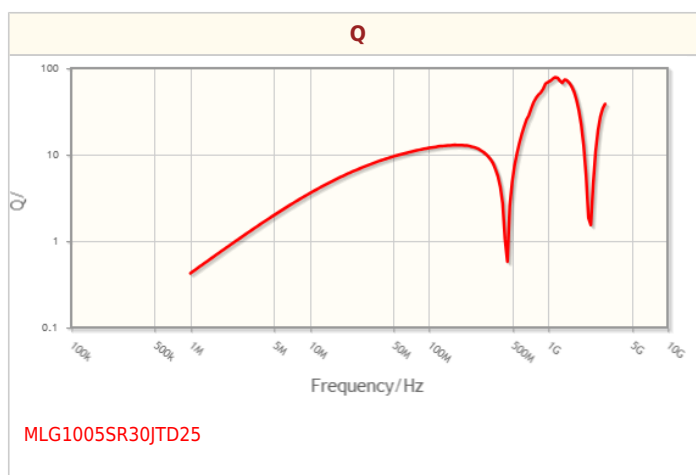
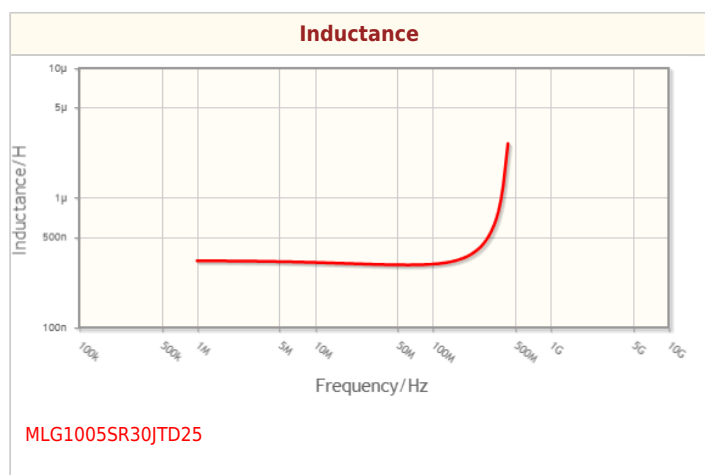
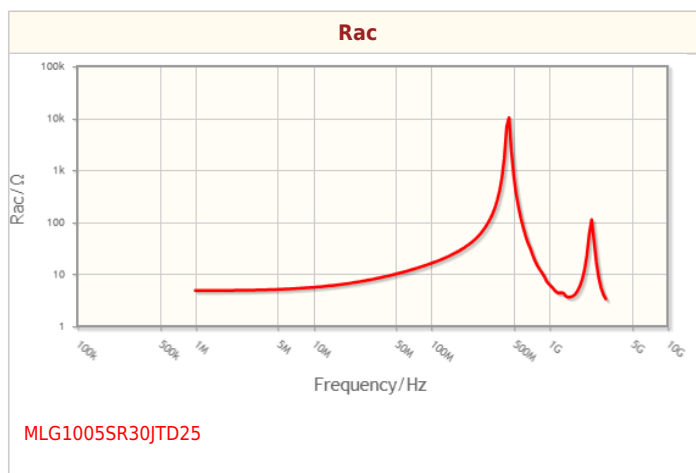
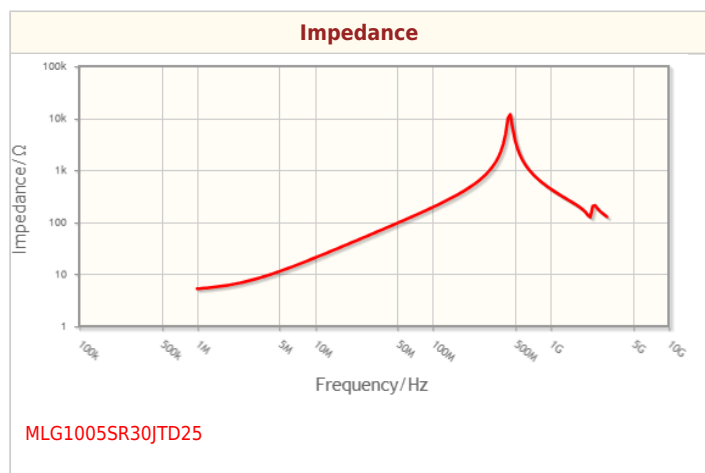
Other	
Operating Temp. Range	-55 to 125°C
Soldering Method	Reflow
	Iron Soldering
AEC-Q200	YES
Packing	Punched (Paper)Taping [180mm Reel, Tape width 8mm]
Package Quantity	10000pcs
Weight	0.001g

! Images are for reference only and show exemplary products.  
! This PDF document was created based on the data listed on the TDK Corporation website.  
! All specifications are subject to change without notice.

MLG1005SR30JTD25



Characteristic Graphs(This is reference data, and does not guarantee the products characteristics.)



MLG1005SR30JTD25



# Associated Images

