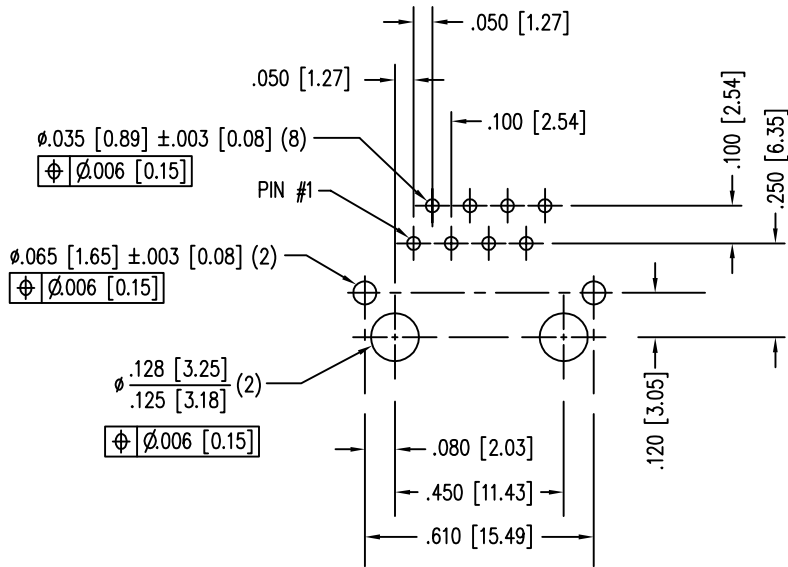
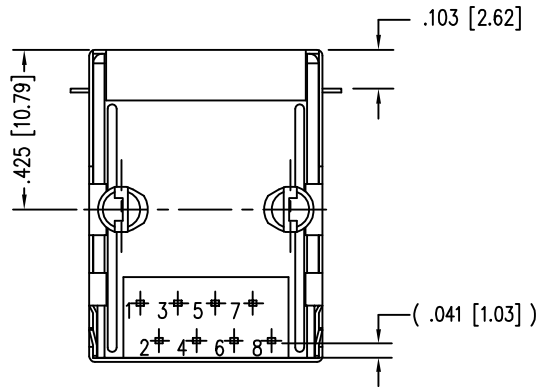
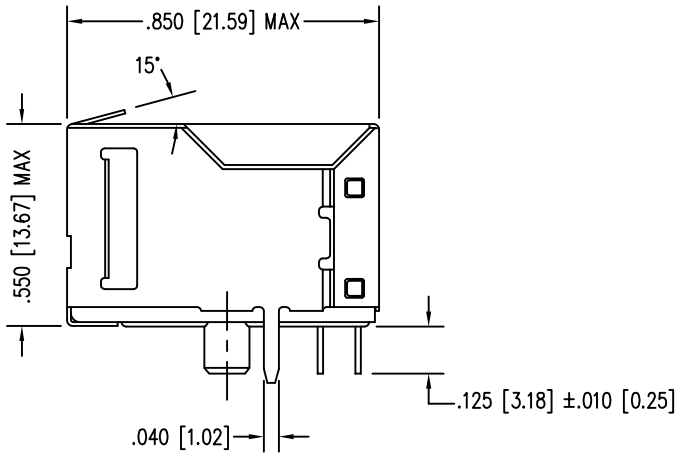
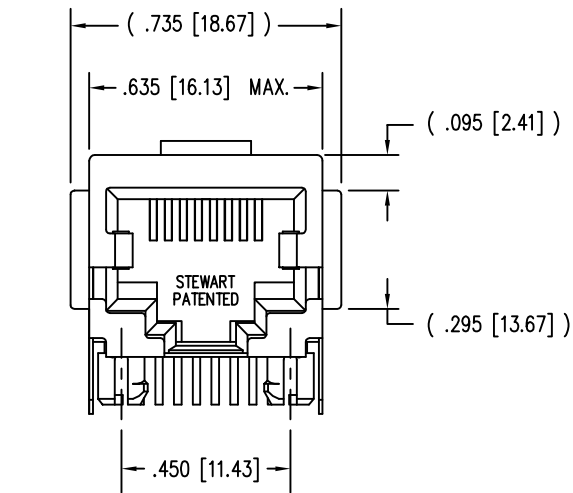


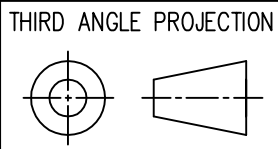
DATE	REV	ECN	APP'D. BY
1-13-15	C5	10188	TRM
3-8-16	C6	10594	TRM



- NOTES:
- CONNECTOR MATERIALS:
HOUSING: THERMOPLASTIC UL94 V-0
CONTACTS/SHIELD: COPPER ALLOY
SHIELD PLATING: NICKEL OR TIN
CONTACT PLATING: SELECTIVE GOLD IN CONTACT AREA
SEE CHART FOR PART NUMBER
 - DIMENSIONS AND TOLERANCES COMPLY WITH TIA-1096 STANDARD.
 - FOR PRODUCT SPECIFICATIONS SEE PR022-01

30 MICRO-INCHES [0.76um]	SS-6488S-A-FLS-01
CONTACT PLATING IN MATING AREA	PART NUMBER

RoHS



DO NOT SCALE DRAWING
DRAWING IS SUBJECT TO
CHANGE WITHOUT NOTICE

DIMENSIONS: INCHES [METRIC]

UNLESS OTHERWISE SPECIFIED
TOLERANCES ARE ±.005 [0.13]
ANGLES ARE ± 1°

SHEET NO. 1 OF 1



stewart
CONNECTOR
a bel group

11118 Susquehanna Trail South
Glen Rock, PA 17327-9199
(717) 235-7512
<http://www.stewartconnector.com>

TITLE: EIGHT CONTACT, EIGHT POSITION, SHIELDED JACK FLANGED TOP PANEL GROUNDING TAB @ 15°			
DRN BY:	EPF	DATE	10-12-05
APPD BY:	TRM	DATE	10-12-05
DWG NO.	CT640103	REV.	C6