

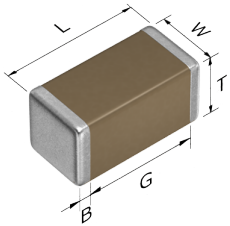


C1005X5R1C225M050BC



TDK item description C1005X5R1C225MT****

Applications	 Commercial Grade
Feature	General General (Up to 75V)
Series	C1005 [EIA 0402]
Status	 Production (Not Recommended for New Design) Recommended Alternate Part No. : C1005X5R1C225K050BC (Interchangeability is not guaranteed.)
Brand	TDK



Size	
Length(L)	1.00mm ±0.05mm
Width(W)	0.50mm ±0.05mm
Thickness(T)	0.50mm ±0.05mm
Terminal Width(B)	0.10mm Min.
Terminal Spacing(G)	0.30mm Min.
Recommended Land Pattern (PA)	0.30mm to 0.50mm
Recommended Land Pattern (PB)	0.35mm to 0.45mm
Recommended Land Pattern (PC)	0.40mm to 0.60mm

Electrical Characteristics	
Capacitance	2.2μF ±20%
Rated Voltage	16VDC
Temperature Characteristic	X5R(±15%)
Dissipation Factor (Max.)	10%
Insulation Resistance (Min.)	45MΩ

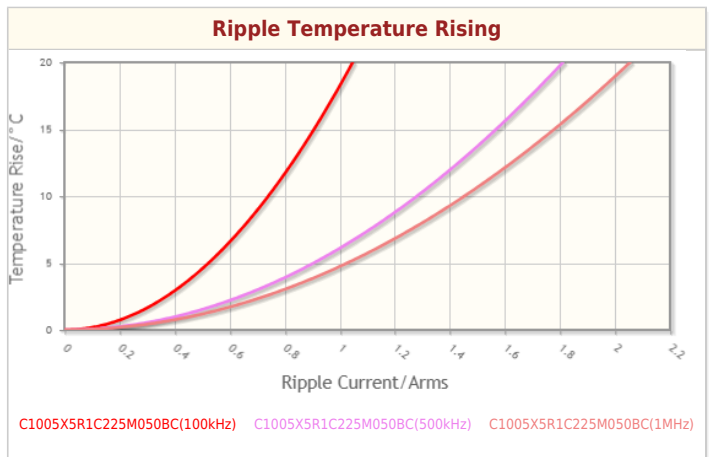
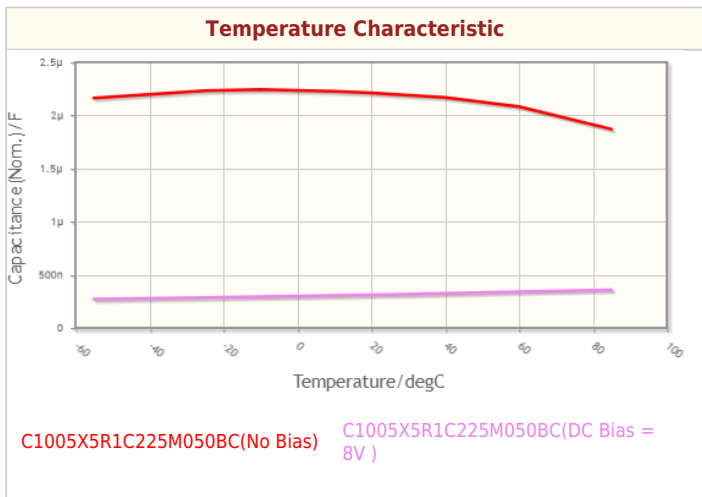
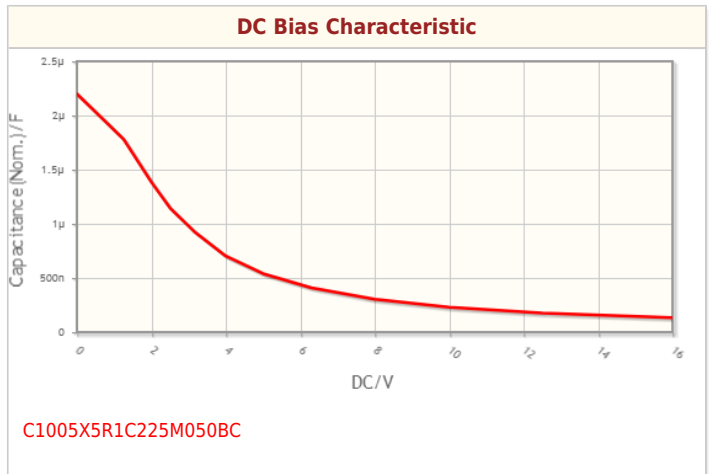
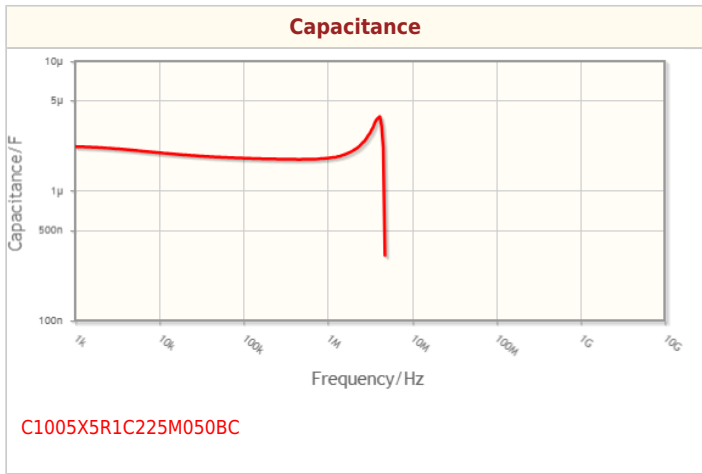
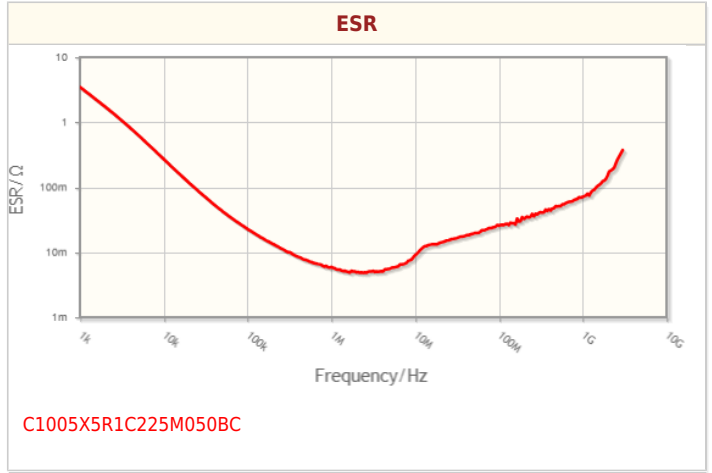
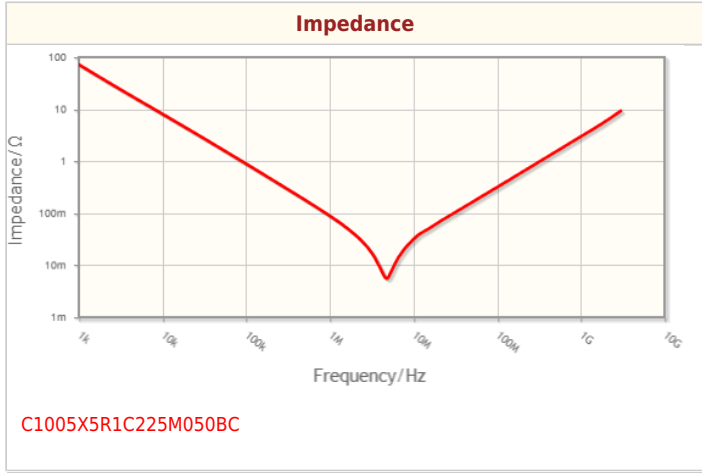
Other	
Operating Temp. Range	-55 to 85°C
Soldering Method	Reflow
AEC-Q200	NO
Packing	Punched (Paper)Taping [180mm Reel]
Package Quantity	10000pcs

! Images are for reference only and show exemplary products.
! This PDF document was created based on the data listed on the TDK Corporation website.
! All specifications are subject to change without notice.

C1005X5R1C225M050BC



Characteristic Graphs(This is reference data, and does not guarantee the products characteristics.)



C1005X5R1C225M050BC



Associated Images

