


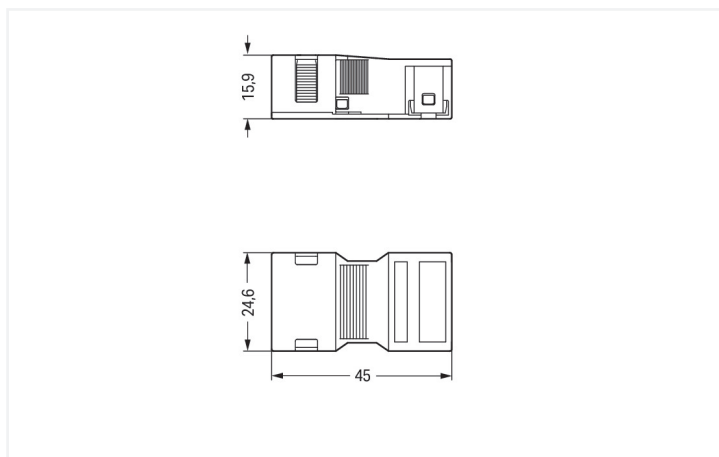

Data Sheet | Item Number: 770-512/042-000

Strain relief housing; 2-pole; with locking clip; for 1 cable; 5.0 ... 9.0 mm; 35 mm; white

<https://www.wago.com/770-512/042-000>



Color: ■ white



Dimensions in mm

Strain relief housing *WINSTA*® MIDI 2-pole

The strain relief housing from the *WINSTA*® MIDI product line is the intelligent solution for straightforward electrical installation. A comprehensive range of accessories rounds out the *WINSTA*® product line from WAGO. Our *WINSTA*® MIDI product line offers flexibility for the installation of applications. With its Push-in *CAGE CLAMP*® spring pressure connection technology, it guarantees time-saving, error-free installation and offers flexibility for meeting an enormous variety of installation requirements. A range up to 35 mm can be used for the strip length.

Push-in *CAGE CLAMP*® spring pressure connection technology – pluggable installation instead of laborious screw connections!

The *WINSTA*® Pluggable Connection System is perfectly tailored to the strict requirements of building installation. It makes electrical installation pluggable, and therefore more efficient, more reliable, and error-free. Use of this pre-assembled system decreases assembly times and installation errors at the construction site. Take advantage of the pluggable version of our maintenance-free spring pressure connection technology tool! Plan your installation with with protection against mismatching from WAGO.

- simple circuits
- rapid, structured electrical installation

Notes

General safety information

NOTICE: Observe installation and safety instructions!

1. Only to be used by a qualified electrician or by a person electrically instructed for the task (EIP per DIN VDE 0105-100).
2. Do not install while energized or under load.
3. Use only for its intended purpose.
4. Observe applicable national regulations, standards and directives.
5. Observe the technical specifications of the products.
6. Ensure correct polarity assignment.
7. Do not use damaged or contaminated components.
8. Observe conductor types, conductor cross-sections, strip lengths and cable diameters.
9. Insert conductors up to the stop.
10. Use only with locking lever and strain relief.
11. Use original accessories only.

To be sold only with installation instructions!

Connection Data

Connection 1

Pole number	2
Connectable sheathed cable diameter	5 ... 9 mm
Strip length (outer insulation)	35 mm

Physical data

Pin spacing	10 mm / 0.394 inches
Width	24.6 mm / 0.969 inches
Height	15.9 mm / 0.626 inches
Depth	45 mm / 1.772 inches

Material data

Note (material data)	Information on material specifications can be found here
Color	white
Insulation material (main housing)	Polyamide (PA66)
Flammability class per UL94	V0
Fire load	0.174 MJ
Weight	6.5 g

Environmental requirements

Processing temperature	-5 ... +40 °C
Continuous operating temperature	-35 ... +85 °C
Note on continuous operating temperature	Insulating parts for temperatures ≤ 105 °C

Commercial data

PU (SPU)	50 pcs
Packaging type	Box
Country of origin	DE
GTIN	4050821137580
Customs tariff number	85389099990

Product Classification

UNSPSC	39121702
eCl@ss 10.0	27-44-06-92
eCl@ss 9.0	27-44-06-92
ETIM 9.0	EC002863
ETIM 10.0	EC002863
ECCN	NO US CLASSIFICATION

Environmental Product Compliance

RoHS Compliance Status	Compliant, No Exemption
------------------------	-------------------------

Approvals / Certificates

Approvals for marine applications



Approval	Standard	Certificate Name
LR Lloyds Register	IEC 61984	LR22429487TA

Downloads

Environmental Product Compliance

Compliance Search	
Environmental Product Compliance 770-512/042-000	↓

Documentation

Bid Text			
770-512/042-000	19.02.2019	xml 2.74 KB	↓
770-512/042-000	12.03.2015	doc 23.50 KB	↓

CAD/CAE-Data

CAD data	
2D/3D Models 770-512/042-000	↓

CAE data	
WSCAD Universe 770-512/042-000	↓
ZUKEN Portal 770-512/042-000	↓

1 Compatible Products

1.1 Optional Accessories

1.1.1 Marking

1.1.1.1 Marking strip



Item No.: 210-333

Marking strips; as a DIN A4 sheet; Strip width 6 mm; Strip length 182 mm; plain; Self-adhesive; white