

# M23-07S1N8A8002 - Cable connector



1629231  
<https://www.phoenixcontact.com/us/products/1629231>

Please be informed that the data shown in this PDF document is generated from our online catalog. Please find the complete data in the user documentation. Our general terms of use for downloads are valid.



M23, Cable connector, series: M23 PRO, straight, shielded: yes, Screw locking mechanism, No. of pos.: 7, Direction of rotation: Standard, contact connection type: Socket, Crimp connection, cable diameter range: 4 mm ... 8.5 mm, coding: N, Item is lead-free in accordance with RoHS II without Exemption 6c (Pb < 0.1 %)

## Your advantages

- Solutions with cross-manufacturer compatibility for standard and fast locking systems
- Reliable under the harshest conditions: cable connectors with vibration brake
- Modern, consistent design for highly convenient operation
- Easy, cost-effective cable assembly: uniform shielding of M17 to M40

## Commercial data

Item number	1629231
Packing unit	1 pc
Minimum order quantity	1 pc
Note	Made to order (non-returnable)
Sales key	AB30
Product key	ABRABA
GTIN	4055626618647
Weight per piece (including packing)	107 g
Weight per piece (excluding packing)	101.68 g
Customs tariff number	85366990
Country of origin	DE

# M23-07S1N8A8002 - Cable connector



1629231

<https://www.phoenixcontact.com/us/products/1629231>

## Technical data

### Notes

Order information:	Order 7 x Ø 2 mm crimp contacts separately
Safety note	
Safety note	<p>WARNING: The connectors may not be plugged in or disconnected under load. Ignoring the warning or improper use may damage persons and/or property.</p> <ul style="list-style-type: none"><li>• WARNING: Commission properly functioning products only. The products must be regularly inspected for damage. Decommission defective products immediately. Replace damaged products. Repairs are not possible.</li><li>• WARNING: Only electrically qualified personnel may install and operate the product. They must observe the following safety notes. The qualified personnel must be familiar with the basics of electrical engineering. They must be able to recognize and prevent danger. The relevant symbol on the packaging indicates that only personnel familiar with electrical engineering are allowed to install and operate the product.</li><li>• The products are suitable for applications in plant, controller, and electrical device engineering.</li><li>• When operating the connectors in outdoor applications, they must be separately protected against environmental influences.</li><li>• Assembled products may not be manipulated or improperly opened.</li><li>• Only use mating connectors that are specified in the technical data of the standards listed (e.g. the ones listed in the product accessories online at <a href="https://www.phoenixcontact.com/products">phoenixcontact.com/products</a>).</li><li>• When using the product in direct connection with third-party manufacturers, the user is responsible.</li><li>• For operating voltages &gt; 50 V AC, conductive connector housings must be grounded</li><li>• Ensure that the protective or functional ground has been properly connected.</li><li>• VDE 0100/1.97 § 411.1.3.2 and DIN EN 60 204/11.98 § 14.1.3 are applicable when combining several circuits in a cable and/or connector</li><li>• Only use tools recommended by Phoenix Contact</li><li>• The installation notes/Design In documents online on the download page at <a href="https://www.phoenixcontact.com/products">phoenixcontact.com/products</a> must be observed for this product.</li><li>• Operate the connector only when it is fully plugged in and interlocked.</li><li>• Ensure that when laying the cable, the tensile load on the connectors does not exceed the upper limit specified in the standards.</li><li>• Observe the minimum bending radius of the cable. Lay the cable without twisting it.</li><li>• The connector warms up in normal operation. Depending on the ambient conditions, the surface of the connector can continue to warm up. In this case, the user is responsible for posting</li></ul>

# M23-07S1N8A8002 - Cable connector



1629231

<https://www.phoenixcontact.com/us/products/1629231>

warnings (e.g. DIN EN ISO 13732-1:2008-12).

## Product properties

Product type	Circular connector (cable-side)
--------------	---------------------------------

## Connector

### Connection 1

Head design	Socket
-------------	--------

### Insulating body

Note	Order information: Order 7 x Ø 2 mm crimp contacts separately
Coding	N
Insertion/withdrawal cycles	100
Connection method	Crimp connection
Contact switching type	Socket
Application	Signal
Number of positions	7
Direction of rotation	Standard
Connection profile	7
Number Contact (Signal contacts)	7
Diameter Contact (Signal contacts)	2 mm
Litz wire cross-section min. Contact (Signal contacts)	0.5 mm <sup>2</sup>
Litz wire cross-section max. Contact (Signal contacts)	2.5 mm <sup>2</sup>
Nominal current per signal contact	20 A (for max. connection cross section)
Rated voltage Contact (Signal contacts)	300 V
Rated surge voltage	2.5 kV
Overvoltage category	II
Degree of pollution	3
Installation height	2000 m

### Housing

Type	Cable connector housing
Thread type	M23
Design	straight
Type of locking	Screw locking mechanism
Pg screw connection	none
Housing material	GD-Zn
Degree of protection (plugged in)	IP66/IP68 (2 m / 24 h) IP69K

### Seal

External cable diameter	4 mm ... 8.5 mm
Seal material	FKM

## Environmental and real-life conditions

### Ambient conditions

# M23-07S1N8A8002 - Cable connector



1629231

<https://www.phoenixcontact.com/us/products/1629231>

Ambient temperature (operation)	-40 °C ... 105 °C (see to derating)
Permissible humidity (storage/transport)	50 % ... 65 %
Permanent temperature	125 °C (DIN EN 60512-9-2 / 1000 h)

# M23-07S1N8A8002 - Cable connector

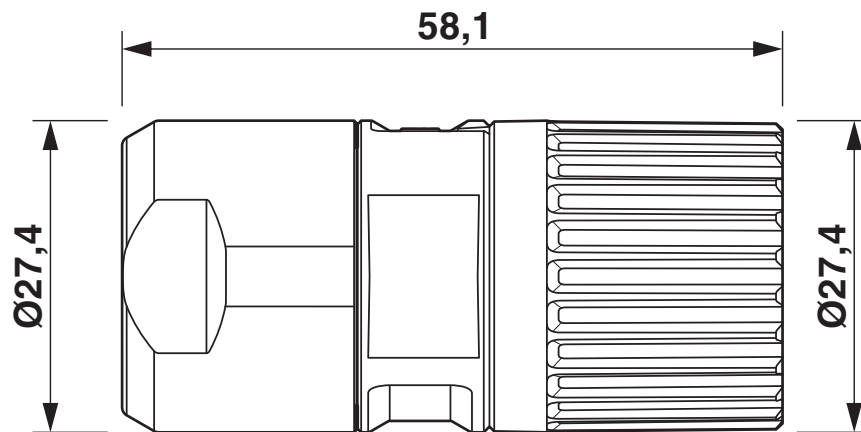


1629231

<https://www.phoenixcontact.com/us/products/1629231>

## Drawings

Dimensional drawing



Dimensional drawing, housing

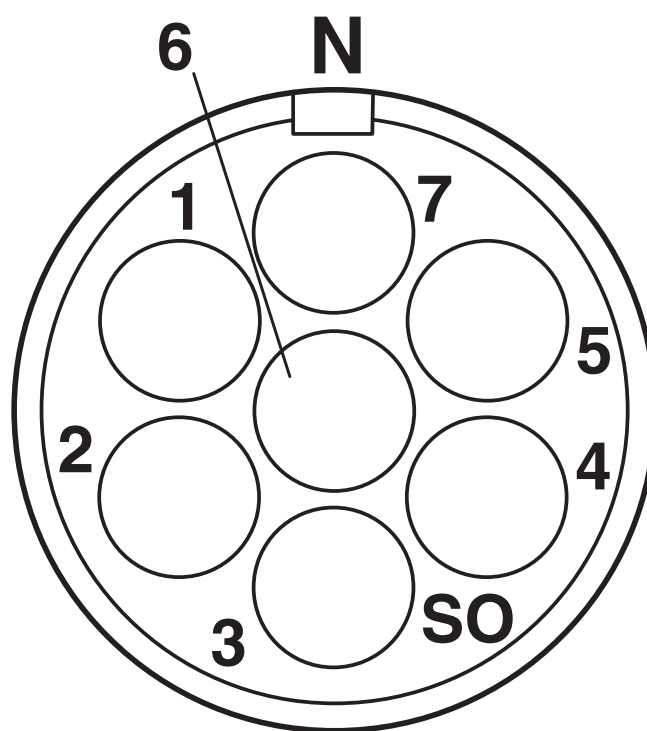
# M23-07S1N8A8002 - Cable connector

1629231

<https://www.phoenixcontact.com/us/products/1629231>



Schematic diagram



Connector pin assignment

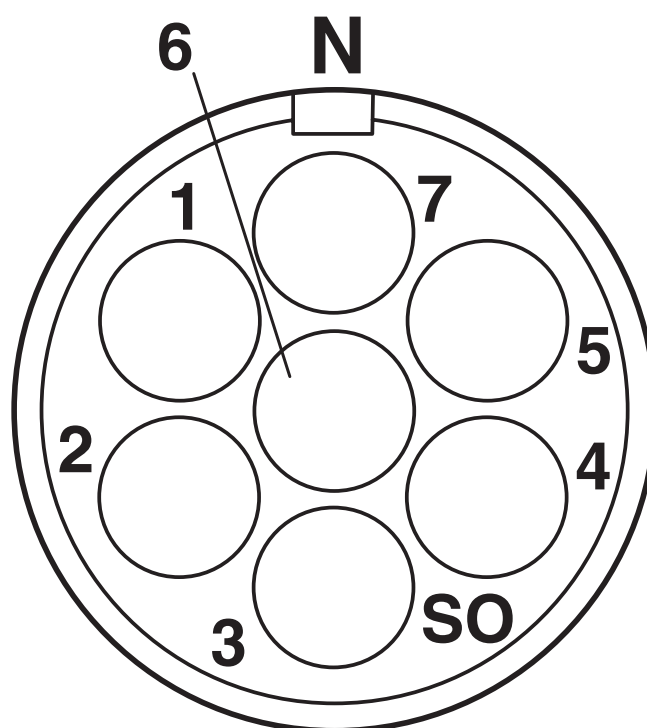
# M23-07S1N8A8002 - Cable connector

1629231

<https://www.phoenixcontact.com/us/products/1629231>



Schematic diagram

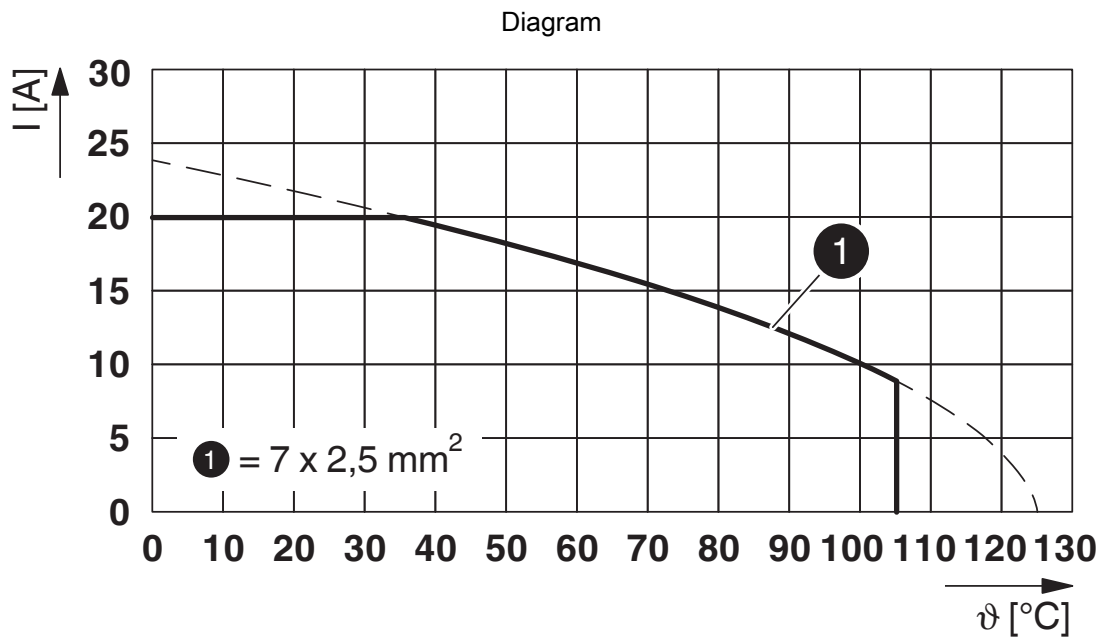


Connector pin assignment

# M23-07S1N8A8002 - Cable connector

1629231

<https://www.phoenixcontact.com/us/products/1629231>



$I$  = current strength,  $\vartheta$  = ambient temperature, 7x 20 A



# M23-07S1N8A8002 - Cable connector



1629231

<https://www.phoenixcontact.com/us/products/1629231>

## Approvals

To download certificates, visit the product detail page: <https://www.phoenixcontact.com/us/products/1629231>



**cUL Recognized**

Approval ID: E335019-20141210



**UL Recognized**

Approval ID: E335019-20141210

# M23-07S1N8A8002 - Cable connector



1629231

<https://www.phoenixcontact.com/us/products/1629231>

## Classifications

### ECLASS

ECLASS-13.0	27440116
ECLASS-15.0	27440116

### ETIM

ETIM 9.0	EC002635
----------	----------

### UNSPSC

UNSPSC 21.0	39121400
-------------	----------

# M23-07S1N8A8002 - Cable connector



1629231

<https://www.phoenixcontact.com/us/products/1629231>

## Environmental product compliance

### EU RoHS

Fulfills EU RoHS substance requirements	Yes, No exemptions
-----------------------------------------	--------------------

### China RoHS

Environment friendly use period (EFUP)	EFUP-E
	No hazardous substances above the limits

### EU REACH SVHC

REACH candidate substance (CAS No.)	No substance above 0.1 wt%
-------------------------------------	----------------------------

Phoenix Contact 2025 © - all rights reserved  
<https://www.phoenixcontact.com>

Phoenix Contact USA  
586 Fulling Mill Road  
Middletown, PA 17057, United States  
(+717) 944-1300  
[info@phoenixcon.com](mailto:info@phoenixcon.com)