THIS DRAWING IS UNPUBLISHED. RELEASED FOR PUBLICATION -,- .
© COPYRIGHT - By - ALL RIGHTS RESERVED.

LOC	DIST
GP	00

REVISIONS

P	LTR	DESCRIPTION	DATE	DWN	APVD
	U2	REVISED PER ECO-12-011709	26JUN2012	RW	SY

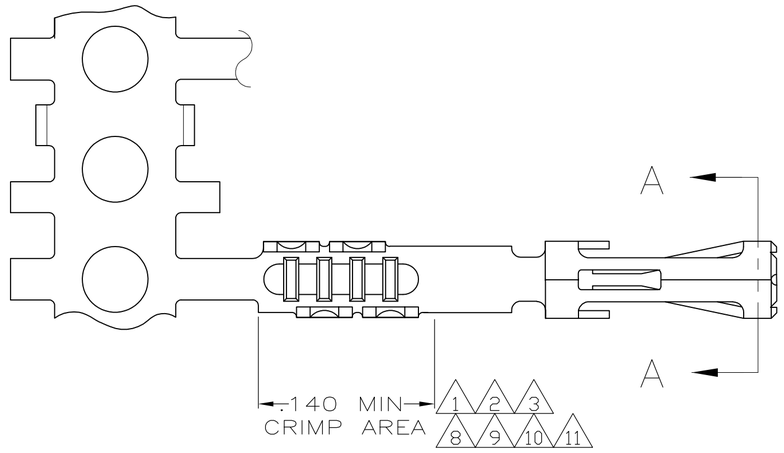

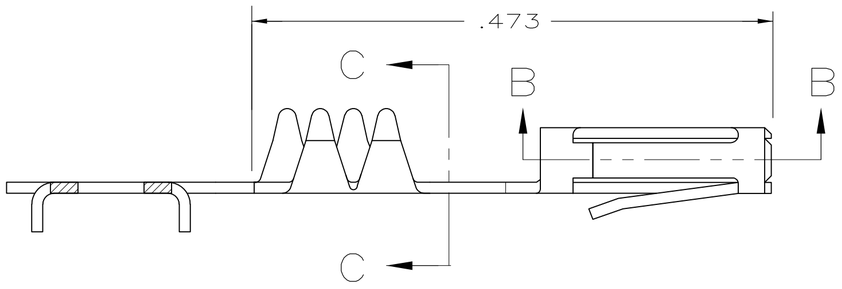

SEE NOTES ON SHEET 2

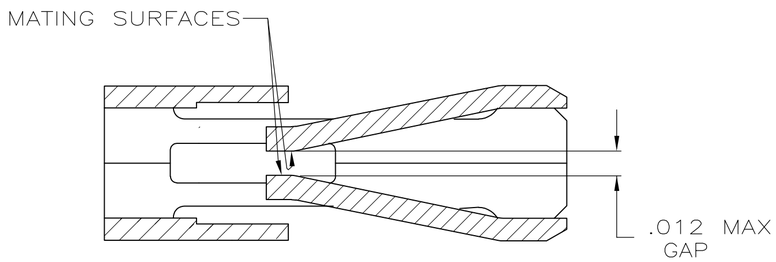

SECTION B-B
SCALE 20:1

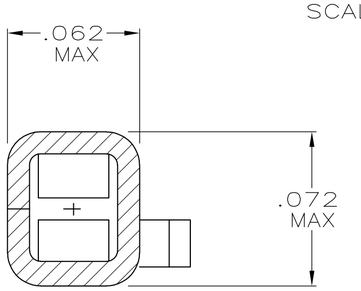

SECTION A-A
SCALE 20:1

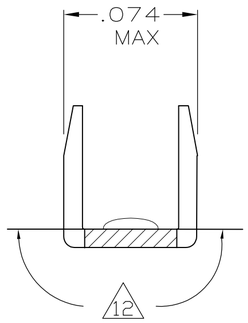

SECTION C-C
SCALE 20:1

11 12	2-487406-6
10 12	2-487406-4
9 12	2-487406-3
8 12	2-487406-2
7	1-487406-0
6	487406-9
4	487406-4
3	487406-3
2	487406-2
1	487406-1
FINISH	PART NUMBER

SUPSD BY 487406-2

THIS DRAWING IS A CONTROLLED DOCUMENT.

DIMENSIONS: INCHES

TOLERANCES UNLESS OTHERWISE SPECIFIED:
0 PLC ± -
1 PLC ± -
2 PLC ± -
3 PLC ± .005
4 PLC ± -
ANGLES ± -

MATERIAL: PHOSPHOR BRONZE
FINISH: SEE TABLE

DWN D.DOLLYHIGH 11-10-84
CHK J.COMPTON 11-10-84
APVD - -
PRODUCT SPEC 108-9024
APPLICATION SPEC 114-16015
WEIGHT -

TE Connectivity

NAME: RECEPTACLE CONTACT, STANDARD PRESSURE -

SIZE	CAGE CODE	DRAWING NO	RESTRICTED TO
A2	00779	C-487406	-

CUSTOMER DRAWING | SCALE 10:1 | SHEET 1 OF 2 | REV U2

487406

Downloaded from Arrow.com.

THIS DRAWING IS UNPUBLISHED. RELEASED FOR PUBLICATION -,- .
© COPYRIGHT - By - ALL RIGHTS RESERVED.

LOC	DIST
GP	00

REVISIONS

P	LTR	DESCRIPTION	DATE	DWN	APVD
	–	SEE SHEET 1	–	—	—

△1 PREPLATED WITH NICKEL UNDERPLATE .000050 THK ON ENTIRE CONTACT WITH GOLD .000015 THK ON MATING AREA AND PLATED WITH BRIGHT TIN–LEAD .000100 THK IN CRIMP AREA,
–OR–
NICKEL .000050 MIN THK UNDERPLATE ON ENTIRE CONTACT, GOLD FLASH OVER PALLADIUM–NICKEL, .000015 MIN TOTAL THK ON MATING SURFACES AND BRIGHT TIN/LEAD .000100 MIN THK IN CRIMP AREA.

△2 PREPLATED WITH NICKEL UNDERPLATE .000050 THK ON ENTIRE CONTACT WITH GOLD .000030 THK ON MATING AREA AND PLATED WITH BRIGHT TIN–LEAD .000100 THK IN CRIMP AREA,
–OR–
NICKEL .000050 MIN THK UNDERPLATE ON ENTIRE CONTACT, GOLD FLASH OVER PALLADIUM–NICKEL, .000030 MIN TOTAL THK ON MATING AREA AND BRIGHT TIN/LEAD .000100 MIN THK ON CRIMP AREA.

△3 PREPLATED WITH NICKEL UNDERPLATE .000050 THK ON ENTIRE CONTACT WITH GOLD .000050 THK ON MATING AREA AND PLATED WITH BRIGHT TIN–LEAD .000100 THK IN CRIMP AREA,
–OR–
NICKEL .000050 MIN THK UNDERPLATE ON ENTIRE CONTACT, GOLD FLASH OVER PALLADIUM–NICKEL, .000050 MIN TOTAL THK ON MATING AREA AND BRIGHT TIN/LEAD .000100 MIN THK ON CRIMP AREA.

△4 .000100 BRIGHT TIN–LEAD OVER .000050 PRE–PLATED NICKEL UNDERPLATE ON ENTIRE CONTACT.

5. MATING POST LENGTH ACCEPTED:
SINGLE ROW HOUSINGS .220–.323
DOUBLE ROW HOUSINGS .235–.323

△6 PREPLATED WITH NICKEL UNDERPLATE .000050 THK ON ENTIRE CONTACT WITH GOLD .000050 THK ON MATING AREA AND GOLD FLASH OVER ENTIRE CONTACT,
–OR–
NICKEL .000050 MIN THK UNDERPLATE ON ENTIRE CONTACT, GOLD FLASH OVER PALLADIUM–NICKEL, .000050 MIN TOTAL THK ON MATING AREA AND GOLD FLASH OVER ENTIRE CONTACT.

△7 PREPLATED WITH NICKEL UNDERPLATE .000050 THK ON ENTIRE CONTACT WITH GOLD .000030 THK ON MATING AREA AND PLATED WITH GOLD .000030 THK ON ENTIRE CONTACT EXCEPT .000003 MIN THK PERMISSIBLE ON INTERIOR OF CONTACT BOX EXCLUSIVE OF MATING AREA.

△8 PREPLATED WITH NICKEL UNDERPLATE .000050 MIN THK ON ENTIRE CONTACT WITH GOLD .000015 MIN THK ON MATING AREA AND PLATED WITH GOLD FLASH IN CRIMP AREA,
–OR–
NICKEL .000050 MIN THK UNDERPLATE ON ENTIRE CONTACT, GOLD FLASH OVER PALLADIUM–NICKEL, .000015 MIN TOTAL THK ON MATING AREA AND GOLD FLASH IN CRIMP AREA.

△9 PREPLATED WITH NICKEL UNDERPLATE .000050 MIN THK ON ENTIRE CONTACT WITH GOLD .000030 MIN THK ON MATING AREA AND PLATED WITH GOLD FLASH IN CRIMP AREA,
–OR–
NICKEL .000050 MIN THK UNDERPLATE ON ENTIRE CONTACT, GOLD FLASH OVER PALLADIUM–NICKEL, .000030 MIN TOTAL THK ON MATING AREA AND GOLD FLASH IN CRIMP AREA.

△10 PRE–PLATED WITH NICKEL UNDERPLATE .000050 THICK ON ENTIRE CONTACT WITH GOLD FLASH IN CRIMP AREA AND .000100 MIN TIN ON MATING AREA.

△11 PRE–PLATED WITH NICKEL UNDERPLATE .000050 THICK ON ENTIRE CONTACT WITH GOLD .000050 THICK ON MATING AREA AND PLATED WITH GOLD FLASH IN CRIMP AREA,
–OR–
NICKEL .000050 MIN THK UNDERPLATE ON ENTIRE CONTACT, GOLD FLASH OVER PALLADIUM–NICKEL, .000050 MIN TOTAL THK ON MATING AREA AND GOLD FLASH IN CRIMP AREA.

△12 GOLD PLATING MAY OR MAY NOT BE PRESENT ON THE BOTTOM OF THE CRIMP BARREL IN THIS AREA.

THIS DRAWING IS A CONTROLLED DOCUMENT.

DIMENSIONS: INCHES

TOLERANCES UNLESS OTHERWISE SPECIFIED:
0 PLC ± –
1 PLC ± –
2 PLC ± –
3 PLC ± .005
4 PLC ± –
ANGLES ± –

MATERIAL: PHOSPHOR BRONZE
FINISH: SEE TABLE

DWN D.DOLLYHIGH 11–10–84
CHK J.COMPTON 11–10–84
APVD – –
PRODUCT SPEC 108–9024
APPLICATION SPEC 114–16015
WEIGHT –

TE Connectivity

NAME
RECEPTACLE CONTACT,
STANDARD PRESSURE
–

SIZE	CAGE CODE	DRAWING NO	RESTRICTED TO
A2	00779	C-487406	—

CUSTOMER DRAWING | SCALE 10:1 | SHEET 2 OF 2 | REV U2

487406

Downloaded from Arrow.com.