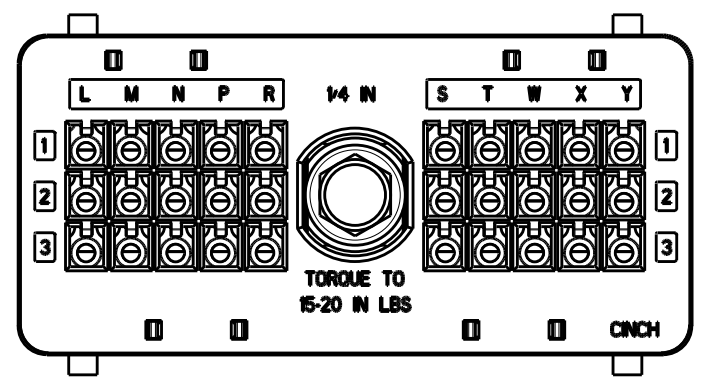
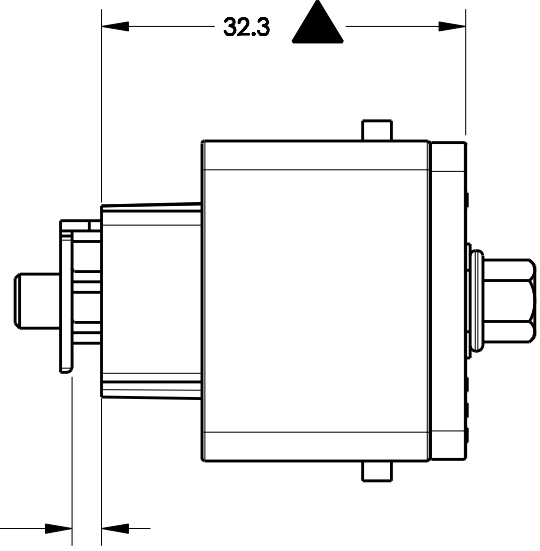
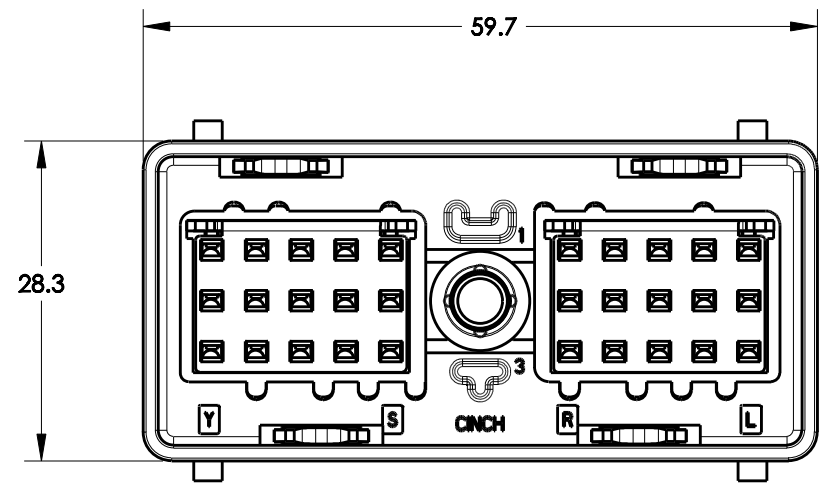


DRAWING REVISIONS (RELEASE DATE ON FILE)			
REV	DOCUMENT	APP	APPROVAL DATE
D	PER CO # 851	V.R.	02/09/10



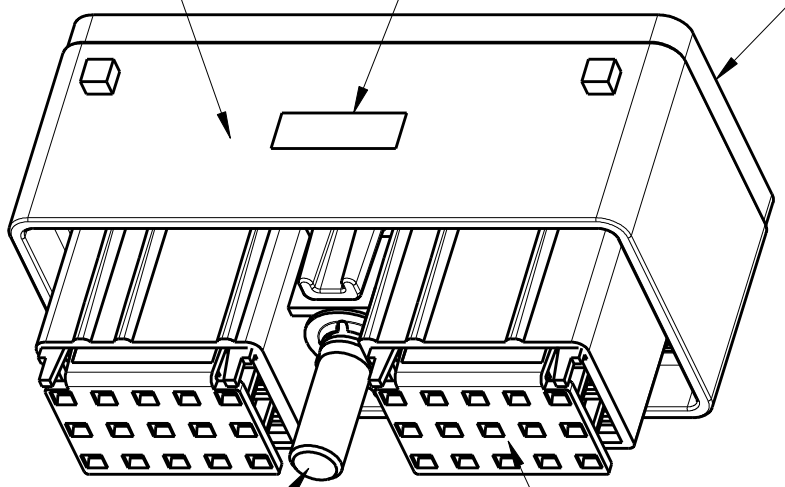
REAR VIEW

2.6REF
SECONDARY LOCK SHIPPED
IN PRE-STAGED POSITION

INSULATOR COLOR: WHITE
(POLYIMIDE BASED
ALLOY GLASS-FILLED)

DATE CODE

BACK PLATE
COLOR: NATURAL (WHITE)
(GLASS-FILLED POLYESTER)



SECONDARY LOCK
COLOR: WHITE
(GLASS-FILLED POLYESTER)

JACKSCREW, STEEL
10-24 UNC THREAD
(YELLOW TRIVALENT CHROMATE)

NOTES:

1. ALL DIMENSIONS ARE IN MILLIMETERS. DIMENSIONS IN [] ARE IN INCHES.
2. FOR WIRE SIZE APPLICATION, CONSULT FACTORY.
3. FEMALE TERMINAL ORDERED SEPARATELY: 425 00 00 873/872.
4. MATES WITH CINCH HEADER CONNECTOR (CONSULT FACTORY).
5. SEAL PLUG ORDERED SEPARATELY: 581 00 00 011.
6. TOLERANCES UNLESS OTHERWISE SPECIFIED:
.X ±0.5
.XX ±0.25
7. SEALING RANGE FOR WIRE INSULATION DIA.:
MAX 2.64MM (.104"), MIN 1.96MM (.077")
8. A TRIANGLE "▲" INDICATES CRITICAL FUNCTION DIMENSION.}
9. IF TIE-WRAP DRESSING CONDUCTORS, CINCH RECOMMENDS A SPACING OF NO LESS THAN 2 INCHES BEHIND THE BACK PLATE.

UNITS METRIC		DESIGN ENGINEER J. DRYE	DATE 08/20/02	CINCH 1700 FINLEY RD. LOMBARD, IL 60148 MODELED BY: J. DRYE	
DO NOT SCALE DRAWING		APPROVALS ON FILE		TITLE CONNECTOR ASSEMBLY SOCKET 30 POSITION	
UNLESS OTHERWISE SPECIFIED: ALL DIMENSIONS ARE IN mm FILLET/RADII 0.50 MAX. TOLERANCES X ± 0.3 XX ± 0.13 XXX ± 0.025 ANGULAR ± 0.5°		MATERIAL SEE VIEW		CONTROL SPEC NUMBER POLAR E	
CONFIDENTIAL THIS DOCUMENT IS THE PROPERTY OF CINCH. NEITHER THIS DOCUMENT NOR ANY OF THE INFORMATION CONTAINED IN IT MAY BE DUPLICATED OR DISCLOSED WITHOUT PRIOR WRITTEN CONSENT OF CINCH. ©COPYRIGHT 2010 CINCH		MATERIAL SPEC NUMBER -		PROJECT NUMBER A14454	
CAGE IDENT NO. 71785		DRAWING NUMBER 5810130031S		SCALE 3:2	
SIZE B		SHEET 1 OF 1			