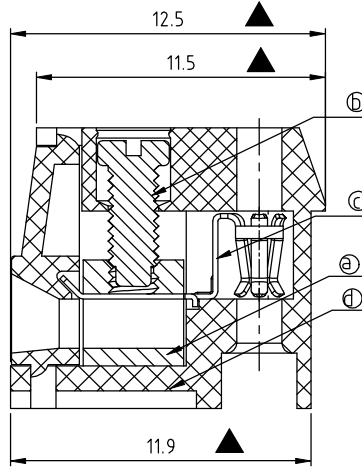
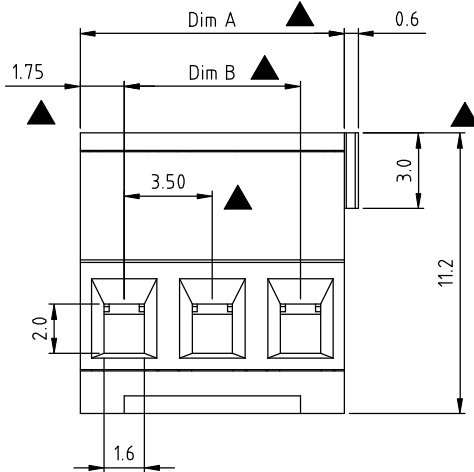
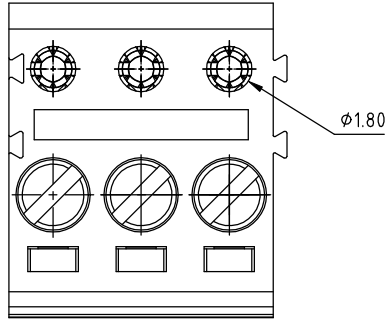


RoHS Compliant



N=Number of contacts

Dim A=NX3.5

Dim B=(N-1)X3.5

	Dim A	Dim B
2P-6p	±0.15	±0.15
7P-12p	±0.20	±0.20
13P-18p	±0.25	±0.25
19P-24p	±0.30	±0.30

SIGN	DATE	DESCRIPTION	APPROVER
△	6/24'06	Voltage rating is changed from 250V to 300V	Marvin
△	6/24'06	Current rating is changed from 6A to 10A	Marvin
△	6/24'06	Withstanding Voltage is changed from 1.5KV to 1.6KV	Marvin
THIS IS CAD DRAWING, DO NOT REVISE MANUALLY!!!			

Material

- Item a Clamp: Brass(CuZn) Ni plated
- Item b Terminal screw: Steel Zinc plating "-" slot type
- Item c Female contact: PhBz, Tin plated.
- Item d Terminal (housing): Thermoplastic (UL94V-0)

Electrical cULus

- △ ● Voltage rating: 300VAC
- △ ● Current rating: 10A
- Wire range:
 - Solid wire(AWG): 16-28
 - Stranded wire(AWG): 16-28
- Torque(Lb-In): 1.7
- Screw: M2
- Wire strip length: 5-6mm
- △ ● Withstanding Voltage: 1.6KV
- Operating temperature: -40°C to +115°C
- Safety approval: cULus
- Critical dimension: ▲


TT xx 21x 0 xxxx G

02	2 CONTACTS	0	Black (RAL9005)	RoHS compliant (lead<4%) In copper Alloy 0000 Standard @ Logo 000A Standard ANY Logo Any special item by customer request, please contact sales department.
03	3 CONTACTS	2	Red (RAL3001/D)	
...	...	3	Orange(RAL2011/P)	
24	24 CONTACTS	4	Yellow(RAL1018/A)	
		5	Green(RAL6018/T)	
		6	Blue (RAL5015/A)	
		8	Grey(RAL7035/D)	
		9	White(RAL1102)	
		C	Green(RAL6018/U)	

Amphenol
ANYTEK

CUSTOMER COPY

ALL RIGHTS RESERVED. REPRODUCTION OR ISSUE TO THIRD PARTIES IN ANY FORM WHATSOEVER IS NOT PERMITTED WITHOUT WRITTEN AUTHORITY FROM THE PROPRIETOR. PROPERTY OF ANYTEK TECHNOLOGY CO., LTD

TITLE	TT-3.5mm Series (6-fingers contacts)						
PART NO.	TTxx21x0xxxxG			DWG NO.	8TT0201		
APPROVED	CHECKED	DESIGNED	DRAWN	CUST NO.			Tolerance
		Guoxue 2019.11.12	Guoxue 2019.11.12		UNIT: mm	X. ±0.50	
					SCALE: NONE	X.X ±0.30	
					REV.: D	X.XX ±0.10	
					SHEET: 01/01	X* ±1°	