



Digi ConnectCore MP157 Development Kit

Complete development platform for intelligent, connected and secure embedded industrial products with a broad suite of tools and turnkey Linux software support

The **Digi ConnectCore® MP157 Development Kit** features a tightly integrated, secure and industrial-specified connected system-on-module (SOM) solution in a small and reliable form factor.

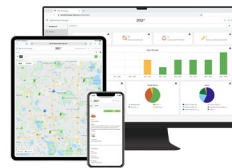
The Digi ConnectCore MP157 Development Kit is the world's first connected development kit with remote capabilities. Built on the STM32MP15 microprocessor, the module is the intelligent communication engine for today's secure connected devices.

The integrated 3D graphics processing unit (GPU) and display interface options make it the ideal platform for advanced human machine interface (HMI) development. It also seamlessly integrates Gigabit Ethernet and pre-certified dual-band Wi-Fi 5 (802.11a/b/g/n/ac) with Bluetooth® 5.2 connectivity.

Digi ConnectCore MP157 is designed for industrial and medical use with high levels of security, reliability, performance and 10+ year longevity. The Digi SMTplus® surface mount form factor provides simplified design integration, flexibility and efficiency. **Digi ConnectCore SOM solutions** provide built-in security with **Digi TrustFence®**, a fully integrated device-security framework simplifying the process of securing connected devices.

Digi Embedded Yocto, Digi's feature-rich Linux distribution, with many extensions for embedded product design, provides a fully tested, validated and maintained turnkey Linux software platform. **Digi ConnectCore Cloud Services**, **Digi ConnectCore Security Services** and **Expert Support** provide additional capabilities for development, deployment and maintenance.

With over twenty years of embedded SOM experience enabling millions of globally connected products, Digi is a trusted embedded and IoT solutions provider, simplifying the way customers design, build and deploy connected applications. **Digi Wireless Design Services (WDS)** offer additional cellular integration support, certification assistance, and custom design and build services to get your products to market smarter and faster.



Connect this device with **Digi ConnectCore Cloud Services**. Create. Configure. Deploy. Manage.

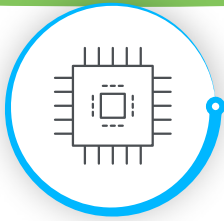
The kit includes:

- ✓ Digi ConnectCore MP157 development board with SOM
- ✓ Digi ConnectCore Cloud Services Premium 1-year license
- ✓ Console port cable
- ✓ Dual-band wireless antenna
- ✓ Power supply and accessories
- ✓ Reference designs and online documentation

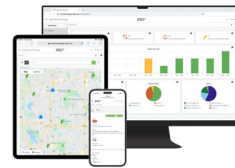
PART NUMBER	DESCRIPTION
CC-WMP157-KIT	Digi ConnectCore MP157 Development Kit

Key features, benefits and applications

- Industrial-grade, scalable, embedded SOM platform
- Pre-certified dual-band Wi-Fi 5 (802.11ac) and Bluetooth 5.2
- 3D GPU, rich display and camera capabilities
- Power management with hardware and software support
- Digi SMTplus form factor (29 x 29 mm) for ultimate reliability
- High level of pin-compatibility with **ConnectCore 6UL SOMs**
- Built-in **Digi TrustFence** device security, identity and privacy
- Seamless cellular modem and **Digi XBee®** integration
- Remote monitoring, device management and IoT application enablement with **Digi ConnectCore Cloud Services**
- **Digi Embedded Yocto** Linux support
- Turnkey development services available from **Digi WDS**



DIGI CONNECTCORE MP157 DEVELOPMENT KIT Specifications



Connect this device with
Digi ConnectCore Cloud Services.
Create. Configure. Deploy. Manage.

SPECIFICATIONS	DIGI CONNECTCORE MP157 SOM
FEATURES	
APPLICATION PROCESSOR	STMicroelectronics STM32MP157C, Arm dual Cortex-A7 at 650 MHz Cortex-M4 at 209 MHz with FPU/MPU, 3D GPU, secure boot, crypto engine
MEMORY	Up to 1 GB SLC NAND flash, up to 1 GB DDR3L
PMIC	STMicroelectronics Power Management IC — STPMIC1
VIDEO / GRAPHICS	3D GPU (Vivante® — OpenGL® ES 2.0) running at up to 533 MHz, with performance up to 26 Mtriangle/s, 133 Mpixel/s Parallel LCD-TFT controller, up to 24-bit digital RGB888, up to WXGA (1366 × 768) at 60 fps or up to Full HD (1920 × 1080) at 30 fps MIPI® DSI 2 data lanes up to 1 Gbps each, up to WXGA at 60 fps (63 M pixels/s) or up to Full HD (1920 × 1080) at 30 fps
CAMERA	8- to 14-bit camera
SECURITY	Secure boot, TrustZone® peripherals, 3x tamper pins including 1x active tamper, 2x TRNG (6 triple oscillators), 2x CRC calculation units 2x cryptographic processors, hardware acceleration with DMA support Encryption/decryption: DES/TDES: ECB (electronic codebook) and CBC (cipher block chaining) 64-, 128- or 192-bit key AES: ECB, CBC, GCM, CCM, and CTR (counter mode) chaining algorithms, 128-, 192- or 256-bit key Universal HASH: SHA-1, SHA-224 and SHA-256 (secure HASH algorithms), MD5, HMAC; Cortex-M4 resources isolation Digi TrustFence embedded security framework
PERIPHERALS / INTERFACES	6x I2C, 4x UART + 4x USART, 6x SPI (3 with full duplex I2S) 4x SAI (stereo audio: I2S, PDM, SPDIF Tx), SPDIF Rx (4 inputs) HDMI-CEC 3x SDMMC up to 8-bit (SD / eMMC™ / SDIO) 2x CAN FD (including 1 TTCAN) 2x USB 2.0 high-speed host + 1x USB 2.0 full-speed OTG Up to 176 I/O ports with interrupt capability 2x ADCs (up to 16-bit) 1x temperature sensor 2x 12-bit D/A converters (1 MHz) 1x Digital Filter for Sigma Delta Modulator (DFSDM) with 8 channels/6 filters, internal or external ADC/DAC reference VREF+ 2x 32-bit timers with up to 4 IC/OC/PWM or pulse counter and quadrature (incremental) encoder input 2x 16-bit advanced motor control timers 10x 16-bit general-purpose timers (including 2 basic timers without PWM) 5x 16-bit low-power timers Secure RTC 2x 4 Cortex-A7 system timers (secure, nonsecure, virtual, hypervisor) 1x SysTick M4 timer 3x watchdogs (2x independent and window)
ETHERNET	10/100 M or Gigabit Ethernet GMAC IEEE 1588v2, MII/RMII/GMII/RGMII
WIRELESS	Wi-Fi 5 dual-band 802.11a/b/g/n/ac 1x1 radio (up to 433.3 Mbps) with strong WPA3-Enterprise authentication/encryption -40 °C to 85 °C (-40 °F to 185 °F) full temperature range; Bluetooth 5 (Basic Rate, Enhanced Data Rate and Bluetooth Low Energy)
OPERATING TEMPERATURE	Industrial: -40 °C to 85 °C (-40 °F to 185 °F); depending on use case and enclosure/system design
STORAGE TEMPERATURE	-50 °C to 125 °C (-58 °F to 257 °F)
RELATIVE HUMIDITY	5% to 90% (non-condensing)
RADIO APPROVALS*	US, Canada, EU, Japan, Australia/New Zealand, Brazil, Mexico
EMISSIONS / IMMUNITY / SAFETY*	FCC Part 15 Class B, EN 55022 Class B, EN 61000-3-2, EN 61000-3-3, ICES- 003 Class B, VCCI Class II, AS 3548 FCC Part 15 Subpart C Section 15.247, IC (Industry Canada), RSS-210 Issue 5 Section 6.2.2(o), EN 300 328, EN 301 489-17, EN 55024 EN 301 489-3, Safety (IEC 62368-1); visit www.digi.com/resources/certifications for latest updates
DESIGN VERIFICATION*	Temperature: IEC 60068-2-1, IEC 60068-2-2, IEC 60068-2-78; vibration/shock: IEC 60068-2-6, IEC 60068-2-64, IEC 60068-2-27, HALT
MOUNTING / PIN COUNT	Common Digi SMTplus surface mount footprint using 76-pad edge castellated pads (1.27 mm pitch) or 245-pad LGA (1.27 mm pitch) option
MECHANICAL DIMENSIONS	29 mm x 29 mm x 3 mm (1.14 in x 1.14 in x 0.12 in)
PRODUCT WARRANTY	3-year

*Visit digi.com/resources/certifications for latest updates.



DIGI CONNECTCORE MP157 DEVELOPMENT KIT

Part Numbers

PART NUMBERS

DIGI CONNECTCORE MP1 DEVELOPMENT KITS

DIGI CONNECTCORE MP157 DEVELOPMENT KIT

CC-WMP157-KIT

Digi ConnectCore MP157 Development Kit with development board and Digi ConnectCore MP157 dual 512 MB/512 MB wireless SOM including Digi ConnectCore Cloud Services Premium 1-year license

PART NUMBERS

DIGI CONNECTCORE MP157 SYSTEM-ON-MODULES

DIGI CONNECTCORE MP157 — SECURE WIRELESS MODULE

CC-WST-DW69-NM

Digi ConnectCore MP157 dual 650 MHz, M4, GPU, 512 MB DDR3L, 512 MB SLC NAND flash, secure boot, -40 to 85 °C (-40 to 185 °F), Wi-Fi 5, Bluetooth 5.2

CC-WST-DW7A-NM

Digi ConnectCore MP157 dual 650 MHz, M4, GPU, 1 GB DDR3L, 1 GB SLC NAND flash, secure boot, -40 to 85 °C (-40 to 185 °F), Wi-Fi 5, Bluetooth 5.2

DIGI CONNECTCORE MP157 — SECURE ETHERNET MODULE

CC-ST-DW69-ZM

Digi ConnectCore MP157 dual 650 MHz, M4, GPU, 512 MB DDR3L, 512 MB SLC NAND flash, secure boot, -40 to 85 °C (-40 to 185 °F)

CC-ST-DW7A-ZM

Digi ConnectCore MP157 dual 650 MHz, M4, GPU, 1 GB DDR3L, 1 GB SLC NAND flash, secure boot, -40 to 85 °C (-40 to 185 °F)

PART NUMBERS

DIGI CONNECTCORE MP1 ACCESSORIES

ACCESSORIES

CC-ACC-LCDH-10

LCD application kit, including 10 in WXGA (high resolution) LCD panel



DIGI CONNECTCORE MP157 DEVELOPMENT KIT

Part Numbers, Services and Support

PART NUMBERS	DIGI CONNECTCORE CLOUD SERVICES
CC-CS-ESS-1-1YR	Digi ConnectCore Cloud Services — Essential 1-year (1 device)
CC-CS-ESS-100-1YR	Digi ConnectCore Cloud Services — Essential 1-year (100 devices)
CC-CS-ESS-100-3YR	Digi ConnectCore Cloud Services — Essential 3-year (100 devices)
CC-CS-ESS-100-5YR	Digi ConnectCore Cloud Services — Essential 5-year (100 devices)
CC-CS-PRM-1-1YR	Digi ConnectCore Cloud Services — Premium 1-year (1 device)
CC-CS-PRM-100-1YR	Digi ConnectCore Cloud Services — Premium 1-year (100 devices)
CC-CS-PRM-100-3YR	Digi ConnectCore Cloud Services — Premium 3-year (100 devices)
CC-CS-PRM-100-5YR	Digi ConnectCore Cloud Services — Premium 5-year (100 devices)

PART NUMBERS	DIGI CONNECTCORE SECURITY SERVICES
CC-SEC-ESS	Digi ConnectCore Security Services — Essential 1-year
CC-SEC-PRM	Digi ConnectCore Security Services — Premium 1-year
CC-SEC-ENT	Digi ConnectCore Security Services — Enterprise 1-year
CC-SEC-ENT-ADD	Digi ConnectCore Security Services — Additional product (same duration as main contract)

PART NUMBERS	EXPERT SUPPORT
DG-EXPE-24-15HRS	Expert support agreement — 1-year



For more information, please visit digi.com.



For more information about Digi ConnectCore MP157 Development Kit, visit digi.com/ccmp1.

877-912-3444 | 952-912-3444

