This document is the property of Amphenol Corporation and is delivered on the express condition that it is not to be disclosed, reproduced or used, in whole or in part, for manufacture or sale by anyone other than Amphenol Corporation without its prior concert, & that no right is granted to disclose or to use any information in this document.

REVISIONS				
SYM	ECN	DESCRIPTION	DATE	APPROVED
1		Release drawing	1/10/12	

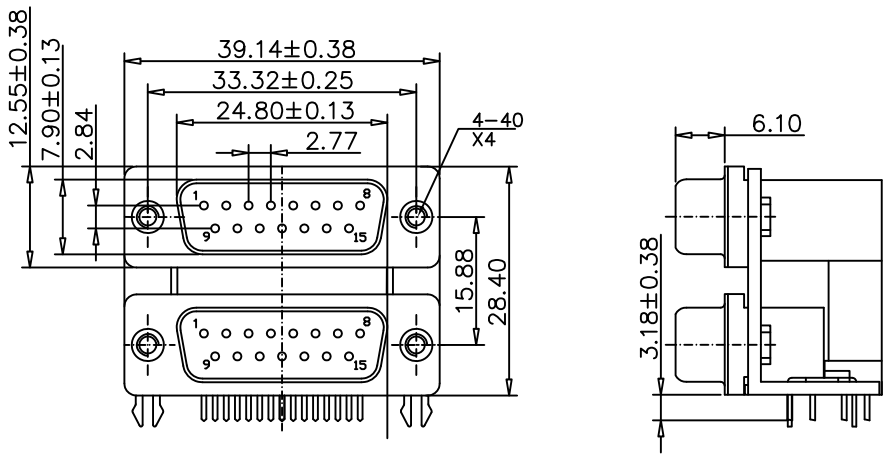

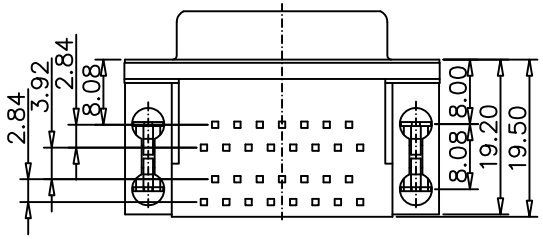

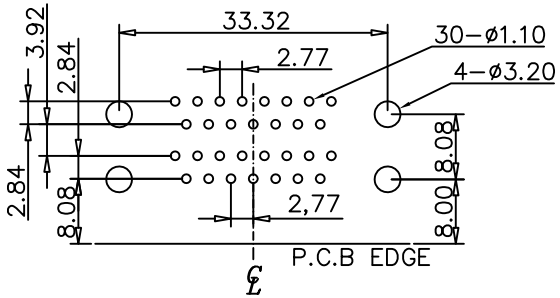

RECOMMENDED P.C.B LAYOUT

(Tolerance +/−0.3)

Customer drawing

D-SUB TECHNICAL DATA

SHELL :	Steel, 100u" min tin over 50u" min nickel.
BODY :	Glass filled thermoplastic, Flame retardant to UL94 V-0 Color Black
CONTACTS :	Brass Flash gold over 50u" min nickel on mating area. 100u" min tin over 50u" min nickel on solder area
BOARDLOCK :	Copper alloy. 100u" min tin over 50u" min nickel
REAR INSERT :	Brass. 50u" min nickel plated
ELECTRICAL :	Voltage rating :250 V Rms to 60 Hz Current rating :3A Withstanding Voltage >1000 V Rms to 50 Hz for one minute Insulation resistance >5000 M Ohms Contact resistance 20 mOhms max.
CLIMATIC :	Temperature range −55 °C up to 125°C
MARKING :	Amphenol-...(Series No.) Commercial reference Manufacturing date

PRODUCT CODE

L 17H 1 4 4 0 1 3 0

- L: RoHS Compliance
- Spacing Between Ports: 1: F=15.88mm G=28.42mm
- Top connector type 4 = 15pos. female
- Bottom connector type 4 = 15pos. female
- Flange Mounting Option: 0=4-40UNC Rear Insert
- Boardlock mounting options: 3= Quad arrowhead boardlock
- Front shell finish: 1 = tinned over nickel
- Contact finish 0 = gold flash plating

UNLESS OTHERWISE SPECIFIED TOLERANCES	U.S.	METRIC
.X +/-		0.50
.XX +/-		0.30
.XXX +/-		0.20
FRACTIONS +/-		
ANGLES +/-		2°

FOR MATERIALS AND FINISHES SEE NOTES

REMOVE SHARP EDGES

DIMENSIONS U.S. INCHES / METRIC MM

	APPROVAL	DATE
DRAWN	KE.GUO	1/10/12
CHECKED	Tony	1/10/12
CHECKED		

DRAWING FILE :

ANGLE OF PROJECTION

Amphenol

TITLE: Dual port connector, 17H series

SIZE	DRAWING NO.	REV.
A4	C L17H1440130	1

SCALE NONE SHEET 1 OF 1

Downloaded from Arrow.com.