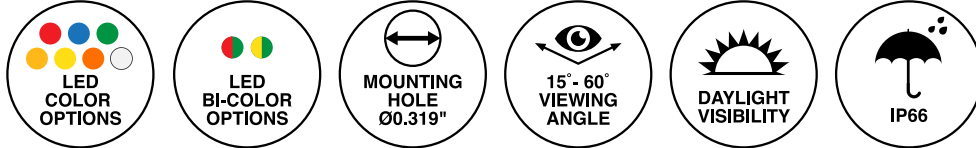


CC Series

Ø .319 (8.10mm) LED Indicator, IP66 sealed and Vandal Resistant



LED Indicator with high degree of protection, prominent bezel style for increased visibility



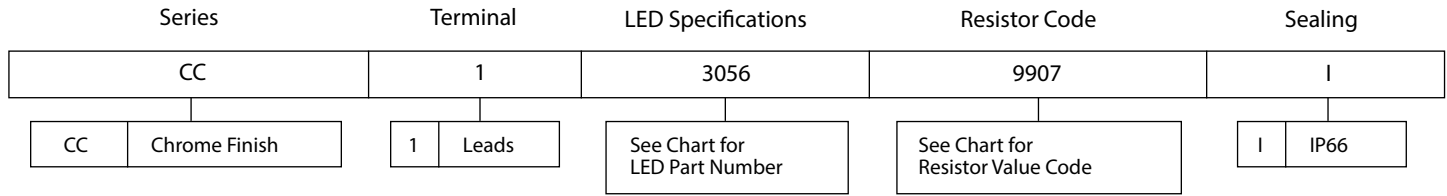
Applications

- Main Power Indication
- Machine Tools
- Civil Engineering Vehicles
- Maritime, Oil and Gas Industry
- Automation and Control
- Status indication
- Professional Electrical Appliance
- Instrumentation
- Aircraft/Military Instrumentation

Key Features

- For panel hole diameter: 0.319 (8.1mm) ~ 0.327 (8.3mm)
- Prominent bezel style LED indicator for increased visibility (5mm LED T-1 3/4)
- LED Indicator with high degree of protection, shock and vibration proof
- Maximum panel thickness: .200 (5.08mm) standard and .140 (3.56mm) with gasket
- Available in chrome plated brass housing
- Available with ultra bright daylight viewing LEDs.
- Designed for the extreme, harsh and outdoor environment
- Sealed against moisture and dust (IP66)
- Optional resistor for 5V-28VDC and 120VAC
- Offered with 6 24 AWG wire leads
- Available in seven single illumination colors: red, green, yellow, blue, white, orange, amber
- Available in bi-color: red/green and yellow/green
- Viewing angle: 15°-60° (depending on model) Resistor C
- Mounting hardware provided: lock washer, hex nut and gasket
- Thread size: M8*0.75mm
- Mounting torque: 0.362lbs/ft (5kg/cm) or 0.217lbs/ft (3kg/cm) with washer
- Resistant to vandal, shock and vibration
- Life Expectancy: 50,000 hours average
- For custom cable length, voltage, connectors, finish or colors, contact VCC
- RoHS and REACH Compliant

Ordering Data



Example:
CC-1-3056-9907-I
 CC Chrome Finish, Wire Leads, Ultra Bright Red LED 5 Volt, IP66

LED Specification Chart

Electrical and Optical Characteristics (TA = 25°C)

LED Part Numbers	Color	Luminous Intensity (mcd) Typ. @ IF (mA)	VF Typ. @ IF (mA)	Viewing Angle (2θ ^{1/2})	Peak Wavelength (nm)
------------------	-------	---	-------------------	------------------------------------	----------------------

ULTRA BRIGHT - DAYLIGHT READABLE

3056	Red	400.0	20	1.9	20	30°	660
3055	Yellow	400.0	20	2.0	20	30°	590
3054	Green	300.0	20	3.2	20	30°	520
3060	Orange	600.0	20	2.1	20	30°	610

SUPER ULTRA BRIGHT

3036	Red	2800.0	20	1.85	20	20°	660
3046	Red	900.0	20	1.9	20	30°	626
3047	Green	13990	20	3.3	20	20°	515
3048	Amber	1300.0	20	2.02	20	30°	592

BI-COLOR (3 LEADED - COMMON CATHODE)

0909	Red	697.0	20	1.95	20	60°	650
	Green	198.0	20	2.1	20		574
0910	Yellow	198.0	20	2.0	20	60°	590
	Green	168.0	20	2.1	20		574

BLUE

3057	Blue	640.0	20	3.3	20	20°	468
------	------	-------	----	-----	----	-----	-----

WHITE

3061	White	27000.0	20	3.2	20	15°	N/A
------	-------	---------	----	-----	----	-----	-----

Resistor Chart

Operating Specification

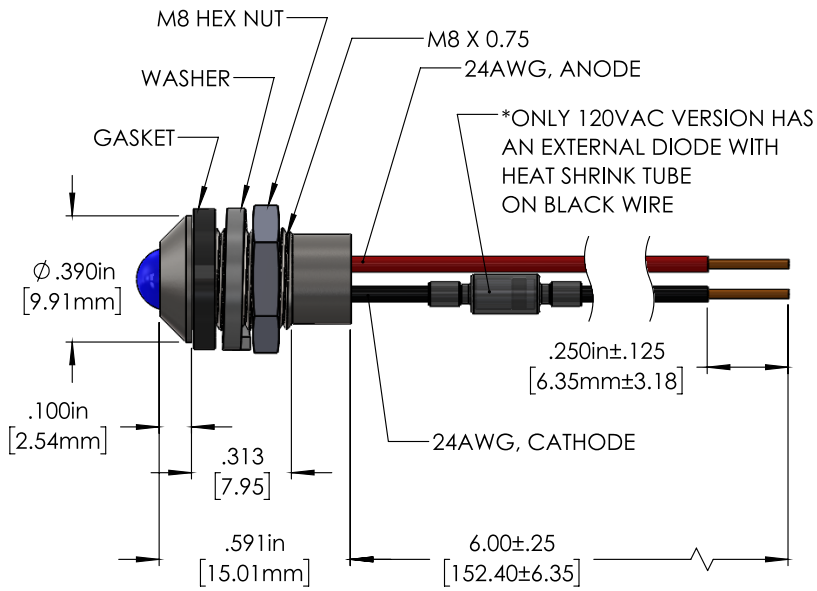
Resistor Value Code	Voltage	Current (mA)	Resistor Value (Ohms) Green, Yellow Red, Bicolor LED	Resistor Value (Ohms) Blue, White LED
---------------------	---------	--------------	--	---------------------------------------

0000	2	20	None	Not Available
9907	5	20	150	
9922	5	20		65
9908	12	20	511	
9909	12	20		357
9910	24	20	1100	
9911	24	20		953
9912	48	9	4870	
9913	48	9		4530
9914	60	7	8250	
9915	60	7		7500
9920	120VAC	3.5	34000	Contact VCC

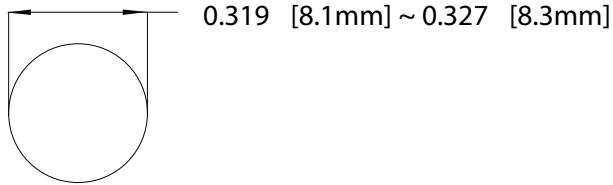
Note: Bi-Color not available in AC voltages

Product Dimensions

CC Series Wire Leads



Recommended Mounting Hole



Notes:

1. All dimensions are in inches [millimeters]
2. Tolerance is $\pm[0.25] 0.01$ unless otherwise noted.
3. The specifications, characteristics and technical data described in the datasheet are subject to change without prior notice.

Product Specifications

Materials	
Housing	Chrome plated brass housing
Wire Leads	24 awg, 6 length, red anode, black cathode
Washer	Brass Alloy 1/2 Hard
Gasket (for W and I option)	70 Buna
Hex Nut	Brass Alloy 360 - 1/2 Hard

Electrical Specifications	
Operating Voltage	Refer to table
Operating Current	Refer to table

Installation Specifications	
Mounting Hole	0.319 (8.1mm) ~ 0.327 (8.3mm)
Panel Thickness (max.)	.200 (5.08mm) Standard .140 (3.56mm) with Gasket
Wire Leads	24AWG UL1061 6.0" (152.4mm) red (anode) and black (cathode), leads stripped .250" (6.35mm)
Wire Leads AC Version	Black (hot) White (neutral) with external diode on black wire
Mounting Torque	0.362lbs/ft (5kg/cm) 0.217lbs/ft (3kg/cm) with washer

Temperature Specifications	
Operating Temperature	Red, Green and Yellow -40°C to +85°C Blue and White -40°C to +80°C
Storage Temperature	Red, Green and Yellow -40°C to +85°C Blue and White -40°C to +100°C

Custom Connector

VCC can add crimped connections to your panel mount indicators (PMIs) and combine two final steps into one seamless transaction. We offer a range of connector options, including:



2 Position Connector

Wire-to-Wire Crimp Housing

Crimp Housing Connector

Micro-Fit Connector - Dual Row

Micro Rectangular Power Connector

Compliances and Approvals

