


Surface Mount Thermistors

NSRB Series

End-Banded NTC Thermistor

REACH RoHS



Description

The NSRB series surface-mount, end-banded chip thermistors are designed for use on hybrid substrates, integrated circuits, and printed circuit boards. They have a solder-coated metallization that is suitable for various contact techniques including wire bond, epoxy, or solder. Since these thermistors are manufactured using the most advanced equipment and technology available, their dimensional parameters are extremely uniform making the devices especially suitable for use with automatic handling and placement equipment. The NSRB series offers a highly reliable structure and exceptional accuracy. Options include non-standard resistance values and tolerances as well as tape and reel packaging. These thermistors are used in a variety of industrial applications.

Features

- Surface-mountable
- Wide resistance range
- Highly reliable structure
- EIA size: 0603
- Rated to 125 °C operating temperature
- Small size
- Nickel barrier
- Extremely accurate values

Benefits

- Efficient
- Cost-effective
- Small components/small footprint
- Simpler and faster operation for automated assembly
- Improves mechanical performance
- Design flexibility

Applications

- Battery packs
- Automotive electronics
- Mobile communication devices
- Consumer electronics
- Household electronics
- Medical equipment
- Industrial electronics and automation

Surface Mount Thermistors

NSRB Series

Specifications

PART NUMBER	RESISTANCE IN OHMS AT 25 °C (Ω)	RESISTANCE TOLERANCE ± % @ 25 °C	BETA K 0–50 °C	OPERATING TEMPERATURE MAX °C	TEMPERATURE COEFFICIENT @ 25 °C	RESISTANCE-TEMPERATURE CURVE
NSRB103F3J2FET001	10000	1	3320	125	-3.82% / °C	E1
NSRB103F3J2FET002	10000	1	3320	125	—	E1
NSRB103J3V2HET001	10000	5	3892	125	-4.4% / °C	J
NSRB103M3T1NET001	10000	Nom	3892	125	-4.4% / °C	J

Certification & Compliance

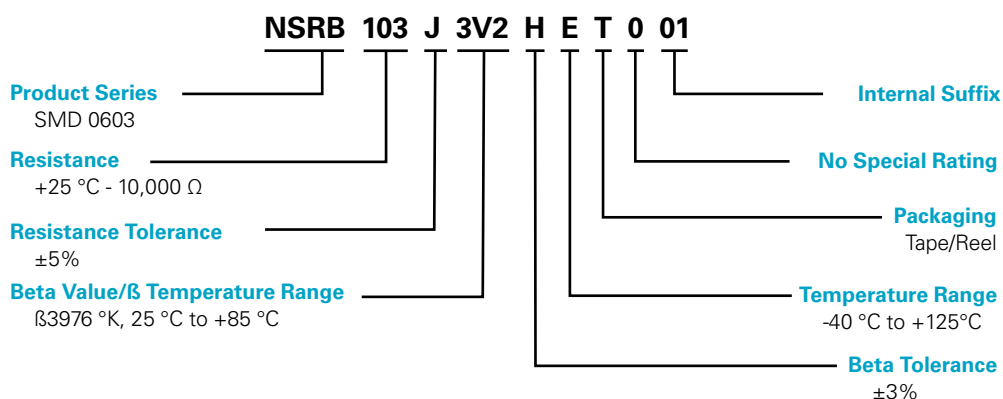
REACH

Reach Regulation (EC) No. 1907/2006

RoHS

RoHS 2 Directive 2011/65/EU; Directive (EU) 2015/863

Part Numbering System



Ordering Information

CATALOG NUMBER	PACKAGING	QUANTITY
NSRB103F3J2FET001	Tape/Reel	4000 pcs
NSRB103F3J2FET002	Tape/Reel	4000 pcs
NSRB103J3V2HET001	Tape/Reel	4000 pcs
NSRB103M3T1NET001	Tape/Reel	4000 pcs

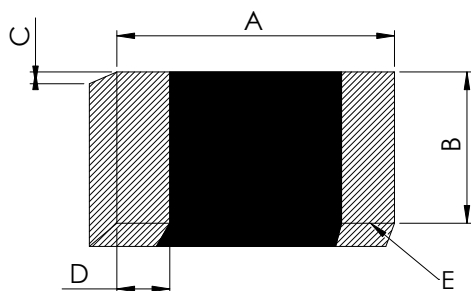
Electrical Specifications

RESISTANCE (25 °C) Ω	RESISTANCE TOLERANCE, ±%	TEMP. COEFFICIENT (%/°C)	BETA (K)	TEMP RATING (°C)	POWER RATING (V)
100 to 100000	1 to 10	3.31 to 4.4	2000 ~ 5000	-50 ~ +150	40 ~ 400

Surface Mount Thermistors

NSRB Series

Dimensions Inches (mm)



A	B	C	D	E
$0.063" \pm 0.007"$ (1.6002 \pm 0.1778 mm)	$0.0315" \pm 0.007"$ (0.8001 to 0.1778 mm)	0.0394" Max (1.0007 mm Max)	$0.0157" \pm 0.010"(2X)$ (0.3987 0.254 mm (2X))	Solder Plated Terminations

Disclaimer Notice – Information furnished is believed to be accurate and reliable. However, users should independently evaluate the suitability of and test each product selected for their own applications. Littelfuse products are not designed for, and may not be used in, all applications. Read complete Disclaimer Notice at www.littelfuse.com/product-disclaimer.