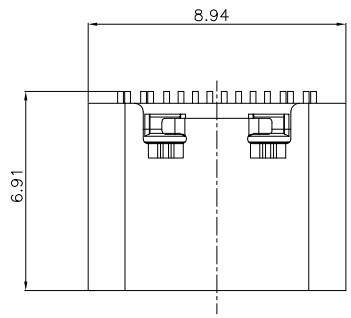

View C

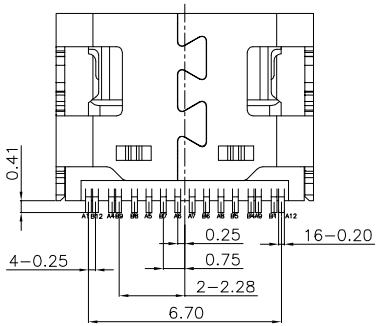

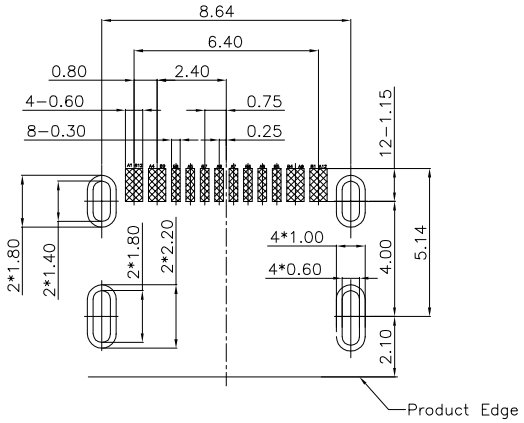

Recommended P.C.B Layout
Tolerance Unspecified ±0.05mm

NOTES:

1.ELECTRICAL:
1.1 Current Rating: 5.0A Max
1.2 Voltage : 100V AC
1.3 Contact Rsistance: 40 Milliohms Max
1.4 Insulation Resistance: 100 Megohms Min

2.MECHANICAL:
2.1 Insertion Force: 5~20 N
2.2 Unmating Force: 8~20 N
2.3 Durability:10000 Cycles

3.ENVIRONMENTAL:
3.1 Temperature Range: -30°C To +85°C

4.Comply with USB 2.0 performance,and
the data transmission speed is 480Mbit/s
5.Packing: Tape & Reel
Order Code: A-USBC-20F0-EA-xSR11
G: Full Gold Flash
P: Full 15" Gold
H: Full 30u" Gold

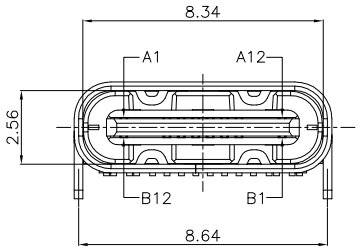

Direction C

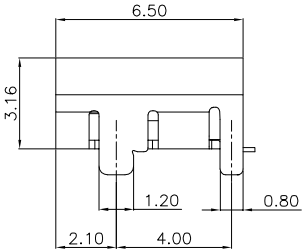

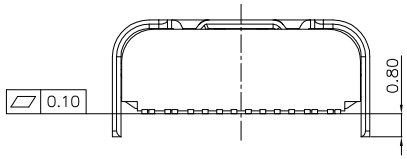

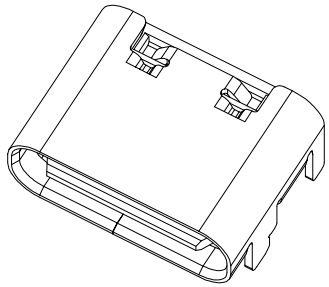

A1	GND	B12	GND
A4	VBUS	B9	VBUS
A5	CC1	B8	SBU2
A6	DP1	B7	DN2
A7	DN1	B6	DP2
A8	SBU1	B5	CC2
A9	VBUS	B4	VBUS
A12	GND	B1	GND
PIN	SIGNAL NAME	PIN	SIGNAL NAME

	NO.	DESCRIPTION	MATERIAL	REMARKS	QTY
	6	SHELL	SUS 201 T=0.30MM	NI 30u" Plated	1PCS
	5	SHIELDING PLATE	SUS 301 T=0.15MM	---	1PCS
①	4	MD	LCP E6808	UL94V-0 BLACK	1PCS
	3	CONTACT	C2680-EH T=0.15MM	Au /NI30u" Plated	1SET
	2	CONTACT	C2680-EH T=0.15MM	Au /NI30u" Plated	1SET
①	1	HOUSING	LCP E6808	UL94V-0 BLACK	1PCS

RoHS compliant
unit:mm

Scale	Free
TOLERANCE	
.X	±0.38
.XX	±0.25
.XXX	±0.15
DIM	TOL
X.°	±2°
Angle	TOL

Id.	modification	Date	Name
①	Add flame retardant grade	04.02.2022	Peter
⓪	Drawn	02.24.2022	Peter

	Date	Name
Drawn	02.24.2022	Peter
Approved	04.02.2022	Peter

Description: USB Type C
SMT/ 16Pin / 90° Angled

ASSMANN WSW-NO.
A-USBC-20F0-EA-xSR11

ASSMANN WSW components

Drawing-No.
ASS 9230 CO
rev01

Customer-No.

SHEET
1 / 1

SV5182

Downloaded from Arrow.com.