



CII

TE Internal #: 1-1617150-0

TO-5/.100 Grid Relays, Contact Arrangement 2 Form C, DPDT, 2 C

/O, 26.5VDC Input Voltage, 26.5VDC Coil Voltage Rating, 3200Ω

Coil Resistance

[View on TE.com >](#)

Relays & Contactors > Relays > Mil-Aero Relays > TO-5/.100 Grid Relays



Contact Arrangement: **2 Form C, DPDT, 2 C/O**

Input Voltage: **26.5 VDC**

Coil Voltage Rating: **26.5 VDC**

Coil Resistance: **3200 Ω**

Coil Power Rating DC: **199 mW**

Features

Configuration Features

Pin Configuration	.175" Diameter Mounting Pad
Coil Special Features	Coil Polarity Protection Diode, Coil Suppression Diode
Contact Arrangement	2 Form C, DPDT, 2 C/O

Electrical Characteristics

Contact Current Rating	1 A
Contact Switching Voltage (Max)	28 VDC
Input Voltage	26.5 VDC
Coil Voltage Rating	26.5 VDC
Coil Resistance	3200 Ω
Coil Power Rating DC	199 mW

Body Features

Enclosure Type	Hermetically Sealed
----------------	---------------------

Termination Features

Relay Connection Type	PCB Termination
Terminal Configuration	Solder Pins

Usage Conditions

--	--



Operating Temperature Range	-65 – 125 °C
-----------------------------	--------------

Operation/Application

Vibration Resistance	30G's, 10 – 3000Hz
Actuating System	DC
Shock Resistance	75G's, 6ms
Coil Magnetic System	Non-Polarized, Monostable

Product Compliance

For compliance documentation, visit the product page on [TE.com](https://www.te.com)>

EU RoHS Directive 2011/65/EU	Compliant
EU ELV Directive 2000/53/EC	Not Compliant
China RoHS 2 Directive MIIT Order No 32, 2016	No Restricted Materials Above Threshold
EU REACH Regulation (EC) No. 1907/2006	Current ECHA Candidate List: JAN 2024 (240) Candidate List Declared Against: JAN 2022 (223) Does not contain REACH SVHC
Halogen Content	Low Halogen - Br, Cl, F, I < 900 ppm per homogenous material. Also BFR/CFR/PVC Free
Solder Process Capability	Not lead free process capable

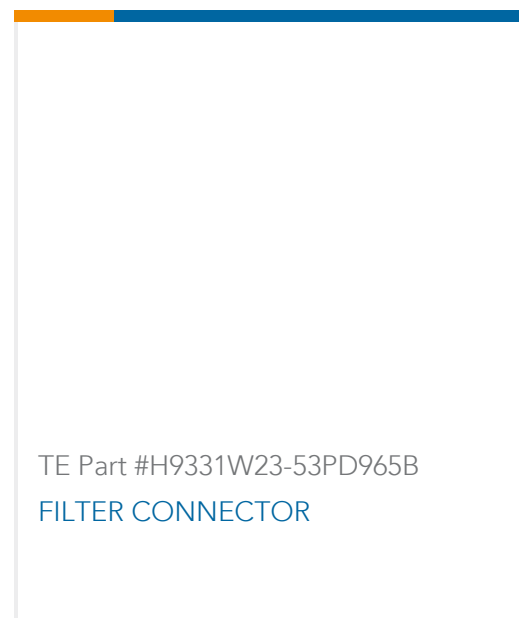
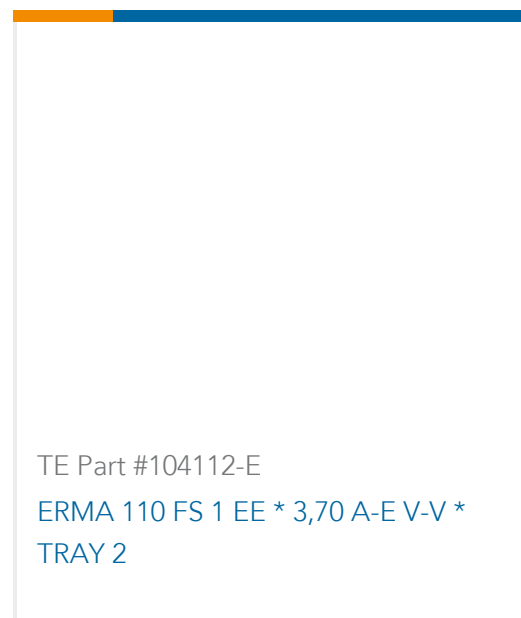
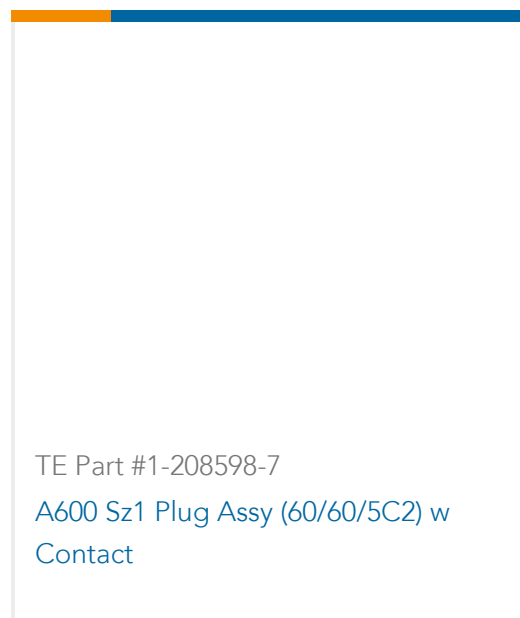
Product Compliance Disclaimer

This information is provided based on reasonable inquiry of our suppliers and represents our current actual knowledge based on the information they provided. This information is subject to change. The part numbers that TE has identified as EU RoHS compliant have a maximum concentration of 0.1% by weight in homogenous materials for lead, hexavalent chromium, mercury, PBB, PBDE, DBP, BBP, DEHP, DIBP, and 0.01% for cadmium, or qualify for an exemption to these limits as defined in the Annexes of Directive 2011/65/EU (RoHS2). Finished electrical and electronic equipment products will be CE marked as required by Directive 2011/65/EU. Components may not be CE marked. Additionally, the part numbers that TE has identified as EU ELV compliant have a maximum concentration of 0.1% by weight in homogenous materials for lead, hexavalent chromium, and mercury, and 0.01% for cadmium, or qualify for an exemption to these limits as defined in the Annexes of Directive 2000/53/EC (ELV). Regarding the REACH Regulation, the information TE provides on SVHC in articles for this part number is based on the latest European Chemicals Agency (ECHA) 'Guidance on requirements for substances in articles' posted at this URL: <https://echa.europa.eu/guidance-documents/guidance-on-reach>

Compatible Parts



Customers Also Bought



Documents

CAD Files

[3D PDF](#)

[3D](#)

Customer View Model

[ENG_CVM_CVM_1-1617150-0_A.2d_dxf.zip](#)

English

Customer View Model

[ENG_CVM_CVM_1-1617150-0_A.3d_igs.zip](#)

English

Customer View Model

[ENG_CVM_CVM_1-1617150-0_A.3d_stp.zip](#)

English

By downloading the CAD file I accept and agree to the [Terms and Conditions](#) of use.

Datasheets & Catalog Pages

[5-1773450-5_sec1_MGS](#)

English



RELAY

English