

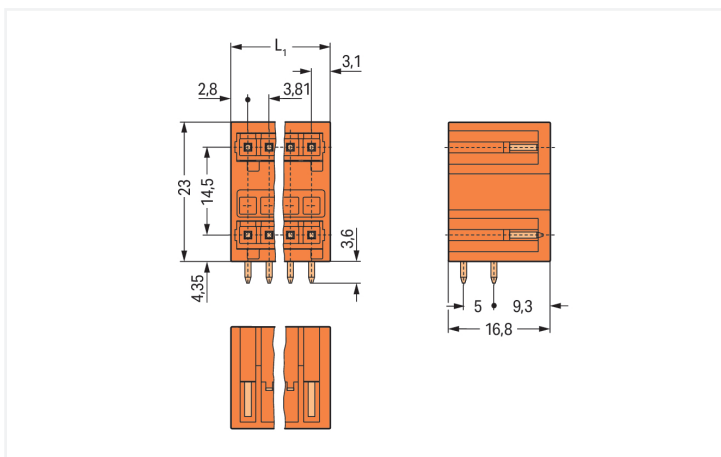
Data Sheet | Item Number: 734-439

THT double-deck male header; 1.0 x 1.0 mm solder pin; angled; 100% protected against mismatching; Pin spacing 3.81 mm; 18-pole; orange

<https://www.wago.com/734-439>



Color: ■ orange



Dimensions in mm

$L1 = (\text{pole no.} / 2 - 1) \times \text{pin spacing} + 5.9 \text{ mm}$

Male connector, 734 Series, orange

Enjoy fault-free electrical installations with this male connector (item number 734-439). The dimensions are (36.38 x 26.6 x 16.8) mm (width x height x depth).

Tin is used for coating the contact surfaces. The pcb connector is designed for THT soldering.

Notes

Safety Information

The MCS – MULTI CONNECTION SYSTEM includes connectors without breaking capacity in accordance with DIN EN 61984. When used as intended, these connectors must not be connected/disconnected when live or under load. When used as intended, these connectors must not be connected/disconnected when live or under load. The circuit design should ensure header pins, which can be touched, are not live when unmated.

Variants:

Other pole numbers

Gold-plated or partially gold-plated contact surfaces

Other versions (or variants) can be requested from WAGO Sales or configured at <https://configurator.wago.com/>.

Electrical data

Ratings per		IEC/EN 60664-1			Approvals per		UL 1059		
Overvoltage category		III	III	II	Use group	B	C	D	
Pollution degree		3	2	2	Rated voltage	300 V	-	300 V	
Nominal voltage		160 V	160 V	320 V	Rated current	10 A	-	10 A	
Rated impulse withstand voltage		2.5 kV	2.5 kV	2.5 kV					
Rated current		10 A	10 A	10 A					

Approvals per		CSA		
Use group		B	C	D
Rated voltage		300 V	-	300 V
Rated current		10 A	-	10 A

Connection Data

		Connection 1	
Total number of potentials	18	Pole number	18
Number of connection types	1		
Number of levels	2		

Physical data

Pin spacing	3.81 mm / 0.15 inches
Width	36.38 mm / 1.432 inches
Height	26.6 mm / 1.047 inches
Height from the surface	23 mm / 0.906 inches
Depth	16.8 mm / 0.661 inches
Solder pin length	3.6 mm
Solder pin dimensions	1 x 1 mm
Drilled hole diameter	1.4 (+0.1) mm

Mechanical data

Variable coding	Yes
Anti-rotation protection	Yes

Plug-in connection

Contact type (pluggable connector)	Male connector/plug
Connector (connection type)	for PCB
Mismating protection	Yes
Mating direction to the PCB	0°

PCB contact

PCB contact	THT
Solder pin arrangement	over the entire male connector (in-line)
Number of solder pins per potential	1

Material data

Note (material data)	Information on material specifications can be found here
Color	orange
Material group	I
Insulation material (main housing)	Polyamide (PA66)
Flammability class per UL94	V0
Contact material	Electrolytic copper (E _{Cu})
Contact Plating	Tin
Fire load	0.176 MJ
Weight	10.7 g

Environmental requirements

Limit temperature range	-60 ... +100 °C
Processing temperature	-35 ... +60 °C

Commercial data

Product Group	3 (Multi Conn. System)
PU (SPU)	50 pcs
Packaging type	Box
Country of origin	DE
GTIN	4044918873314
Customs tariff number	85366930000

Product Classification

UNSPSC	39121409
eCl@ss 10.0	27-44-04-02
eCl@ss 9.0	27-44-04-02
ETIM 9.0	EC002637
ETIM 10.0	EC002637
ECCN	NO US CLASSIFICATION

Environmental Product Compliance

RoHS Compliance Status Compliant, No Exemption

Approvals / Certificates

General approvals			Approvals for marine applications		
Approval	Standard	Certificate Name	Approval	Standard	Certificate Name
CB DEKRA Certification B.V.	EN 61984	NL-54190	DNV DNV GL SE	-	TAE000016Z
CSA DEKRA Certification B.V.	C22.2	1465035	LR Lloyds Register	IEC 61984	96/20035 (E5)
KEMA/KEUR DEKRA Certification B.V.	EN 61984	71-105522	PRS Polski Rejestr Statków	-	TE/1095/880590/23
UL Underwriters Laboratories Inc.	UL 1977	E 45171			

Downloads

Environmental Product Compliance

Compliance Search	
Environmental Product Compliance 734-439	↓

Documentation

Additional Information			
Technical Section	03.04.2019	pdf 2027.26 KB	↓

CAD/CAE-Data

CAD data	CAE data
2D/3D Models 734-439 ↓	EPLAN Data Portal 734-439 ↓
	ZUKEN Portal 734-439 ↓

PCB Design

Symbol and Footprint via SamacSys 734-439 ↓
Symbol and Footprint via Ultra Librarian 734-439 ↓

1 Compatible Products

1.1 System counterpart

1.1.1 Female connector/socket



Item No.: 734-209

1-conductor female connector; CAGE CLAMP®; 1.5 mm²; Pin spacing 3.81 mm; 9-pole; 100% protected against mismatching; orange

1.2 Optional Accessories

1.2.1 Coding

1.2.1.1 Coding

Item No.: 734-400

Coding key; to be snapped above bottom level; light gray

Item No.: 734-159


Coding key; to be snapped above top level; black

Item No.: 734-130


Coding key; to be snapped above top level; white

Installation Notes

Coding



Coding a THT double-deck male header – lower level.



Coding a THT double-deck male header.