


NLV32T-015J-PF



Applications	Commercial Grade
Feature	<p> No Directivity</p> <p> Wire Wound</p> <p> Ferrite Core</p>
Series Type	NLV32-PF
Status	<p> Production (Not Recommended for New Design)</p> <p>Recommended Alternate Part No. : NLV32T-015J-EF (Interchangeability is not guaranteed.)</p>
Brand	TDK



Size	
Length(L)	3.20mm ±0.20mm
Width(W)	2.50mm ±0.20mm
Thickness Height	2.20mm ±0.20mm
Recommended Land Pattern (A)	1.20mm Nom.
Recommended Land Pattern (B)	2.00mm Nom.
Recommended Land Pattern (C)	2.00mm Nom.

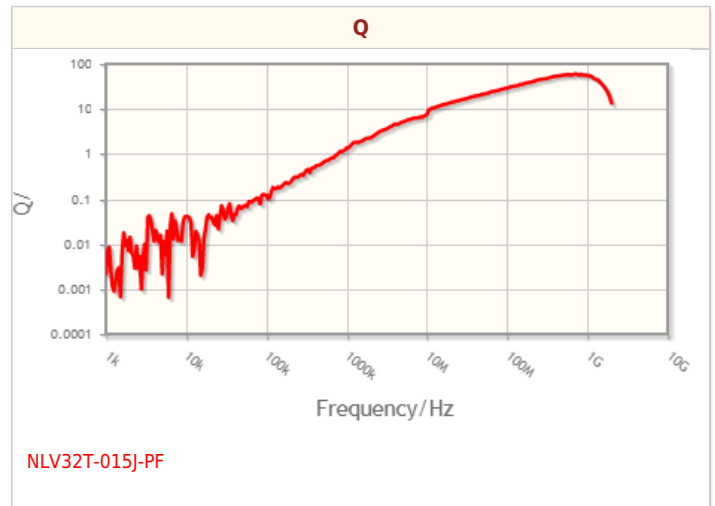
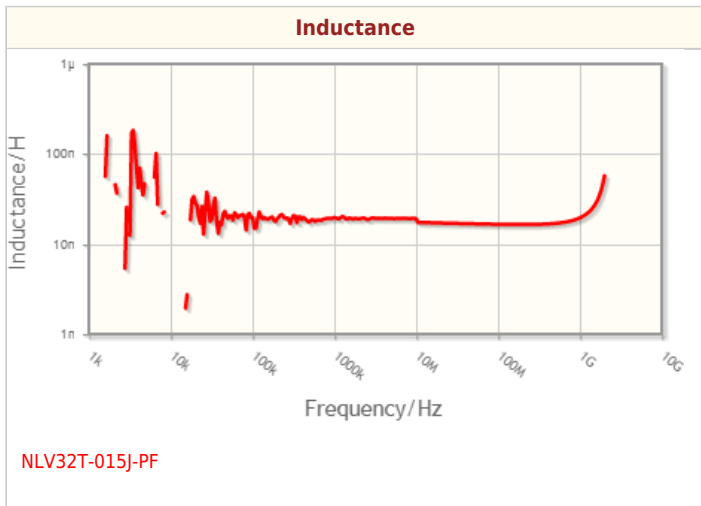
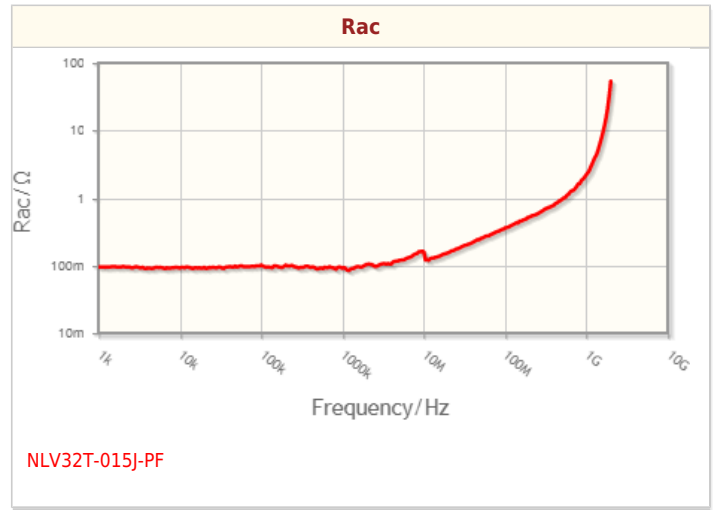
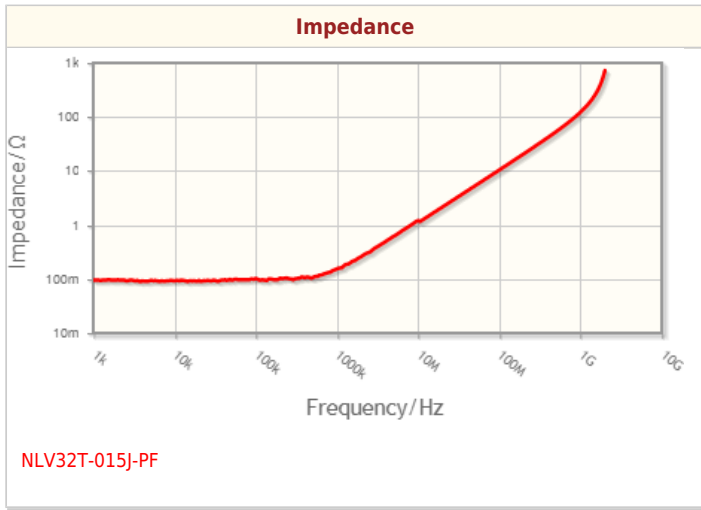
Electrical Characteristics	
Inductance	15nH ±5% at 100MHz
Rated Current	450mA
DC Resistance [Typ.]	
DC Resistance [Max.]	160mΩ
Self Resonant Frequency [Min.]	2.1GHz
Self Resonant Frequency [Typ.]	
Q [Min.]	19
Q [Typ.]	

Other	
Operating Temp. Range (Including Self-Temp. Rise)	-40 to 105°C
Soldering Method	Wave (Flow)
	Reflow
	Iron Soldering
AEC-Q200	No
Packing	Blister (Plastic)Taping [180mm Reel]
Package Quantity	2000pcs
Weight	0.05g

! Images are for reference only and show exemplary products.
! This PDF document was created based on the data listed on the TDK Corporation website.
! All specifications are subject to change without notice.



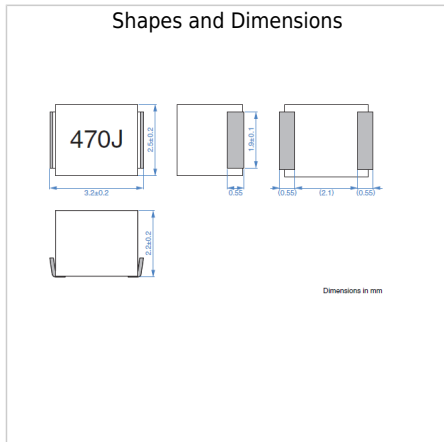
Characteristic Graphs(This is reference data, and does not guarantee the products characteristics.)



! Images are for reference only and show exemplary products.
! This PDF document was created based on the data listed on the TDK Corporation website.
! All specifications are subject to change without notice.



Associated Images



! Images are for reference only and show exemplary products.
! This PDF document was created based on the data listed on the TDK Corporation website.
! All specifications are subject to change without notice.