

## ITS 24-240VUC 1CO M7C

Weidmüller Interface GmbH & Co. KG


Klingenbergstraße 26

D-32758 Detmold

Germany

[www.weidmueller.com](http://www.weidmueller.com)

### Product image



Compact multi-functional timing relay for easy control signal adjustment

With IT-TIMER, Weidmüller's range includes a highly efficient timing relay with multi-voltage input that combines a range of functions with a compact size. It is particularly easy to configure the timer functions thanks to the flat front cover, the easy-to-read LED status indicator and operation with standard tools. IT-TIMER meets the requirements of IEC 618121. It is designed for an operating voltage range from 24 V DC to 48 V DC or 24 V AC to 240 V AC and can therefore be used in a wide variety of applications.

- High level of functionality in a compact size
- Timing functions that are easy to configure using standard tools
- Can be used internationally thanks to compliance with EN 618121
- Seven timing functions for a wide range of applications make the IT-TIMER a smart solution for your application

### General ordering data

Version	IT TIMER, Multifunction timing relay, with separate control input, Number of contacts: 1, CO contact, AgNi, Rated control voltage: 24...48 V DC, 24...230 V AC, Continuous current: 5 A, Screw connection
Order No.	<a href="#">2496190000</a>
Type	ITS 24-240VUC 1CO M7C
GTIN (EAN)	4050118506211
Qty.	1 items

## ITS 24-240VUC 1CO M7C

Weidmüller Interface GmbH & Co. KG  
Klingenbergstraße 26  
D-32758 Detmold  
Germany

www.weidmueller.com

## Technical data

## Approvals

Approvals



ROHS Conform

## Dimensions and weights

Depth	57.9 mm	Depth (inches)	2.2795 inch
Height	98 mm	Height (inches)	3.8583 inch
Width	17.5 mm	Width (inches)	0.689 inch
Net weight	44 g		

## Temperatures

Storage temperature	-40 °C...70 °C	Ambient temperature	-25 °C...50 °C
Operating temperature		Humidity	25 - 75%, no condensation

## Environmental Product Compliance

RoHS Compliance Status	Compliant without exemption
REACH SVHC	No SVHC above 0.1 wt%

## Control side

Rated control voltage	24...48 V DC, 24...230 V AC	Power rating	8 VA @ 230 V AC, 0.4 W at 24 V DC
Status indicator	LED green (U/t): flashes when time runs, lights permanently with supply voltage applied, LED yellow (R): relay closed	Time ranges	0.05 s - 1 s, 0.5 s - 10 s, 3 s - 60 s, 0.5 min - 10 min, 3 min - 1 h, 0.5 h - 10 h
Setting tolerance	5 %	Max. reset time after voltage interruption	100 ms
Basic accuracy	±6% (of scale-end value, for time range 0.05 s - 1 s), ±1.5% (of scale-end value, for all other time ranges)	Min. pulse duration	50 ms
Repeat accuracy	<0.5 % or ±5 ms		

## Load side

Rated switching voltage	250 V AC	Continuous current	5 A
Max. switching voltage, AC	250 V	Max. switching voltage, DC	30 V
AC switching capacity (resistive), max.	1250 VA	DC switching capacity (resistive), max.	90 W
Contact type	1 CO contact (AgNi)	Mechanical service life	1 x 10 <sup>6</sup> switching cycles
Min. switching power	10 mA @ 12 V, 100 mA @ 5 V		

## General data

Design	Installation housing; 1TE	Suitable for front mounting	No
Version	with separate control input	Mounting rail	TS 35
Test button available	No	Mechanical switch position indicator	No
Resistance to vibration EN 61812-1	10 Hz...60 Hz: 0.15 mm, 60 Hz...150 Hz: 2 g		

Creation date 08.06.2026 03:42:00 MEZ

Catalogue status / Drawings

## ITS 24-240VUC 1CO M7C

Weidmüller Interface GmbH &amp; Co. KG

Klingenbergstraße 26

D-32758 Detmold

Germany

www.weidmueller.com

## Technical data

## Insulation coordination

Rated voltage	300 V	Pollution severity	2
Surge voltage category	II	Clearance and creepage distances for control side - load side	≥ 3 mm
Dielectric strength for control side - load side	1.6 kV	Impulse withstand voltage	2.5 kV
Protection degree	IP20		

## Connection data

Wire connection method	Screw connection	Stripping length, rated connection	7 mm
Tightening torque, max.	0.5 Nm	Clamping range, rated connection	2.5 mm <sup>2</sup>
Clamping range, min.	0.25 mm <sup>2</sup>	Clamping range, max.	2.5 mm <sup>2</sup>
Wire connection cross section AWG, min.	AWG 23	Wire connection cross section AWG, max.	AWG 14
Wire cross-section, solid, min.	0.25 mm <sup>2</sup>	Wire cross-section, solid, max.	2.5 mm <sup>2</sup>
Wire connection cross section, finely stranded, min.	0.25 mm <sup>2</sup>	Wire connection cross section, finely stranded, max.	2.5 mm <sup>2</sup>
Wire connection cross-section, finely stranded with wire-end ferrules DIN 46228/4, min.	0.25 mm <sup>2</sup>	Wire connection cross-section, finely stranded with wire-end ferrules DIN 46228/4, max.	2.5 mm <sup>2</sup>
Conductor cross-section, flexible, AEH (DIN 46228-1), min.	0.25 mm <sup>2</sup>	Conductor cross-section, flexible, AEH (DIN 46228-1), max.	2.5 mm <sup>2</sup>
Blade size	size PH1		

## Classifications

ETIM 8.0	EC001439	ETIM 9.0	EC001439
ETIM 10.0	EC001439	ECLASS 14.0	27-37-16-05
ECLASS 15.0	27-37-16-05		

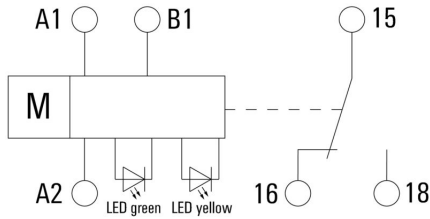
ITS 24-240VUC 1CO M7C

Weidmüller Interface GmbH & Co. KG  
 Klingenbergstraße 26  
 D-32758 Detmold  
 Germany

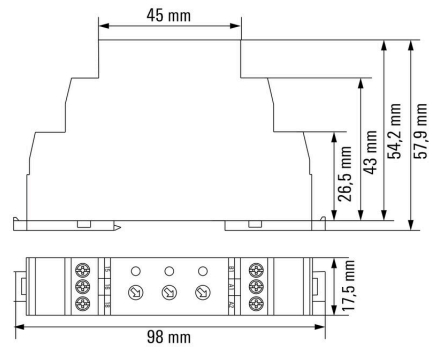
www.weidmueller.com

Drawings

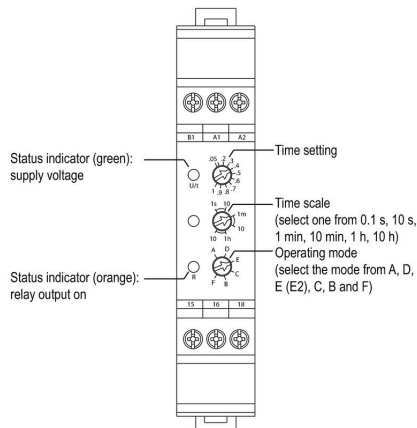
Wiring diagram



Dimensional drawing

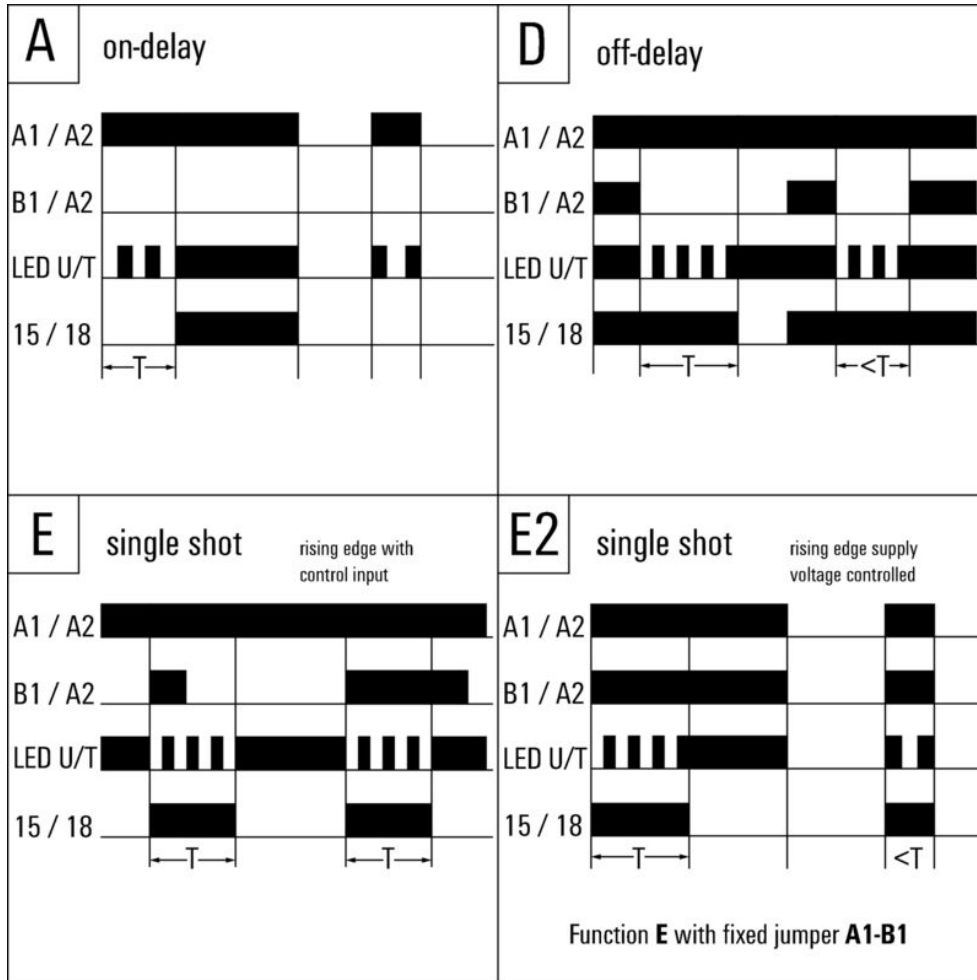


Miscellaneous



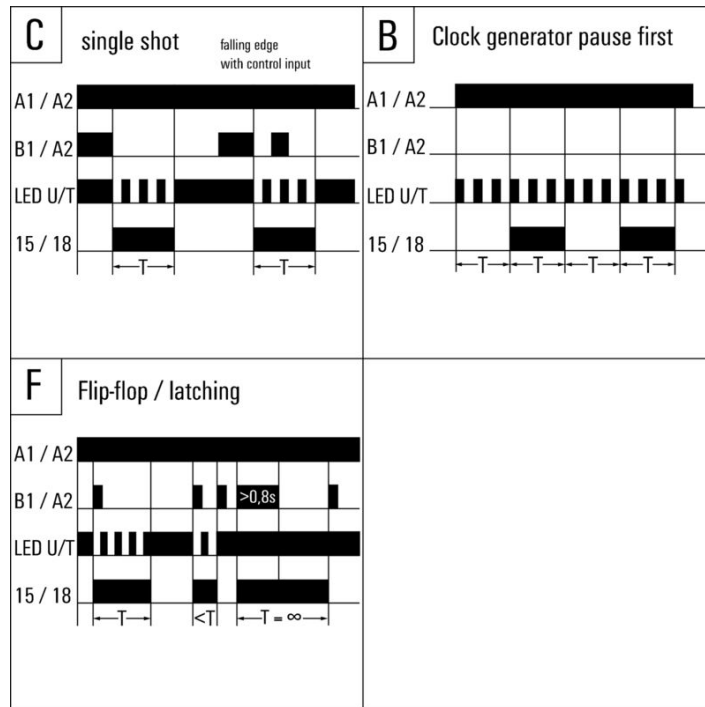
Detailed drawing

Graph



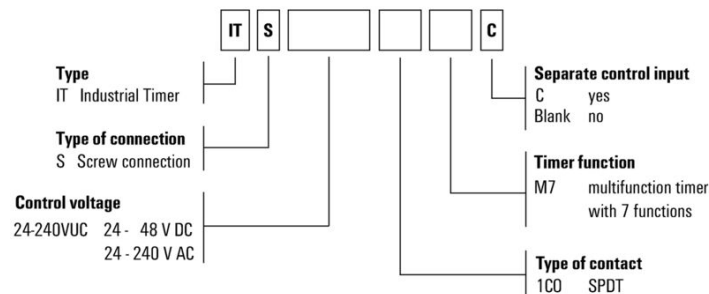
Time functions

Graph



Time functions

Type codes



Miscellaneous