





Product Status	EOL Announced
	Recommended Alternate Part No. : <a href="#">MLG1005SR12JTD25</a> (Interchangeability is not guaranteed.)
	Discontinue Issue Date : May.24, 2021
	Last Purchase Order Date : Mar.31, 2026
	Last Shipment Date : Jun.30, 2026
Applications	Automotive Grade
Feature	<a href="#">AEC-Q200</a> AEC-Q200
	<a href="#">No Directivity</a> No Directivity
	<a href="#">Multilayer</a> Multilayer
	Non-Mag CoreNon-Magnetic Core (Dielectric Ceramic)
	High Self Resonant Frequency
Series   Type	MLK
Brand	TDK
Environmental Compliance	<div><div>RoHS</div><div>REACH SVHC Free</div><div>Halogen Free</div><div>Lead Free</div></div>



Size	
Length(L)	1.00mm ±0.10mm
Width(W)	0.50mm ±0.10mm
Thickness   Height	0.50mm ±0.10mm
Recommended Land Pattern (A)	0.50mm Nom.
Recommended Land Pattern (B)	0.40mm Nom.
Recommended Land Pattern (C)	0.50mm Nom.

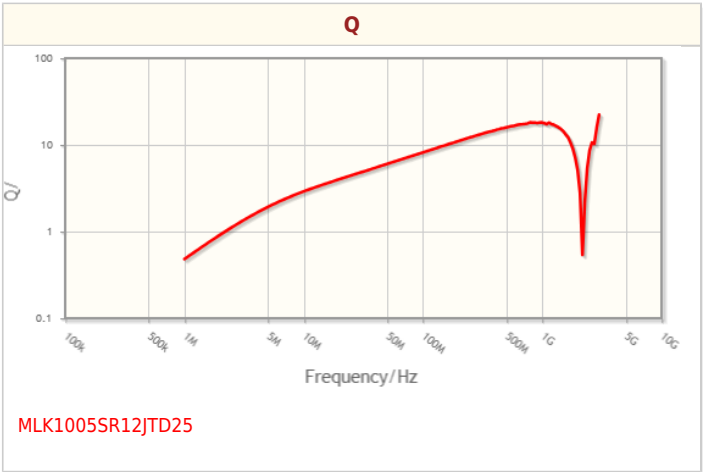
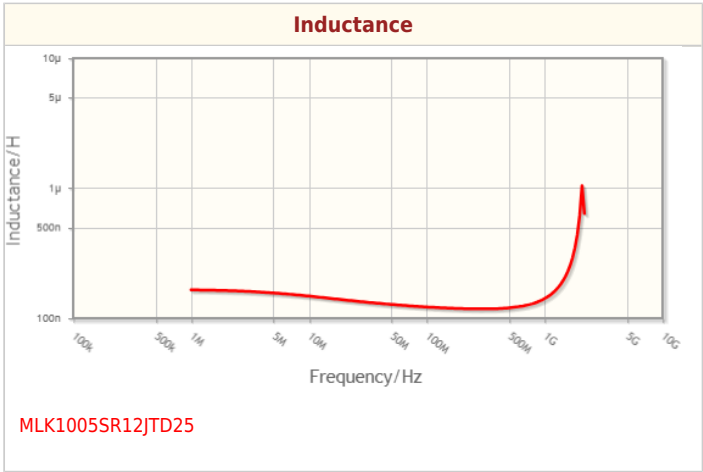
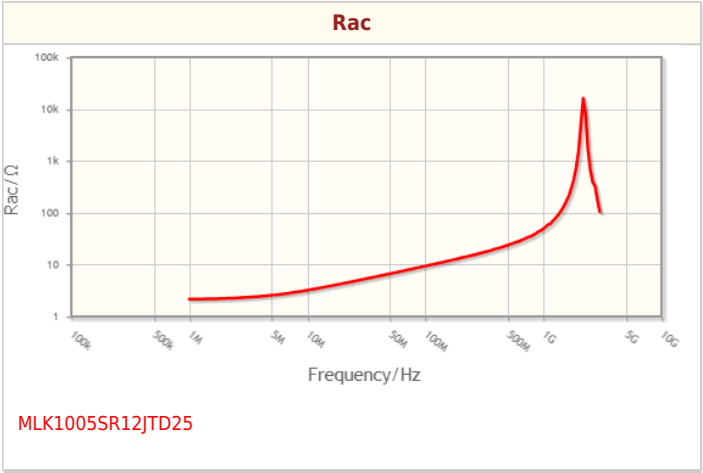
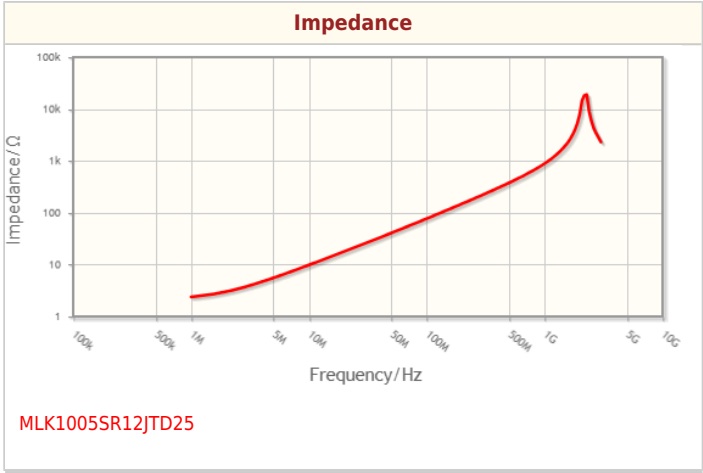
Electrical Characteristics	
Inductance	120nH ±5% at 100MHz
Rated Current	100mA
DC Resistance [Typ.]	2.08Ω
DC Resistance [Max.]	3Ω
Self Resonant Frequency [Min.]	1.1GHz
Self Resonant Frequency [Typ.]	1.9GHz
Q [Min.]	6 at 100MHz
Q [Typ.]	8 at 100MHz

Other	
Operating Temp. Range	-55 to 125°C
Soldering Method	Reflow
	Iron Soldering

! Images are for reference only and show exemplary products.  
! This PDF document was created based on the data listed on the TDK Corporation website.  
! All specifications are subject to change without notice.

AEC-Q200	YES
Packing	Punched (Paper)Taping [180mm Reel, Tape width 8mm]
Package Quantity	10000pcs
Weight	0.001g

Characteristic Graphs(This is reference data, and does not guarantee the products characteristics.)



### Associated Images

