

PSR-MC70-2NO-1DO-24DC-SC - Safety relays



2702094

<https://www.phoenixcontact.com/us/products/2702094>

Please be informed that the data shown in this PDF document is generated from our online catalog. Please find the complete data in the user documentation. Our general terms of use for downloads are valid.



Safety relay for emergency stop, safety doors, light grid up to SIL 1, Cat. 1, PL c, 1- or 2-channel operation, cross-circuit detection, can be retrigged, off delay/on delay 0.2 s ... 60 s, 2 enabling current paths, $U_S = 24\text{ V DC}$, plug-in screw terminal block

Your advantages

- Depending on the application, up to cat. 4/PL e in accordance with ISO 13849-1, SIL CL 3 in accordance with EN IEC 62061
- Low housing width of just 12.5 mm
- 1- and 2-channel control
- 2 enabling current paths, 1 digital signal output
- Manually monitored and automatic activation in a single device
- Depending on the application, up to Cat. 3/PL e in accordance with ISO 13849-1, SIL 3 in accordance with EN IEC 62061

Commercial data

Item number	2702094
Packing unit	1 pc
Minimum order quantity	1 pc
Sales key	DN01
Product key	DNA181
Catalog page	Page 226 (C-6-2019)
GTIN	4046356952262
Weight per piece (including packing)	145.69 g
Weight per piece (excluding packing)	115.153 g
Customs tariff number	85371098
Country of origin	DE

PSR-MC70-2NO-1DO-24DC-SC - Safety relays



2702094

<https://www.phoenixcontact.com/us/products/2702094>

Technical data

Notes

Note on application	Only for industrial use
---------------------	-------------------------

Product properties

Product type	Safety relays
Product family	PSRmini
Application	Emergency stop
	Safety door
	Light grid
Relay type	Electromechanical relay with force-guided contacts in accordance with IEC/EN 61810-3

Data management status

Article revision	05
------------------	----

Times

Typical response time	< 35 ms (automatic start)
	< 30 ms (manual, monitored start)
Typical release time	< 20 ms (when controlled via S12 (only for undelayed contact 13/14))
	< 5 ms (when interrupted via A1; applicative deactivation via A1/A2 is not permitted)
Delay time range	0.2 s ... 60 s $\pm 5\%$ (can be set for 27/28)
Restart time	< 1 s (Boot time)

Electrical properties

Maximum power dissipation for nominal condition	3.58 W (at $U_S = 30\text{ V}$, $I_L^2 = 72\text{ A}^2$)
Nominal operating mode	100% operating factor

Air clearances and creepage distances between the power circuits

Rated insulation voltage	250 V AC
	250 V AC
Rated surge voltage/insulation	Basic insulation 4 kV: between all current paths and housing Safe isolation, reinforced insulation 6 kV: between (A1, A2, S11, S12, S21, S22, S34, M1) and enabling current path (13/14) between (A1, A2, S11, S12, S21, S22, S34, M1) and enabling current path (27/28) between enabling current paths

Supply

Designation	A1/A2
Rated control circuit supply voltage U_S	19.2 V DC ... 30 V DC
Rated control circuit supply voltage U_S	24 V DC -20 % / +25 %
Rated control supply current I_S	typ. 50 mA
Power consumption at U_S	typ. 1.2 W

PSR-MC70-2NO-1DO-24DC-SC - Safety relays



2702094

<https://www.phoenixcontact.com/us/products/2702094>

Inrush current	typ. 25 A ($\Delta t = 10 \mu s$ at U_S)
Filter time	10 ms (For the logic. At A1 in the event of voltage dips at U_S)
Protective circuit	Surge protection; Suppressor diode Protection against polarity reversal for rated control circuit supply voltage

Input data

Digital: Sensor circuit (S12, S22)

Description of the input	safety-related sensor inputs
Number of inputs	2
Input voltage range "0" signal	0 V DC ... 5 V DC
Input current range "0" signal	0 mA ... 2 mA
Inrush current	< 11 mA (typ. with U_S)
Filter time	max. 3 ms (Test pulse width of low test pulses) min. 21 ms (Test pulse rate for low test pulse) Test pulse rate = 7 x Test pulse width
Concurrence	∞
Limit frequency	min. 0 Hz max. 1 Hz
Max. permissible overall conductor resistance	150 Ω
Current consumption	< 4.1 mA (typ. with U_S)

Digital: Start circuit (S34)

Description of the input	non-safety-related
Number of inputs	1
Inrush current	< 8.6 mA (typ. with U_S)
Filter time	max. 3 ms (Test pulse width of low test pulses) min. 21 ms (Test pulse rate for low test pulse) Test pulse rate = 7 x Test pulse width
Max. permissible overall conductor resistance	150 Ω
Voltage at input/start and feedback circuit	24 V DC -20 % / +25 %
Current consumption	< 3.2 mA (typ. with U_S)

Output data

Relay: Enabling current paths (13/14, 27/28)

Output description	safety-related N/O contacts
Number of outputs	1 (undelayed, single-channel) 1 (delayed, single-channel)
Contact switching type	2 enabling current paths
Contact material	AgSnO ₂
Switching voltage	min. 12 V AC/DC max. 250 V AC/DC
Switching capacity	min. 60 mW
Inrush current	min. 3 mA

PSR-MC70-2NO-1DO-24DC-SC - Safety relays



2702094

<https://www.phoenixcontact.com/us/products/2702094>

	max. 6 A
Switching capacity in accordance with IEC 60947-5-1	2 A (AC15)
	4 A (DC13)
Limiting continuous current	max. 6 A
Sq. Total current	72 A ² (observe derating)
Switching frequency	max. 0.1 Hz
Mechanical service life	10x 10 ⁶ cycles
Output fuse	6 A gL/gG (N/O contact)
	4 A gL/gG (for low-demand applications)

Signal: M1

Output description	PNP
	non-safety-related
Number of outputs	1
Voltage	approx. 23 V DC ($U_S - 1\text{ V}$)
Current	max. 100 mA
Maximum inrush current	500 mA ($\Delta t = 1\text{ ms at } U_S$)
Short-circuit protection	Yes

Connection data

Connection technology

pluggable	yes
-----------	-----

Conductor connection

Connection method	Screw connection
Conductor cross section rigid	0.2 mm ² ... 2.5 mm ²
Conductor cross section flexible	0.2 mm ² ... 2.5 mm ²
Conductor cross-section AWG	24 ... 12
Stripping length	7 mm
Screw thread	M3
Tightening torque	0.5 Nm ... 0.6 Nm

Signaling

Status display	5 x bi-color LED
----------------	------------------

Dimensions

Width	12.5 mm
Height	112.2 mm
Depth	114.5 mm

Material specifications

Color (Housing)	yellow (RAL 1018)
Housing material	Polyamide

Characteristics

PSR-MC70-2NO-1DO-24DC-SC - Safety relays



2702094

<https://www.phoenixcontact.com/us/products/2702094>

Safety data

Stop category	1
---------------	---

Safety data: EN ISO 13849

Category	1 (up to Cat. 3 depending on the application)
Performance level (PL)	c (up to PL e depending on the application)

Safety data: IEC 61508 - High demand

Safety Integrity Level (SIL)	1 (up to SIL 3 depending on the application)
------------------------------	--

Safety data: EN IEC 62061

Safety Integrity Level (SIL)	1 (up to SIL 3 depending on the application)
------------------------------	--

Environmental and real-life conditions

Ambient conditions

Degree of protection	IP20
Min. degree of protection of inst. location	IP54
Ambient temperature (operation)	-35 °C ... 60 °C (observe derating)
Ambient temperature (storage/transport)	-40 °C ... 85 °C
Maximum altitude	≤ 2000 m (Above sea level)
Max. permissible humidity (storage/transport)	75 % (on average, 85% infrequently, non-condensing)
Max. permissible relative humidity (operation)	75 % (on average, 85% infrequently, non-condensing)
Shock	15g
Vibration (operation)	10 Hz ... 150 Hz, amplitude 0.15 mm, 2g

Approvals

CE

Identification	CE-compliant
----------------	--------------

Standards and regulations

Air clearances and creepage distances between the power circuits

Standards/regulations	IEC 60644-1
-----------------------	-------------

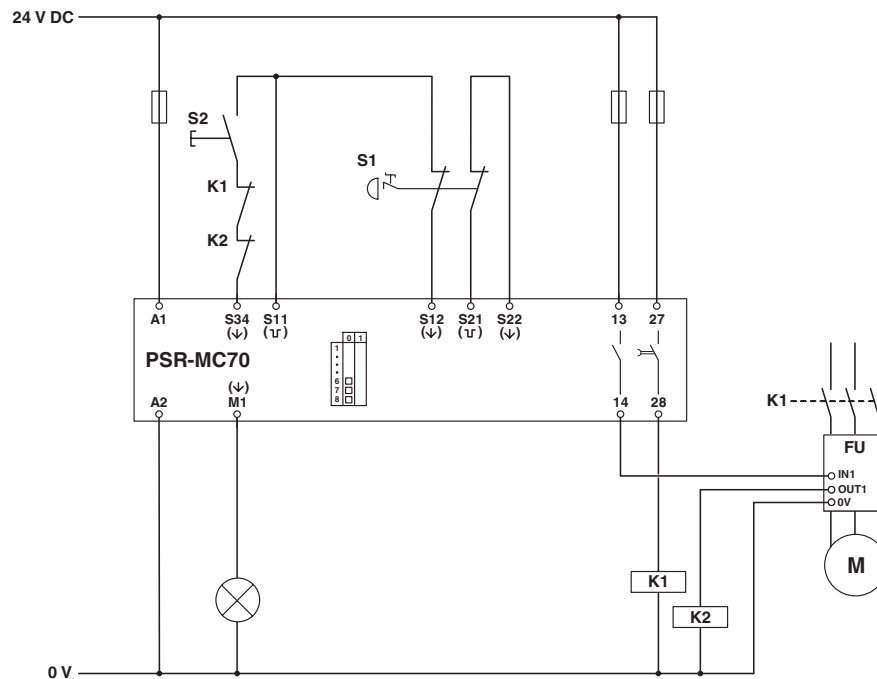
Mounting

Mounting type	DIN rail mounting
Assembly note	See derating curve
Mounting position	vertical or horizontal



<https://www.phoenixcontact.com/us/products/2702094>

Circuit diagram



Aug 4, 2024, 1:55 PM Page 6 (10)

PSR-MC70-2NO-1DO-24DC-SC - Safety relays




2702094


<https://www.phoenixcontact.com/us/products/2702094>

Approvals


To download certificates, visit the product detail page: <https://www.phoenixcontact.com/us/products/2702094>



UL Listed
Approval ID: E140324



cUL Listed
Approval ID: E140324



Functional Safety
Approval ID: 01/205/5485.01/22

cULus Listed

PSR-MC70-2NO-1DO-24DC-SC - Safety relays



2702094

<https://www.phoenixcontact.com/us/products/2702094>

Classifications

ECLASS

ECLASS-11.0	27371819
ECLASS-13.0	27371819
ECLASS-12.0	27371819

ETIM

ETIM 9.0	EC001449
----------	----------

UNSPSC

UNSPSC 21.0	39122200
-------------	----------

Environmental product compliance

EU RoHS	
Fulfills EU RoHS substance requirements	Yes
Exemption	7(a), 7(c)-I
China RoHS	
Environment friendly use period (EFUP)	EFUP-50
	An article-related China RoHS declaration table can be found in the download area for the respective article under "Manufacturer declaration". For all articles with EFUP-E, no China RoHS declaration table issued and required.
EU REACH SVHC	
REACH candidate substance (CAS No.)	Lead(CAS: 7439-92-1)
SCIP	2d3e40b8-0241-4e94-a725-21ed8196fd52

PSR-MC70-2NO-1DO-24DC-SC - Safety relays



2702094

<https://www.phoenixcontact.com/us/products/2702094>

Accessories

CRIMPFOX 6 - Crimping pliers

1212034

<https://www.phoenixcontact.com/us/products/1212034>



Crimping pliers, for ferrules without insulating collar according to DIN 46228 Part 1 and ferrules with insulating collar according to DIN 46228 Part 4, 0.25 mm² ... 6.0 mm², lateral entry, trapezoidal crimp

Phoenix Contact 2024 © - all rights reserved
<https://www.phoenixcontact.com>

Phoenix Contact USA
586 Fulling Mill Road
Middletown, PA 17057, United States
(+717) 944-1300
info@phoenixcon.com