

Product Status	Production
Applications	Automotive Grade
Feature	AEC-Q200AEC-Q200 MultilayerMultilayer Non-Mag CoreNon-Magnetic Core (Dielectric Ceramic)
Series Type	MLG
Brand	TDK
Environmental Compliance	<div><div>RoHS</div><div>REACH</div><div>Halogen Free</div><div>Lead Free</div></div>



Size	
Length(L)	1.00mm ±0.05mm
Width(W)	0.50mm ±0.05mm
Thickness Height	0.50mm ±0.05mm
Recommended Land Pattern (A)	0.50mm Nom.
Recommended Land Pattern (B)	0.40mm Nom.
Recommended Land Pattern (C)	0.50mm Nom.

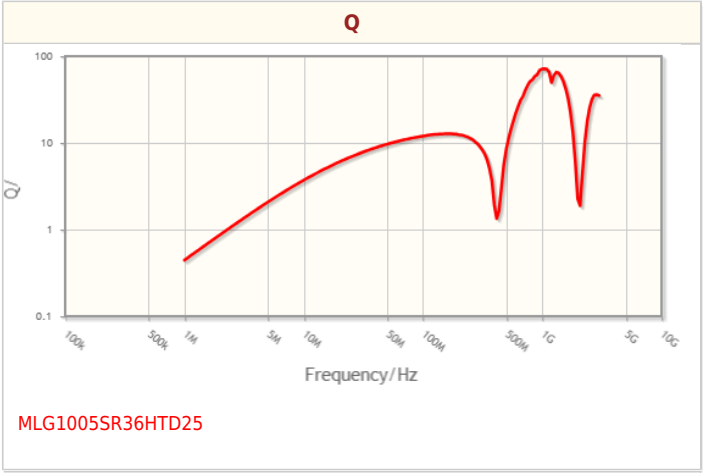
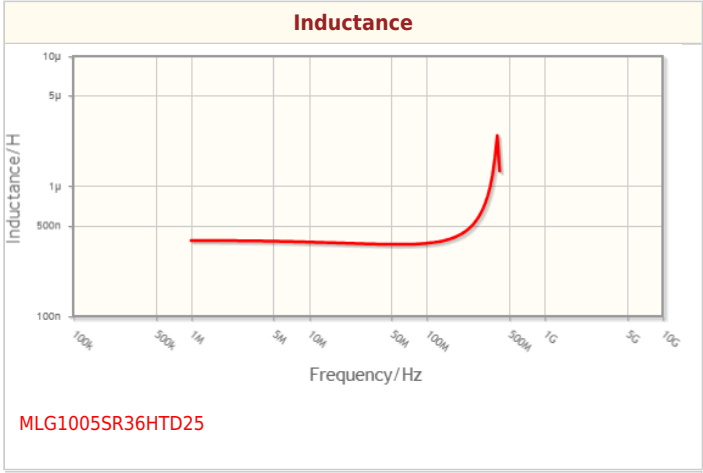
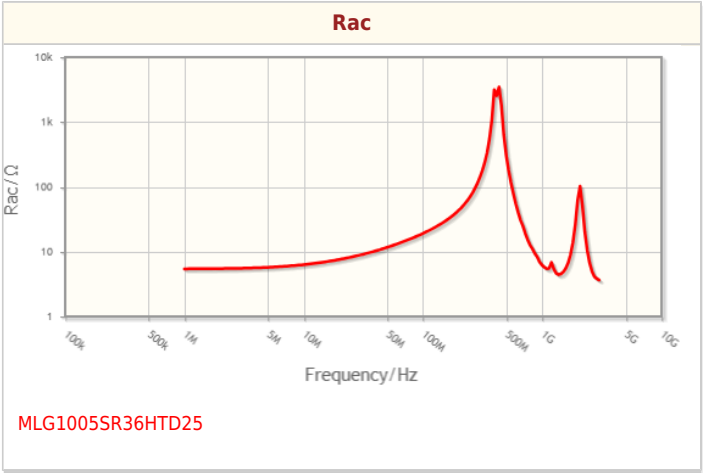
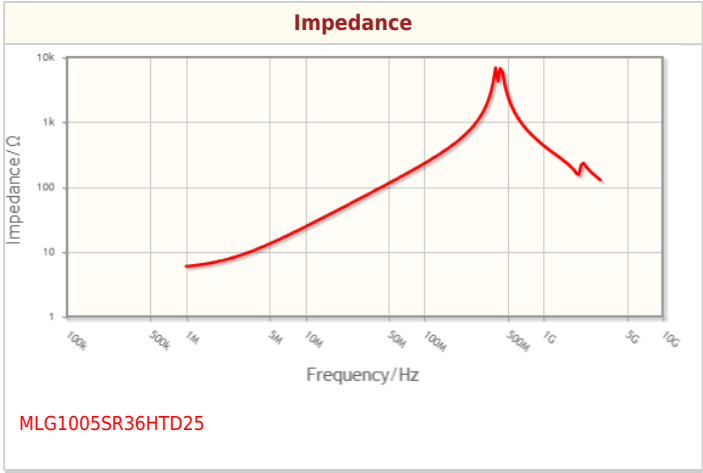
Electrical Characteristics	
Inductance	360nH ±3% at 50MHz
Rated Current	50mA
DC Resistance [Typ.]	5.39Ω
DC Resistance [Max.]	7.5Ω
Self Resonant Frequency [Min.]	300MHz
Self Resonant Frequency [Typ.]	400MHz
Q [Min.]	6 at 50MHz
Q [Typ.]	10 at 50MHz

Other	
Operating Temp. Range	-55 to 125°C
Soldering Method	Reflow Iron Soldering
AEC-Q200	YES
Packing	Punched (Paper)Taping [180mm Reel, Tape width 8mm]
Package Quantity	10000pcs
Weight	0.001g

! Images are for reference only and show exemplary products.
! This PDF document was created based on the data listed on the TDK Corporation website.
! All specifications are subject to change without notice.

MLG1005SR36HTD25

Characteristic Graphs(This is reference data, and does not guarantee the products characteristics.)



Associated Images

