8-1971798-1 ✔ ACTIVE

GRACE INERTIA | GRACE INERTIA 2.5

TE Internal #: 8-1971798-1

PCB Mount Header, Vertical, Wire-to-Board, 8 Position, 2.5 mm [.098 in] Centerline, Fully Shrouded, Tin (Sn), Through Hole - Solder, GRACE INERTIA 2.5

View on TE.com >

Connectors > PCB Connectors > PCB Headers & Receptacles > Glow Wire Sig GRACE INERTIA Header







PCB Connector Type: **PCB Mount Header**

PCB Mount Orientation: **Vertical**

Connector System: **Wire-to-Board**

Number of Positions: **8**

Centerline (Pitch): **2.5 mm [.098 in]**

All Glow Wire Sig GRACE INERTIA Header (39)

Features

Product Type Features

PCB Connector Type	PCB Mount Header
Connector System	Wire-to-Board
Header Type	Fully Shrouded
Sealable	No
Connector & Contact Terminates To	Printed Circuit Board
Connector Product Type	Connector Assembly

Configuration Features

PCB Mount Orientation	Vertical
Number of Positions	8
Number of Rows	1

Electrical Characteristics

Operating Voltage	50 VDC

Downloaded from Arrow.com.

Body Features

Connector & Keying Code	A
Primary Product Color	Natural

Contact Features

Contact Underplating Material	Nickel
Contact Underplating Material Thickness	1.27 µm[50 µin]
PCB Contact Termination Area Plating Material Finish	Matte
Mating Square Post Dimension	.5 mm[.02 in]
Mating Tab Width	.5 mm[.02 in]
PCB Contact Termination Area Plating Material Thickness	1 µm[39.37 µin]
Contact Shape & Form	Square
Contact Layout	Inline
Contact Base Material	Brass
PCB Contact Termination Area Plating Material	Tin
Contact Mating Area Plating Material	Tin (Sn)
Contact Mating Area Plating Material Finish	Matte
Contact Mating Area Plating Material Thickness	1 µm[39.37 µin]
Contact Type	Tab
Contact Current Rating (Max)	3 A

Termination Features

Rectangular Termination Post & Tail Width	.46 mm[.018 in]
Rectangular Termination Post & Tail Thickness	.46 mm[.018 in]
Termination Post & Tail Length	3 mm[.118 in]
Termination Method to PCB	Through Hole - Solder

Mechanical Attachment

Mating Retention Type	Latch
Mating Alignment Type	Keyed
PCB Mount Retention Type	Kinked Legs
PCB Mount Alignment Type	Locating Posts
PCB Mount Alignment	With
Mating Retention	With
PCB Mount Retention	With
Connector Mounting Type	Board Mount

Downloaded from Arrow.com.

Mating Alignment	With

Housing Features

Centerline (Pitch)	2.5 mm[.098 in]
Housing Material	Nylon

Dimensions

Connector Width	7.38 mm[.29 in]
PCB Thickness (Recommended)	1.6 mm[.063 in]
Connector Height	8.8 mm[.34 in]
Connector Length	22.5 mm[.88 in]

Usage Conditions

Operating Temperature Range	-30 – 105 °C[-22 – 221 °F]

Operation/Application

Circuit Application	Signal

Industry Standards

Compatible With Agency/Standards Products	UL
Compatible With Approved Standards Products	UL E28476
Glow Wire Rating	Glow Wire
UL Flammability Rating	UL 94V-0

Packaging Features

Packaging Quantity	600
Packaging Method	Bag, Box

Product Compliance

For compliance documentation, visit the product page on TE.com>

EU RoHS Directive 2011/65/EU	Compliant
EU ELV Directive 2000/53/EC	Compliant
China RoHS 2 Directive MIIT Order No 32, 2016	有害物质含量符合标准要求 No Restricted Substance(s) Above Threshold
EU REACH Regulation (EC) No. 1907/2006	Current ECHA Candidate List: JUNE 2025 (250) Candidate List Declared Against: JUNE 2025 (250) Does not contain REACH SVHC
Halogen Content	Not Low Halogen - contains Br or Cl > 900

Downloaded from Arrow.com.

	ppm.
Solder Process Capability	Not reviewed for solder process capability

Product Compliance Disclaimer

This information is provided based on reasonable inquiry of our suppliers and represents our current actual knowledge based on the information they provided. This information is subject to change. The part numbers that TE has identified as EU RoHS compliant have a maximum concentration of 0.1% by weight in homogenous materials for lead, hexavalent chromium, mercury, PBB, PBDE, DBP, BBP, DEHP, DIBP, and 0.01% for cadmium, or qualify for an exemption to these limits as defined in the Annexes of Directive 2011/65/EU (RoHS2). Finished electrical and electronic equipment products will be CE marked as required by Directive 2011/65/EU. Components may not be CE marked. Additionally, the part numbers that TE has identified as EU ELV compliant have a maximum concentration of 0.1% by weight in homogenous materials for lead, hexavalent chromium, and mercury, and 0.01% for cadmium, or qualify for an exemption to these limits as defined in the Annexes of Directive 2000/53/EC (ELV). Regarding the REACH Regulation, the information TE provides on SVHC in articles for this part number is based on the latest European Chemicals Agency (ECHA) 'Guidance on requirements for substances in articles' posted at this URL: https://echa.europa.eu/guidance-documents/guidance-on-reach

Compatible Parts



TE Part # 7-1971798-1
NEW GI CONN2.5 HDR ASMBLY 7P NC D1.0



TE Part # CAT-G7534A-H342A
Glow Wire Sig GRACE INERTIA Header

Also in the Series | GRACE INERTIA 2.5

Connector Contacts(6)

Connector Hardware(7)

Power Contacts(2)

Rectangular Connector Housings(96)



Rectangular Power Connectors(44)



Standard Rectangular Connectors(96)



Wire-to-Board Connector Assemblies & Housings(36)

Customers Also Bought

Downloaded from Arrow.com.



TE Part #640453-2
02P MTA100 HDR ASSY SQ R/A



TE Part #4-1393240-8
RT334024



TE Part #1969730-8
EP2.5 SHROUDED HDR ASSY 8P VERTICAL



TE Part #2311777-1
AMPL PLUG, HD22, R/A, 44P, THREADED

Documents

Product Drawings

NEW GI CONN2.5 HDR ASMBLY 8P NC D1.0

English

CAD Files

3D PDF

3D

Customer View Model

ENG_CVM_CVM_8-1971798-1_E_c-8-1971798-1-e.2d_dxf.zip

English

Customer View Model

ENG_CVM_CVM_8-1971798-1_E_c-8-1971798-1-e.3d_igs.zip

English

Customer View Model

ENG_CVM_CVM_8-1971798-1_E_c-8-1971798-1-e.3d_stp.zip

English

By downloading the CAD file I accept and agree to the Terms and Conditions of use.

Datasheets & Catalog Pages

7-1773465-8-GI2.5-ChineseFlyer

1-1773883-5 GRACE INERTIA connector quick reference guide

English

5-1773465-3-GI2.5Flyer

English

Product Specifications

Product Specification

English

Agency Approvals

UL Report

English

Downloaded from Arrow.com.