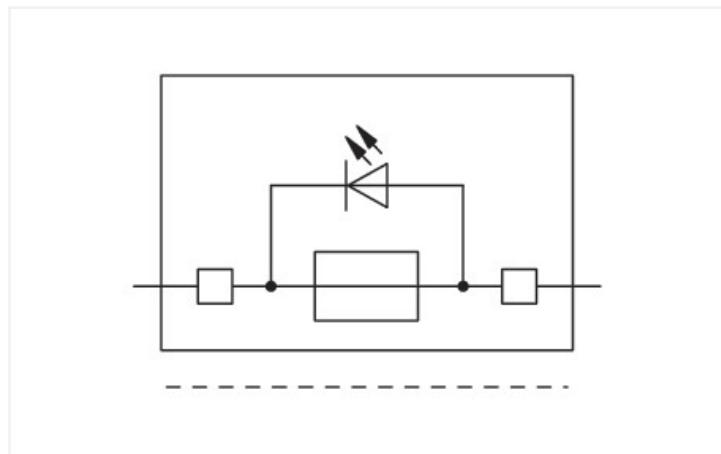



Data Sheet | Item Number: 2006-931/1000-867

Fuse plug; with pull-tab; for glass cartridge fuse 1/4" x 1 1/4"; with indicator lamp; 120 V; 7.4 mm wide; gray

<https://www.wago.com/2006-931/1000-867>



Color: ■ gray

Similar to illustration

Fuse plug, 2006 Series, gray

This fuse plug (item number 2006-931/1000-867) simplifies electrical installations.

Electrical data

Ratings per IEC/EN

Nominal voltage (III/3)	800 V
Rated current	10 A
Operation status indicator	120 V
Blown fuse indication	with indicator lamp

Ratings per IEC/EN – Notes

Ratings (note)	Electrical ratings are given by the fuse and blown fuse indication.
Rated current (note)	Leakage current in case of a blown fuse: LED 2 mA

Approvals per

UL 1059

Use group	B	C	D
Rated voltage	120 V	120 V	-
Rated current	15 A	15 A	-

Approvals per

CSA 22.2 No 158

Use group	B	C	D
Rated voltage	600 V	600 V	-
Rated current	15 A	15 A	-

Power Loss

Power loss $P_{\text{loss(max)}}$ (note)	When selecting glass cartridge fuses, make sure that the maximum power loss listed below is not exceeded. The power loss is determined according to IEC or EN 60947-7-3/VDE 0611-6 at 23°C. The temperature rise of the terminal block must be checked according to their application and mounting. Higher ambient temperatures represent an additional impact on miniature fuses. Therefore, in such applications, the rated current must be reduced if necessary. More details are available from the manufacturers.
--	--

General information

Fuse type	Cylindrical fuse; 1/4" x 1 1/4"
-----------	---------------------------------

Physical data

Width	7.4 mm / 0.291 inches
-------	-----------------------

Mechanical data

Marking level	Center marking
---------------	----------------

Material data

Note (material data)	Information on material specifications can be found here
Color	gray
Material group	I
Insulation material (main housing)	Polyamide (PA66)
Flammability class per UL94	V0
Fire load	0.098 MJ
Weight	6.6 g

Environmental requirements

Continuous operating temperature	-60 ... +105 °C
----------------------------------	-----------------

Environmental Testing

Test specification: Railway applications – Rolling stock – Electronic equipment	DIN EN 50155 (VDE 0115-200):2022-06
Test procedure: Railway applications – Rolling stock equipment – Vibration and shock tests	DIN EN 61373 (VDE 0115-0106):2011-04
Spectrum/Mounting location	Service life test, Category 1, Class A/B
Functional test with noise-like oscillations	Test passed according to Section 8 of the standard
Frequency	$f_1 = 5 \text{ Hz}$ to $f_2 = 150 \text{ Hz}$
Acceleration	0.101g (highest test level used for all axes)
Test duration per axis	10 min.
Test directions	X, Y and Z axes
Monitoring of contact faults and interruptions	Passed
Voltage drop measurement before and after each axis	Passed
Simulated service life test through increased levels of noise-like oscillations	Test passed according to Section 9 of the standard
Frequency	$f_1 = 5 \text{ Hz}$ to $f_2 = 150 \text{ Hz}$
Acceleration	0.572g (highest test level used for all axes)
Test duration per axis	5 h
Test directions	X, Y and Z axes
Extended testing: Monitoring of contact faults and interruptions	Passed
Extended testing: Voltage drop measurement before and after each axis	Passed
Shock test	Test passed according to Section 10 of the standard
Shock pulse form	Half sine
Acceleration	5g (highest test level used for all axes)
Shock duration	30 ms
Number of shocks (per axis)	3 pos. und 3 neg.
Test directions	X, Y and Z axes
Extended testing: Monitoring of contact faults and interruptions	Passed

Environmental Testing

Extended testing: Voltage drop measurement before and after each axis	Passed
Vibration and shock stress for rolling stock equipment	Passed

Commercial data

Product Group	22 (TOPJOB S)
PU (SPU)	25 pcs
Packaging type	Box
Country of origin	DE
GTIN	4050821183525
Customs tariff number	85366990990

Product Classification

UNSPSC	39121626
eCl@ss 10.0	27-14-11-49
eCl@ss 9.0	27-14-11-49
ETIM 9.0	EC002018
ETIM 10.0	EC002018
ECCN	NO US CLASSIFICATION

Environmental Product Compliance

CAS-No.	1303-86-2 1317-36-8 7439-92-1
REACH Candidate List Substance	Diboron trioxide Lead Lead monoxide
RoHS Compliance Status	Compliant,With Exemption
RoHS Exemption	7(c)-I
SCIP notification number (Austria)	a5cf2894-5516-4715-baaf-63a05c7b0fbf
SCIP notification number (Belgium)	044cb233-6472-4b58-a117-ab504c539dd4
SCIP notification number (Bulgaria)	9a4c34e7-f273-4ecd-a773-ae5b27c74c0e
SCIP notification number (Czech Republic)	06f39958-caec-44f8-9ac9-9832fa779213
SCIP notification number (Denmark)	d6e10a58-888b-4413-aeb7-e8df0a950c4a
SCIP notification number (Finland)	62a6031c-17e8-4da6-b540-6b9c6bf81cc2
SCIP notification number (France)	7aa8abe8-14ad-4a1d-b9e2-39a81256e76b
SCIP notification number (Germany)	5089a2d9-ce6e-404f-96a3-9ce5147e6249
SCIP notification number (Hungary)	687eee53-1d0e-43d4-b86d-c8c6a1987ba0
SCIP notification number (Italy)	6160b60e-aef4-46b9-9251-08253e20981f
SCIP notification number (Netherlands)	1f8a9a7a-7dc2-4c32-9b93-b48eac3004ac
SCIP notification number (Poland)	f1f3ac99-38b1-478c-8afe-4bd14dd937ee
SCIP notification number (Romania)	541bb91b-a109-41d8-a600-c78cc9aaf6ec
SCIP notification number (Sweden)	9a070a3f-1f10-4979-b763-3bc20ba3755d

Approvals / Certificates

General approvals



Approval	Standard	Certificate Name
CSA CSA Group	C22.2 No. 158	1543858
UR Underwriters Laboratories Inc.	UL 1059	E45172

Declarations of conformity and manufacturer's declarations



Approval	Standard	Certificate Name
Railway WAGO GmbH & Co. KG	-	Railway Ready

Downloads

Environmental Product Compliance

Compliance Search

Environmental Product Compliance 2006-931/1000-867	↓
--	---

Documentation

Bid Text

2006-931/1000-867	19.02.2019	xml 2.99 KB	↓
2006-931/1000-867	07.08.2018	docx 14.18 KB	↓

CAD/CAE-Data

CAD data

2D/3D Models 2006-931/1000-867	↓
-----------------------------------	---

CAE data

ZUKEN Portal 2006-931/1000-867	↓
-----------------------------------	---

1 Compatible Products

1.1 Optional Accessories

1.1.1 Jumper

1.1.1.1 Jumper



Item No.: 281-503

Short circuit jumper; for fuse holder; silver-colored

1.1.2 Marking

1.1.2.1 Marker



Item No.: 793-5501/000-006
WMB marking card; as card; for terminal block width 5 - 17.5 mm; stretchable 5 - 5.2 mm; plain; snap-on type; blue



Item No.: 793-5501/000-014
WMB marking card; as card; for terminal block width 5 - 17.5 mm; stretchable 5 - 5.2 mm; plain; snap-on type; brown



Item No.: 793-5501/000-007
WMB marking card; as card; for terminal block width 5 - 17.5 mm; stretchable 5 - 5.2 mm; plain; snap-on type; gray



Item No.: 793-5501/000-023
WMB marking card; as card; for terminal block width 5 - 17.5 mm; stretchable 5 - 5.2 mm; plain; snap-on type; green



Item No.: 793-5501/000-017
WMB marking card; as card; for terminal block width 5 - 17.5 mm; stretchable 5 - 5.2 mm; plain; snap-on type; light green



Item No.: 793-5501/000-012
WMB marking card; as card; for terminal block width 5 - 17.5 mm; stretchable 5 - 5.2 mm; plain; snap-on type; orange



Item No.: 793-5501/000-005
WMB marking card; as card; for terminal block width 5 - 17.5 mm; stretchable 5 - 5.2 mm; plain; snap-on type; red



Item No.: 793-5501/000-024
WMB marking card; as card; for terminal block width 5 - 17.5 mm; stretchable 5 - 5.2 mm; plain; snap-on type; violet



Item No.: 793-5501
WMB marking card; as card; for terminal block width 5 - 17.5 mm; stretchable 5 - 5.2 mm; plain; snap-on type; white



Item No.: 793-5501/000-002
WMB marking card; as card; for terminal block width 5 - 17.5 mm; stretchable 5 - 5.2 mm; plain; snap-on type; yellow



Item No.: 794-5615
WMB marking card; as card; MARKED; F1, ..., F10 (10x); stretchable 5 - 5.2 mm; Vertical marking; snap-on type; white



Item No.: 794-5616
WMB marking card; as card; MARKED; F11, ..., F20 (10x); stretchable 5 - 5.2 mm; Vertical marking; snap-on type; white



Item No.: 794-5617
WMB marking card; as card; MARKED; F21, ..., F30 (10x); stretchable 5 - 5.2 mm; Vertical marking; snap-on type; white



Item No.: 794-5618
WMB marking card; as card; MARKED; F31, ..., F40 (10x); stretchable 5 - 5.2 mm; Vertical marking; snap-on type; white



Item No.: 794-5619
WMB marking card; as card; MARKED; F41, ..., F50 (10x); stretchable 5 - 5.2 mm; Vertical marking; snap-on type; white



Item No.: 793-501/000-006
WMB marking card; as card; not stretchable; plain; snap-on type; blue



Item No.: 793-501/000-007
WMB marking card; as card; not stretchable; plain; snap-on type; gray



Item No.: 793-501/000-023
WMB marking card; as card; not stretchable; plain; snap-on type; green



Item No.: 793-501/000-017
WMB marking card; as card; not stretchable; plain; snap-on type; light green



Item No.: 793-501/000-012
WMB marking card; as card; not stretchable; plain; snap-on type; orange



Item No.: 793-501/000-005
WMB marking card; as card; not stretchable; plain; snap-on type; red



Item No.: 793-501/000-024
WMB marking card; as card; not stretchable; plain; snap-on type; violet



Item No.: 793-501
WMB marking card; as card; not stretchable; plain; snap-on type; white



Item No.: 793-501/000-002
WMB marking card; as card; not stretchable; plain; snap-on type; yellow



Item No.: 2009-115/000-006
WMB-Inline; for Smart Printer; 1500 pieces on roll; stretchable 5 - 5.2 mm; plain; snap-on type; blue



Item No.: 2009-115/000-007
WMB-Inline; for Smart Printer; 1500 pieces on roll; stretchable 5 - 5.2 mm; plain; snap-on type; gray



Item No.: 2009-115/000-023
WMB-Inline; for Smart Printer; 1500 pieces on roll; stretchable 5 - 5.2 mm; plain; snap-on type; green



Item No.: 2009-115/000-017
WMB-Inline; for Smart Printer; 1500 pieces on roll; stretchable 5 - 5.2 mm; plain; snap-on type; light green



Item No.: 2009-115/000-012
WMB-Inline; for Smart Printer; 1500 pieces on roll; stretchable 5 - 5.2 mm; plain; snap-on type; orange



Item No.: 2009-115/000-024
WMB-Inline; for Smart Printer; 1500 pieces on roll; stretchable 5 - 5.2 mm; plain; snap-on type; violet



Item No.: 2009-115
WMB-Inline; for Smart Printer; 1500 pieces on roll; stretchable 5 - 5.2 mm; plain; snap-on type; white



Item No.: 2009-115/000-002
WMB-Inline; for Smart Printer; 1500 pieces on roll; stretchable 5 - 5.2 mm; plain; snap-on type; yellow

1.1.2.2 Marking strip



Item No.: 2009-110
Marking strips; for Smart Printer; on reel; not stretchable; plain; snap-on type; white

1.1.3 Screwless end stop

1.1.3.1 Mounting accessories



Item No.: 249-117

Screwless end stop; 10 mm wide; for DIN-rail 35 x 15 and 35 x 7.5; gray



Item No.: 249-116

Screwless end stop; 6 mm wide; for DIN-rail 35 x 15 and 35 x 7.5; gray

1.1.4 Terminal blocks

1.1.4.1 Carrier terminal block for modules and plugs



Item No.: 2006-1664

2-conductor carrier terminal block; for DIN-rail 35 x 15 and 35 x 7.5; 6 mm²; Push-in CAGE CLAMP®; 6,00 mm²; blue




Item No.: 2006-1661

2-conductor carrier terminal block; for DIN-rail 35 x 15 and 35 x 7.5; 6 mm²; Push-in CAGE CLAMP®; 6,00 mm²; gray

Installation Notes

Installation



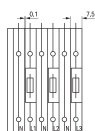
Fuse plug dimensions

Pivoting fuse holder with spare fuse holder

Installation



The end plate ensures that the fuse can only be removed when the fuse plug is pulled out.



Open side of terminal block left

When using 10.4 mm wide plugs, please note:
The extra width of the plug (10.4 mm compared to 7.5 mm for carrier terminal blocks) must be compensated for with intermediate plates (2.9 mm) when building an assembly of carrier terminal blocks equipped with fuse plugs.

Subject to changes. Please also observe the further product documentation!

Current addresses can be found at: www.wago.com