150mA, 100V Dual High Speed Switching Diode

FEATURES

- AEC-Q101 qualified
- Fast switching speed
- Ideal for automated placement
- Moisture sensitivity level: level 1, per J-STD-020
- RoHS Compliant
- Halogen-free

APPLICATIONS

- High-speed switching
- General-purpose switching

KEY PARAMETERS		
PARAMETER	**VALUE**	**UNIT**
I_F	150	mA
V_{RRM}	100	V
I_{FSM}	2	A
$T_{J\ MAX}$	150	°C
V_F at I_F=150mA	1.25	V
Configuration	Dual die	

MECHANICAL DATA

- Case: SOT-323
- Molding compound meets UL 94V-0 flammability rating
- Terminal: Matte tin plated leads, solderable per J-STD-002
- Meet JESD 201 class 2 whisker test
- Weight: 5.00mg (approximately)

PACKAGE: SOT-323	PIN CONFIGURATION	CIRCUIT DIAGRAM
	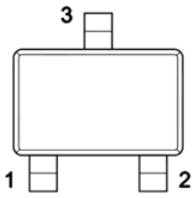	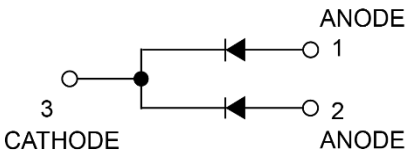

ABSOLUTE MAXIMUM RATINGS (T_A = 25°C unless otherwise noted)				
PARAMETER		**SYMBOL**	**VALUE**	**UNIT**
Power dissipation(1)		P_D	200	mW
Repetitive peak reverse voltage		V_{RRM}	100	V
Forward current		I_F	150	mA
Repetitive peak forward current		I_{FRM}	300	mA
Non-repetitive peak forward surge current	t = 1s	I_{FSM}	1	A
	t = 1μs		2	A
Junction temperature		T_J	-55 to +150	°C
Storage temperature		T_{STG}	-55 to +150	°C

Note:

1. Device mounted on an FR4 Printed-Circuit Board (PCB), single-sided copper, tin-plated and standard footprint

Downloaded from Arrow.com.

THERMAL PERFORMANCE			
PARAMETER	**SYMBOL**	**TYP**	**UNIT**
Junction-to-ambient thermal resistance(1)	$R_{\Theta JA}$	625	°C/W

Thermal Performance Note:

1. Device mounted on an FR4 Printed-Circuit Board (PCB), single-sided copper, tin-plated and standard footprint

ELECTRICAL SPECIFICATIONS (T_A = 25°C unless otherwise noted)

PARAMETER	CONDITIONS	SYMBOL	MIN	TYP	MAX	UNIT
Forward voltage(1)	I_F = 1mA	V_F	-	-	0.715	V
	I_F = 10mA		-	-	0.855	
	I_F = 50mA		-	-	1.000	
	I_F = 150mA		-	-	1.250	
Reverse breakdown voltage	I_R = 100μA	V_{BR}	100	-	-	V
Reverse current(2)	V_R = 75V	I_R	-	-	0.5	μA
	V_R = 75V, T_J = 150°C		-	-	50	μA
Junction capacitance	f = 1MHz, V_R = 0V	C_J	-	-	2	pF
Reverse recovery time	I_F = I_R = 10mA, I_{RR} = 1mA, R_L = 100Ω	t_{rr}	-	-	4	ns

Notes:

1. Pulse test with PW=0.3 ms
2. Pulse test with PW=30 ms

ORDERING INFORMATION

ORDERING CODE	PACKAGE	PACKING
BAV70WH RFG	SOT-323	3,000 / 7” Tape & Reel

Downloaded from Arrow.com.

CHARACTERISTICS CURVES

(T_A = 25°C unless otherwise noted)

Fig.1 Power Dissipation Curve

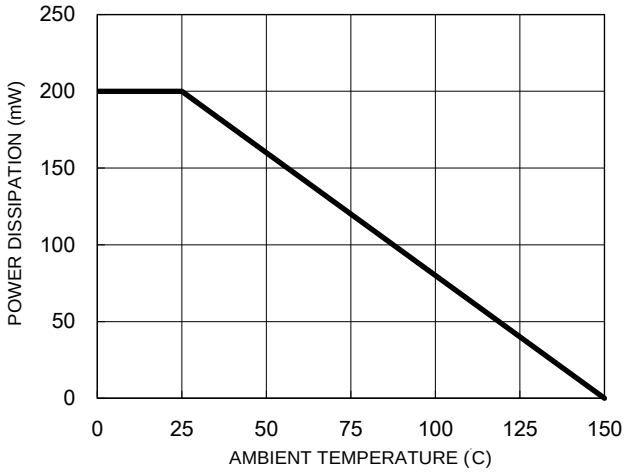

Fig.2 Typical Junction Capacitance

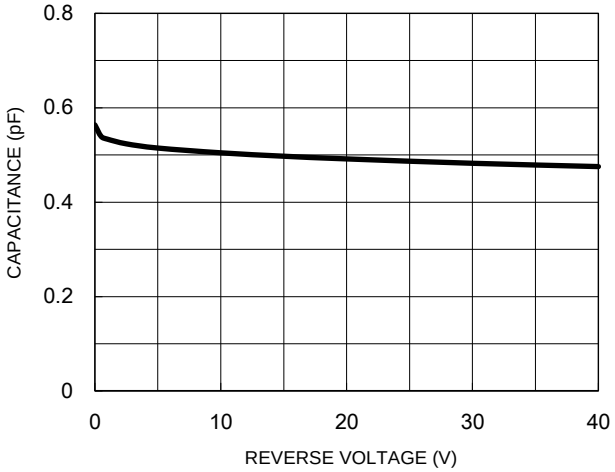

Fig.3 Typical Reverse Characteristics

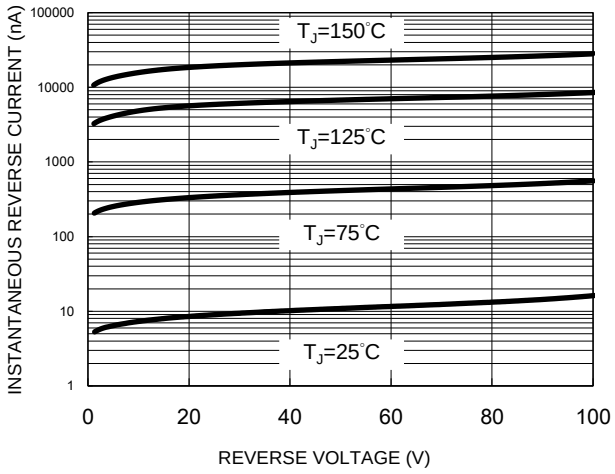

Fig.4 Typical Forward Characteristics

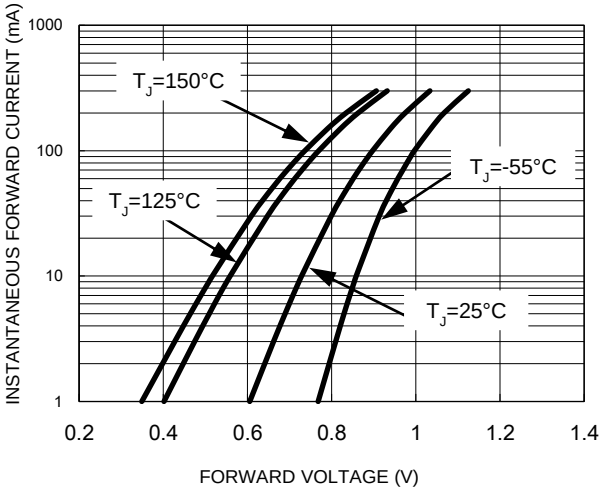

Downloaded from Arrow.com.

PACKAGE OUTLINE DIMENSIONS

SOT-323

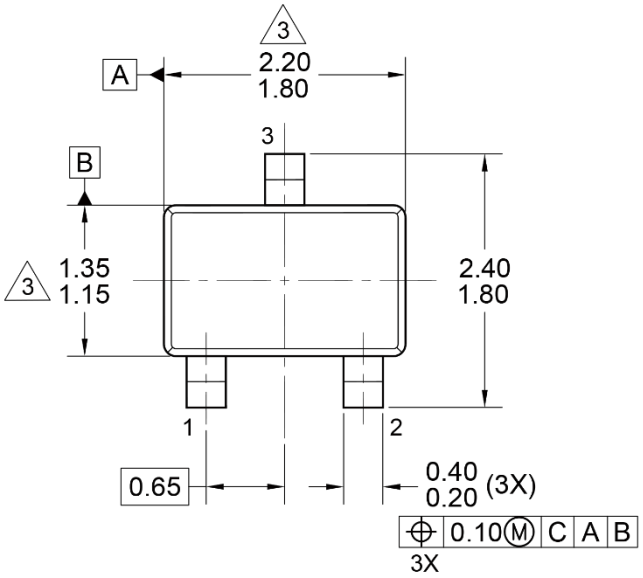

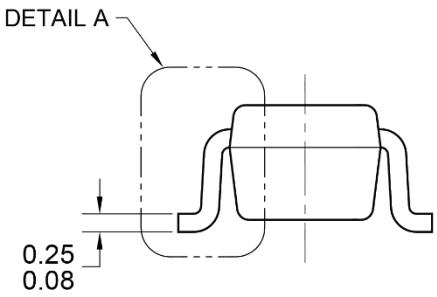

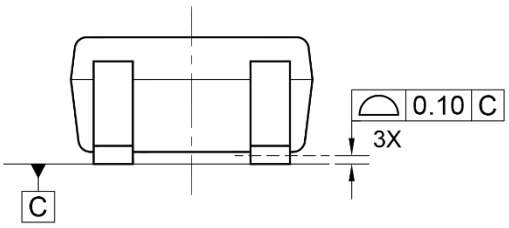

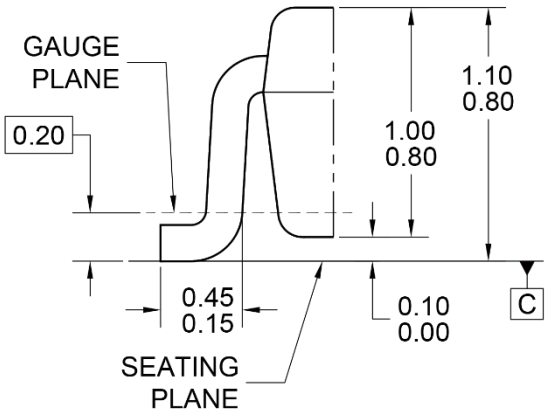

DETAIL A
(SCALE 2:1)

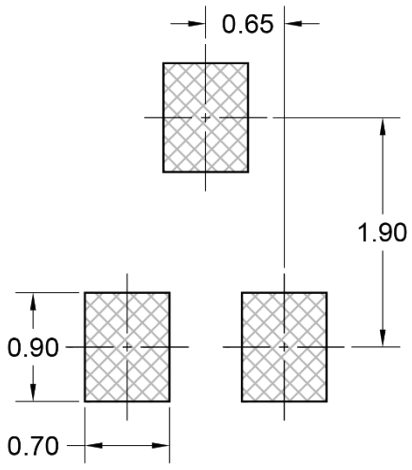

SUGGESTED PAD LAYOUT

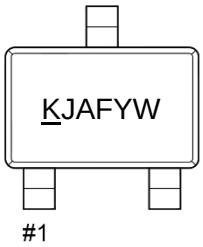

MARKING DIAGRAM

NOTES: UNLESS OTHERWISE SPECIFIED

1. ALL DIMENSIONS ARE IN MILLIMETERS.
2. DIMENSIONING AND TOLERANCING PER ASME Y14.5M-1994.
3. MOLDED PLASTIC BODY DIMENSIONS DO NOT INCLUDE MOLD FLASH, PROTRUSIONS OR GATE BURRS.
4. DWG NO. REF: HQ2SD07-SOT323-098 REV C.

KJA = Device marking
F = Factory code
Y = Year code
W = Bi-Week code (A~Z)

Downloaded from Arrow.com.

Notice

Specifications of the products displayed herein are subject to change without notice. TSC or anyone on its behalf, assumes no responsibility or liability for any errors or inaccuracies.

Purchasers are solely responsible for the choice, selection, and use of TSC products and TSC assumes no liability for application assistance or the design of Purchasers' products.

Information contained herein is intended to provide a product description only. No license, express or implied, to any intellectual property rights is granted by this document. Except as provided in TSC's terms and conditions of sale for such products, TSC assumes no liability whatsoever, and disclaims any express or implied warranty, relating to sale and/or use of TSC products including liability or warranties relating to fitness for a particular purpose, merchantability, or infringement of any patent, copyright, or other intellectual property right.

The products shown herein are not designed for use in medical, life-saving, or life-sustaining applications. Customers using or selling these products for use in such applications do so at their own risk and agree to fully indemnify TSC for any damages resulting from such improper use or sale.

Downloaded from Arrow.com.