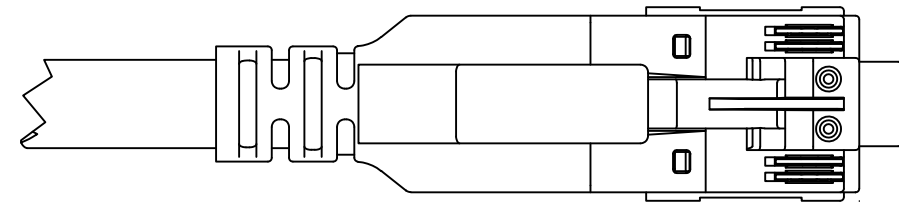
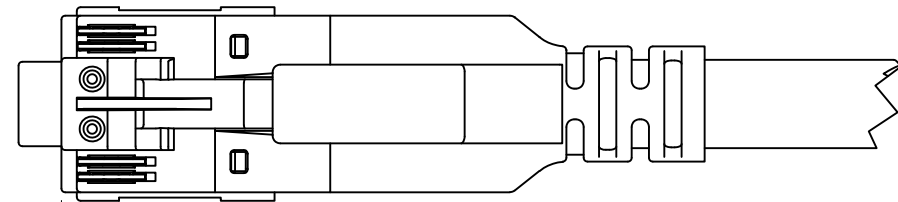


DATE	REV.	ECN	APP'D BY
2-23-15	A2	10264	TRM
2-24-16	A3	10563	TRM
3-1-19	A4	11353	ADB
4-25-19	A5	11373	ADB
8-5-24	A6	12410	GWL

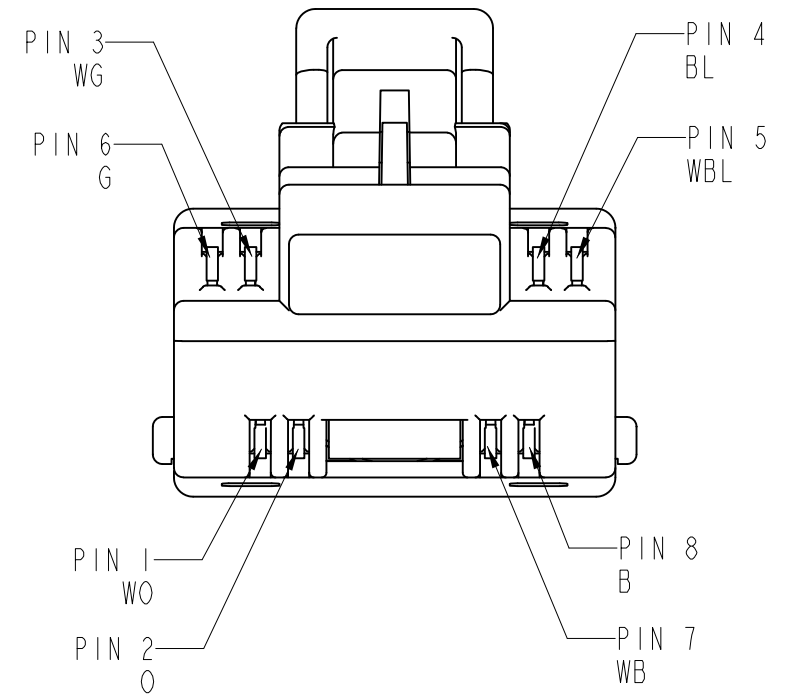
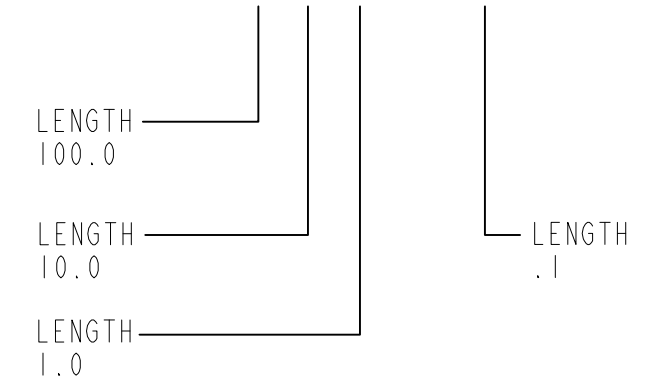
LEFT PLUG: CAT 7a

RIGHT PLUG: CAT 7a

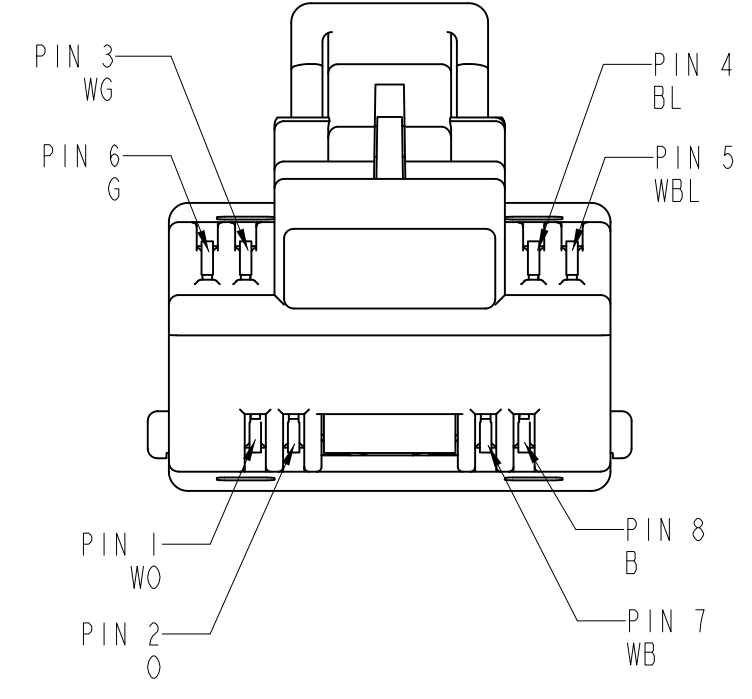


+4 INCH [10.16 CM]
L-.000 [0]

CA77-XXXMX-2



LEFT PLUG WIRING DIAGRAM



RIGHT PLUG WIRING DIAGRAM

STANDARD LENGTHS	PART NUMBER
30 METER	CA77-030M0-2
20 METER	CA77-020M0-2
10 METER	CA77-010M0-2
7 METER	CA77-007M0-2
5 METER	CA77-005M0-2
3 METER	CA77-003M0-2
2 METER	CA77-002M0-2
1 METER	CA77-001M0-2

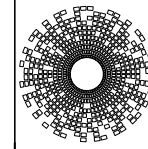
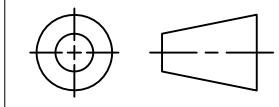
NOTES:

- CABLE CHARACTERISTICS:
 - LSZH JACKET MATERIAL
 - S/FTP PATCH CABLE
 - VOLTAGE RATING: 60 VOLTS

B=BROWN	BL=BLUE
WB=WHITE/BROWN	WBL=WHITE/BLUE
G=GREEN	O=ORANGE
WG=WHITE/GREEN	WO=WHITE ORANGE



THIRD ANGLE PROJECTION



stewart
CONNECTOR
a bel group

11118 Susquehanna Trail South
Glen Rock, PA 17327-9199
(717) 235-7512

<http://www.stewartconnector.com>

DO NOT SCALE DRAWING

DRAWING IS SUBJECT TO CHANGE WITHOUT NOTICE

DIMENSIONS: FEET [METER]

UNLESS OTHERWISE SPECIFIED TOLERANCES ARE ±.005 [0.13] ANGLES ARE ±1°

SHEET NO. 1 OF 1

ARJ45 HS CAT 7a TO CAT 7a STANDARD LENGTH PATCH CORD ASSEMBLY, METER, GREY CABLE

THIS DRAWING AND THE SUBJECT MATTER SHOWN THEREON ARE CONFIDENTIAL AND THE PROPRIETARY PROPERTY OF STEWART CONNECTOR AND SHALL NOT BE REPRODUCED, COPIED, OR USED IN ANY MANNER WITHOUT PRIOR WRITTEN CONSENT OF STEWART CONNECTOR. ONE OR MORE U.S. PATENTS MAY APPLY TO THIS PRODUCT. FOR DETAILS, PLEASE VISIT: [HTTP://BELFUSE.COM/STEWART/STEWART_PATENTS/](http://BELFUSE.COM/STEWART/STEWART_PATENTS/)

DRN BY: SAW	DATE 12/20/06
APPD BY: DHG	DATE 12/20/06
DWG. NO. CTCA77-004	REV. A6