



**ATTENTION**  
OBSERVE PRECAUTIONS  
FOR HANDLING  
ELECTROSTATIC  
DISCHARGE  
SENSITIVE  
DEVICES

Part Number: APFA3210QBDZGSURKC

Blue  
Green  
Hyper Red

### Features

- Low power consumption.
- 3.2mmX1.0mm right angle SMT LED, 1.5mm thickness.
- Wide viewing angle.
- Package : 2000pcs / reel.
- Moisture sensitivity level : level 3
- RoHS compliant.

### Description

The Blue source color devices are made with InGaN Light Emitting Diode.

The Green source color devices are made with InGaN on Sapphire Light Emitting Diode.

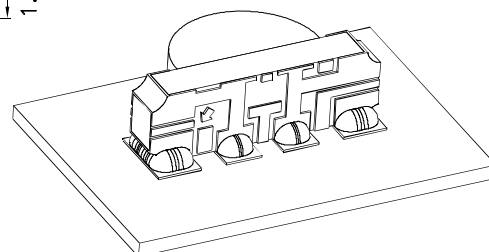
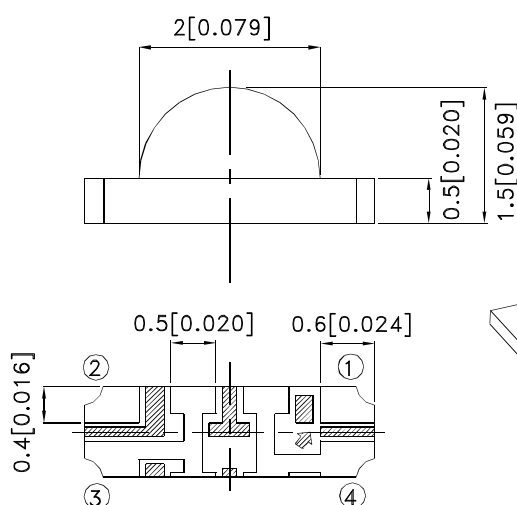
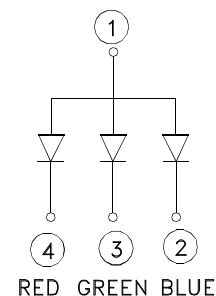
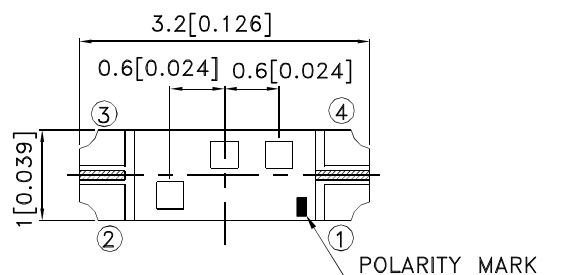
The Hyper Red source color devices are made with Al-GaN on GaAs substrate Light Emitting Diode.

Static electricity and surge damage the LEDs.

It is recommended to use a wrist band or anti-electrostatic glove when handling the LEDs.

All devices, equipment and machinery must be electrically grounded.

### Package Dimensions



#### Notes:

1. All dimensions are in millimeters (inches).
2. Tolerance is  $\pm 0.1$  (0.004") unless otherwise noted.
3. The specifications, characteristics and technical data described in the datasheet are subject to change without prior notice.
4. The device has a single mounting surface. The device must be mounted according to the specifications.



## Selection Guide

Part No.	Dice	Lens Type	Iv (mcd) [2] @ 20mA		Viewing Angle [1]
			Min.	Typ.	2θ1/2
APFA3210QBDZGSURKC	Blue (InGaN)	Water Clear	55	100	130°
	Green (InGaN)		200	400	
	Hyper Red (AlGaInP)		120	220	

Notes:

1. θ1/2 is the angle from optical centerline where the luminous intensity is 1/2 of the optical peak value.
2. Luminous intensity/ luminous Flux: +/-15%.

## Electrical / Optical Characteristics at TA=25°C

Symbol	Parameter	Device	Typ.	Max.	Units	Test Conditions
λpeak	Peak Wavelength	Blue Green Hyper Red	468 515 650		nm	If=20mA
λD [1]	Dominant Wavelength	Blue Green Hyper Red	470 525 630		nm	If=20mA
Δλ1/2	Spectral Line Half-width	Blue Green Hyper Red	25 30 28		nm	If=20mA
C	Capacitance	Blue Green Hyper Red	100 45 35		pF	VF=0V;f=1MHz
VF [2]	Forward Voltage	Blue Green Hyper Red	3.3 3.3 1.95	4 4.1 2.5	V	If=20mA
IR	Reverse Current	Blue Green Hyper Red		50 50 10	uA	VR=5V

Notes:

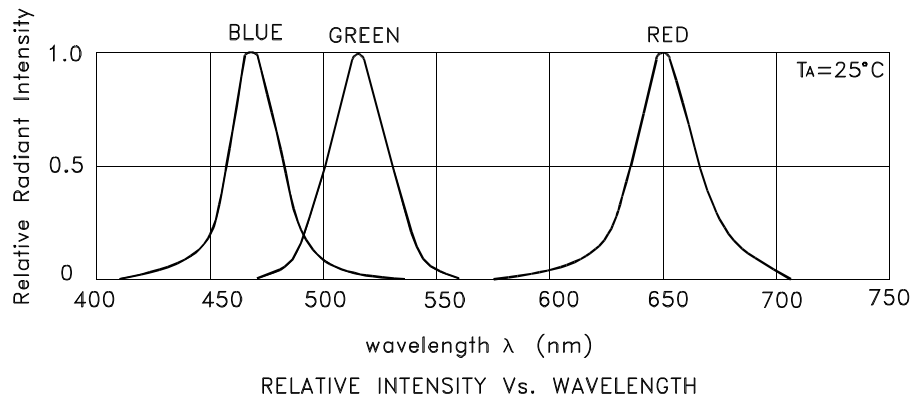
- 1.Wavelength: +/-1nm.
2. Forward Voltage: +/-0.1V.

## Absolute Maximum Ratings at TA=25°C

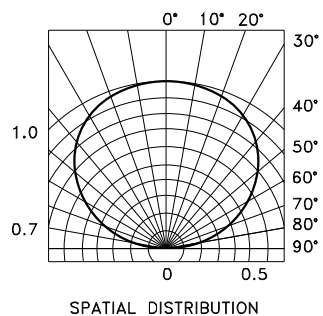
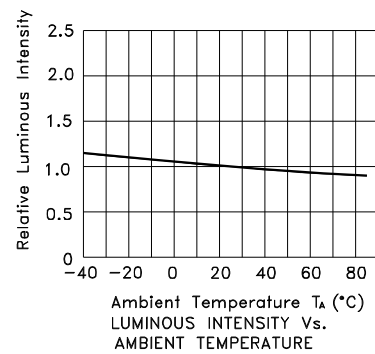
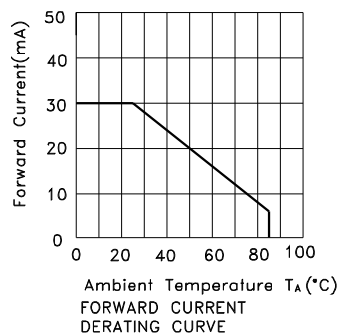
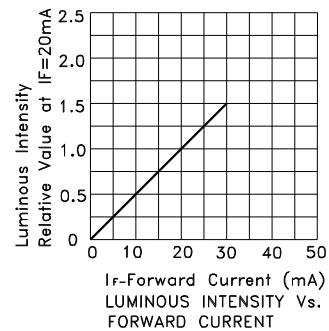
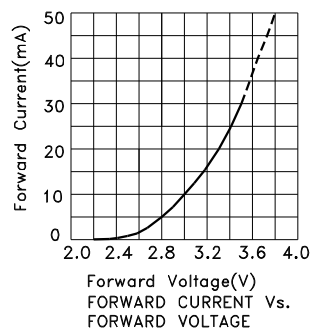
Parameter	Blue	Green	Hyper Red	Units
Power dissipation	120	102.5	75	mW
DC Forward Current	30	25	30	mA
Peak Forward Current [1]	150	150	185	mA
Reverse Voltage	5			V
Operating Temperature	-40°C To +85°C			
Storage Temperature	-40°C To +85°C			

Notes:

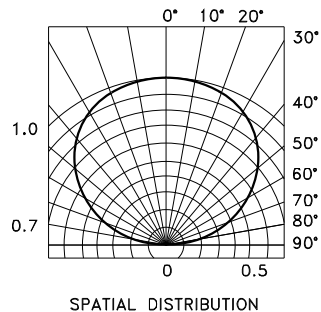
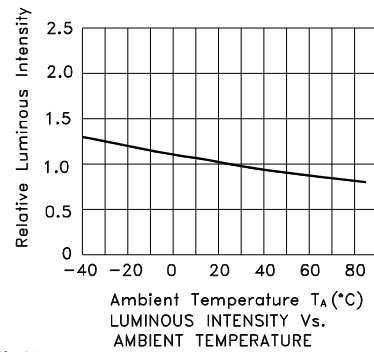
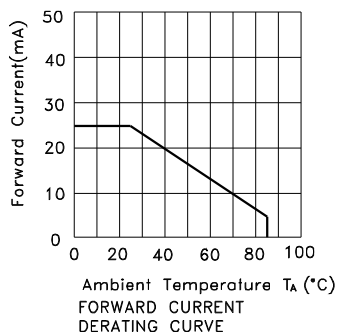
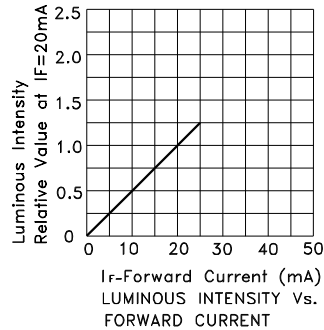
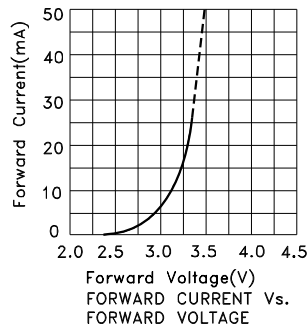
1. 1/10 Duty Cycle, 0.1ms Pulse Width.



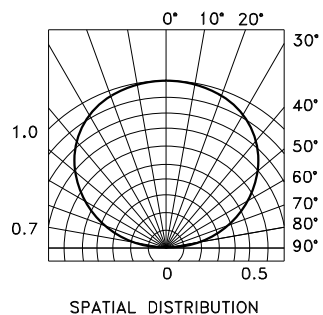
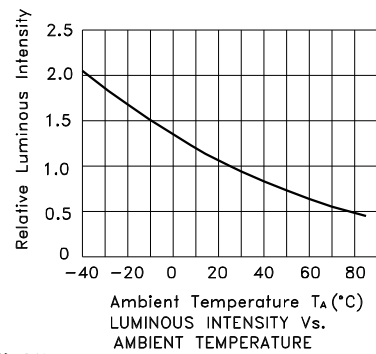
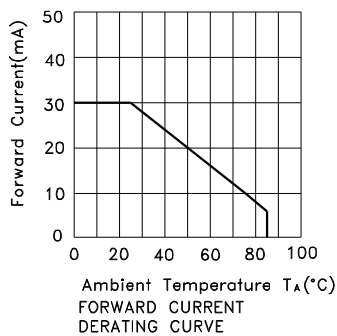
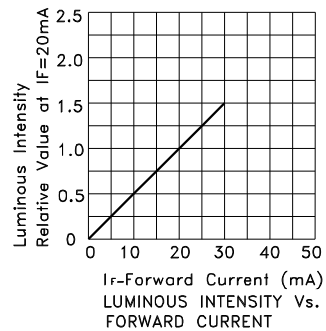
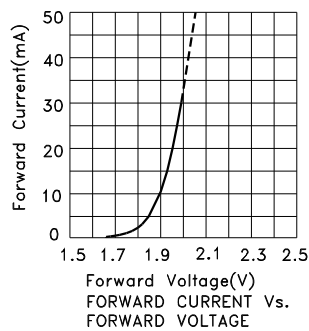
## APFA3210QBDZGSURKC Blue



## Green



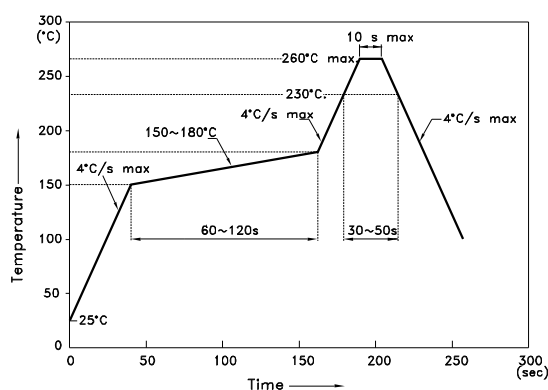
## Hyper Red



APFA3210QBDZGSURKC

**Reflow soldering is recommended and the soldering profile is shown below.**  
**Other soldering methods are not recommended as they might cause damage to the product.**

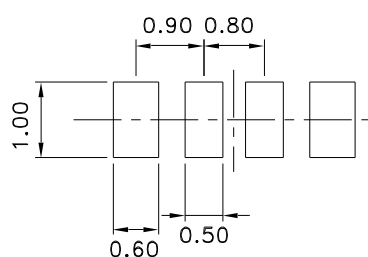
### Reflow Soldering Profile For Lead-free SMT Process.



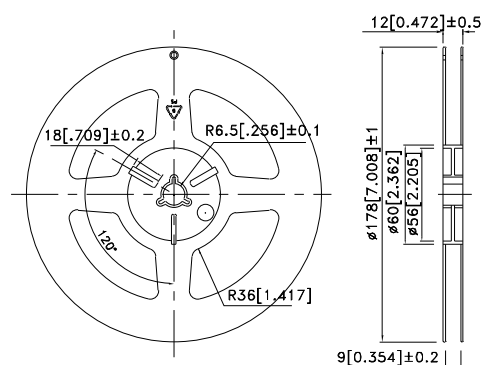
NOTES:

1. We recommend the reflow temperature 245°C(+/-5°C). The maximum soldering temperature should be limited to 260°C.
2. Don't cause stress to the epoxy resin while it is exposed to high temperature.
3. Number of reflow process shall be 2 times or less.

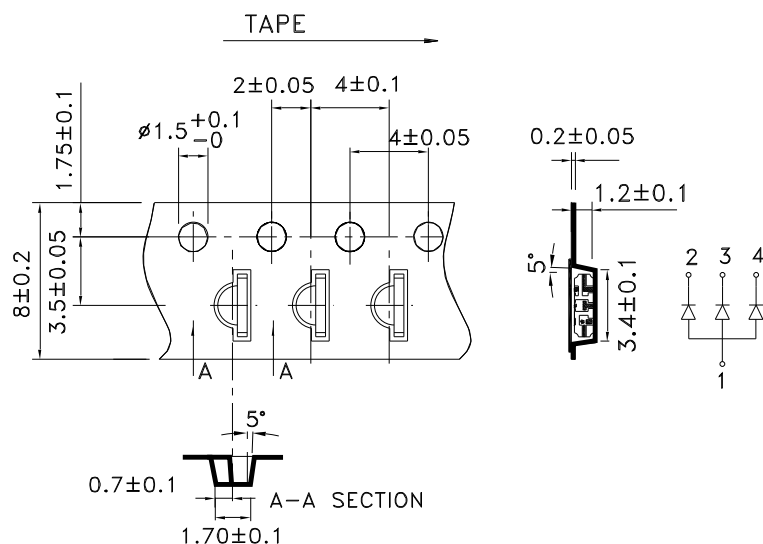
**Recommended Soldering Pattern**  
(Units : mm; Tolerance:  $\pm 0.1$ )



## Reel Dimension

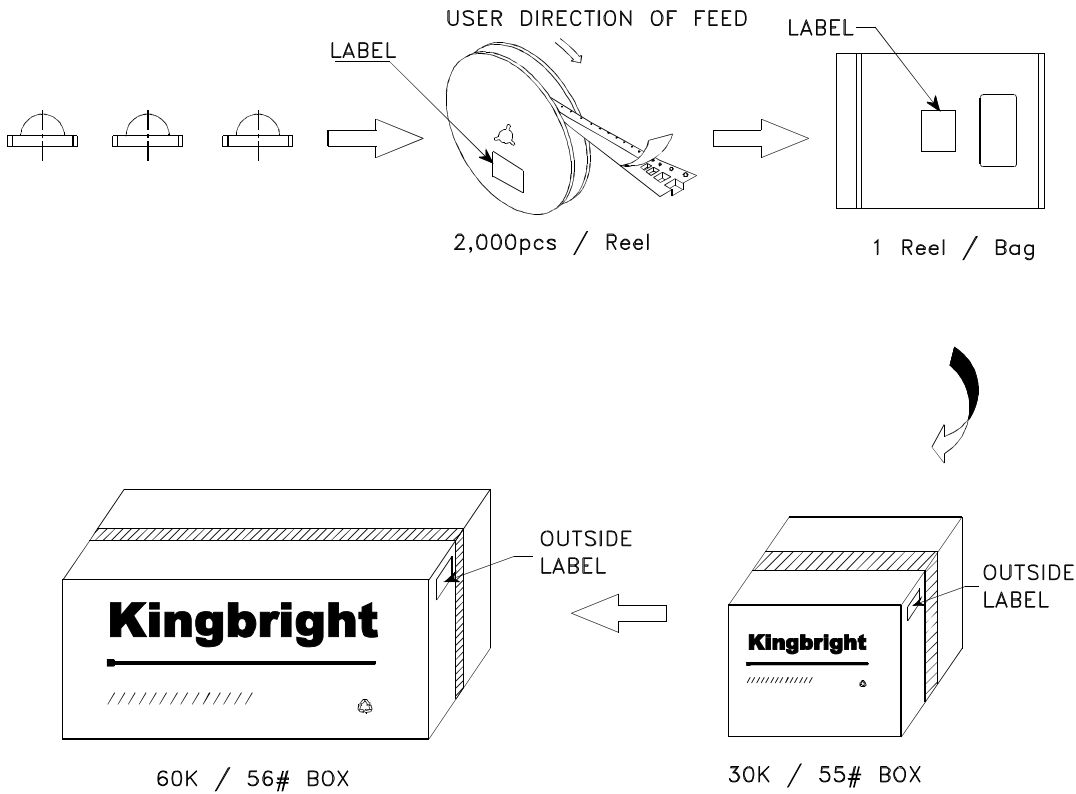



### Tape Dimensions (Units : mm)



## PACKING & LABEL SPECIFICATIONS

APFA3210QBDZGSURKC



<b>Kingbright</b>	
P/N : APFA3210XXX	
QTY: 2,000 pcs	Q.C. <span>Q C</span>
S/N: XXXX	<span>xx xx xxxx</span>
CODE: XXX	<span>PASSED</span>
LOT NO:	
	
RoHS Compliant	