




Connectors > PCB Connectors > Backplane Connectors > High Speed Backplane Connectors



Number of Positions: 144  
Row-to-Row Spacing: 1.8 mm [.071 in]  
Mating Alignment: With  
Mating Alignment Type: Keyed  
Number of Rows: 9

Features

Product Type Features

Connector & Contact Terminates To	Printed Circuit Board
Compatible with PCB Type	Backplane
Connector System	Board-to-Board
PCB Connector Type	PCB Mount Receptacle
Shroud Style	Unshrouded

Configuration Features

Backplane Architecture	Traditional Backplane
Card Slot Centerline	20.3 mm[.8 in]
Number of Positions	144
Number of Rows	9
Number of Columns	16
PCB Mount Orientation	Vertical
Guide Location	Unguided

Signal Characteristics

Number of Differential Pairs per Column	2
Differential Impedance	100 Ω

Contact Features

--	--



Contact Current Rating (Max)	1 A
------------------------------	-----

Termination Features

Termination Method to PCB	Through Hole - Press-Fit
---------------------------	--------------------------

Mechanical Attachment

Mating Alignment	With
Mating Alignment Type	Keyed
Connector Mounting Type	Board Mount

Housing Features

Housing Material	LCP GF
Number of Shrouded Sides	0
Centerline (Pitch)	1.8 mm[.071 in]

Dimensions

Row-to-Row Spacing	1.8 mm[.071 in]
--------------------	-----------------

Usage Conditions

Operating Temperature Range	-55 – 105 °C[-67 – 221 °F]
-----------------------------	----------------------------

Operation/Application

Circuit Application	Power & Signal
---------------------	----------------

Product Compliance

For compliance documentation, visit the product page on TE.com>

EU RoHS Directive 2011/65/EU	Not Compliant
EU ELV Directive 2000/53/EC	Compliant with Exemptions
China RoHS 2 Directive MIIT Order No 32, 2016	Restricted Materials Above Threshold
EU REACH Regulation (EC) No. 1907/2006	Current ECHA Candidate List: JAN 2025 (247) Candidate List Declared Against: JAN 2025 (247) SVHC > Threshold: Pb (13% in 4690948374) <b>Article Safe Usage Statements:</b> Do not eat, drink or smoke when using this product. Wash thoroughly after handling. Recycle if possible and dispose of the article by following all applicable governmental regulations relevant to your geographic location.
Halogen Content	Low Halogen - Br, Cl, F, I < 900 ppm per homogenous material. Also BFR/CFR/PVC Free
Solder Process Capability	Not applicable for solder process capability




Product Compliance Disclaimer

This information is provided based on reasonable inquiry of our suppliers and represents our current actual knowledge based on the information they provided. This information is subject to change. The part numbers that TE has identified as EU RoHS compliant have a maximum concentration of 0.1% by weight in homogenous materials for lead, hexavalent chromium, mercury, PBB, PBDE, DBP, BBP, DEHP, DIBP, and 0.01% for cadmium, or qualify for an exemption to these limits as defined in the Annexes of Directive 2011/65/EU (RoHS2). Finished electrical and electronic equipment products will be CE marked as required by Directive 2011/65/EU. Components may not be CE marked. Additionally, the part numbers that TE has identified as EU ELV compliant have a maximum concentration of 0.1% by weight in homogenous materials for lead, hexavalent chromium, and mercury, and 0.01% for cadmium, or qualify for an exemption to these limits as defined in the Annexes of Directive 2000/53/EC (ELV). Regarding the REACH Regulation, the information TE provides on SVHC in articles for this part number is based on the latest European Chemicals Agency (ECHA) ‘Guidance on requirements for substances in articles’ posted at this URL: <https://echa.europa.eu/guidance-documents/guidance-on-reach>

Compatible Parts



TE Part # 2000713-1  
RA Keyed Guide Mod, Vita 46,  
Machined




TE Part # 2302785-1  
RA PLUG ASSY,7ROW,CENTER,VPX,  
MG RT3



TE Part # 2000676-1  
Keyed Guide Pin, Machined, Vita 46


Also in the Series | MULTIGIG RT 3



Backplane Power Connectors(10)



Coax Connectors(6)



High Speed Backplane Connectors(29)



PCB RF Modules(1)

Customers Also Bought




TE Part #2000676-2  
Keyed Guide Pin, Machined, Vita 46




TE Part #2102735-1  
BP, Half Left End, MULTIGIG RT 2R




TE Part #2102772-1  
DC, 7Row, Half Left End, MULTIGIG  
RT 2R



TE Part #2302788-1  
VERTRECASSY,LEFTEND, HALF,  
MGRT3




TE Part #2302791-1  
VERTRECCASSY,CENTER,RTM,  
MULTIGIG RT3



TE Part #2313238-1  
VERTRECCASSY,J0/J1A,MULTIGIG RT3



TE Part #2313441-1  
MULTIBEAM,VERT ASSY,VITA 62.2,  
PRSSFIT



TE Part #2332816-1  
RA Plug Assy Left End Multigig RT 3



TE Part #2364030-1  
VERTRECCASSY,RIGHTEND,MULTIGIG  
RT3(Sn/Pb)



TE Part #5646362-1  
2MM HM ASY,T-D,HDR,8R,128P

Documents

Product Drawings

VERTRECCASSY,CENTER,MULTIGIG RT3

English

CAD Files

3D PDF

3D

Customer View Model

ENG\_CVM\_CVM\_2302789-1\_3.2d\_dxf.zip

English

Customer View Model

ENG\_CVM\_CVM\_2302789-1\_3.3d\_igs.zip

English

Customer View Model

ENG\_CVM\_CVM\_2302789-1\_3.3d\_stp.zip

English

By downloading the CAD file I accept and agree to the [Terms and Conditions](#) of use.

Datasheets & Catalog Pages

SOSA Aligned Interconnect Solutions

English

MULTIGIG RT 3 and RT 2-S Connectors

English

Product Specifications

Application Specification

English

2302789-1

144 Position High Speed Backplane Connector, 9 Row, 16 Column, PCB Mount  
Receptacle, Vertical, Unshrouded, 1.8 mm [.071 in] Centerline, MULTIGIG RT 3

