

© images are CC BY 2.0



Spectacle Light Board

DEV-14052

DESCRIPTION

DOCUMENTS

The Spectacle Light Board allows you to add some fairly complex lighting effects to your Spectacle projects in a streamlined manner. Each has connections for you to add addressable LEDs as well as an external power connector. Designed to make it easy to add relatively complex lighting effects to your Spectacle projects, the Spectacle Light Board integrates with the rest of the Spectacle ecosystem to allow you to control lighting effects with ease and comfort.

The Light Board is equipped with two 3.5mm TRRS jacks for Spectacle control signals from a [Director Board](#). The one labeled "In" should be plugged into a board that is closer to the Director Board than the Light Board is, or into the Director Board itself. Make sure to pay attention to the directionality of the jacks, as they will dictate how your Spectacle modules speak with one another and with the Director Board. As with every other Spectacle module, you will need the Director Board to operate any Spectacle project.

Additionally, the Spectacle Light Board supports up to three strands of addressable LEDs, with each strand supporting up to 60 individual pixels. Simply utilize the 3-pin JST ports on the Light Board as well as a [JST to JST-SM wire](#), and you will be ready to light up any project!

We have written an in-depth [User's Guide](#) and [Light Board Hookup Guide](#) to help direct you through each step of setting up this and any board in the Spectacle product line. You will be surprised by how easy and quick it is to make yourself into a Spectacle!

Spectacle is a product ecosystem centered around a simple idea: creative people shouldn't have to learn new skills to use electronics in their projects. You've spent years developing the skills you use, and SparkFun wants to recognize that and help you expand your creations to include electronics without requiring you to spend years learning about electronics and programming.

Note: Not all types of addressable LEDs are compatible with the Spectacle Light Board. If you have questions about whether or not a particular type of LED strip is compatible with the Light Board, [contact SparkFun technical support](#).

[SPECTACLE USER'S GUIDE](#)

[SPECTACLE PROGRAMMER](#)

[GET STARTED WITH THE LIGHT BOARD](#)

Tags

3.5MM

ADDRESSABLE

DEVELOPMENT

LED

LED DRIVER

SPECTACLE


Spectacle Light Board Product Help and Resources

TUTORIALS

VIDEOS

SKILLS NEEDED





Spectacle User's Guide

MAY 4, 2017

The Spectacle system is designed to help those without electronics or programming experience integrate electronics into projects.



Spectacle Light and Sound Kit Hookup Guide

MAY 4, 2017

All the information you need to use the Spectacle Light and Sound Kit in one place.



Spectacle Light Kit Hookup Guide

MAY 4, 2017

All the information you need to use the Spectacle Light Kit in one place.



Spectacle Light Board Hookup Guide

MAY 4, 2017

All the information you need to use the Spectacle Light Board in one place.

COMMENTS 0

REVIEWS 0

Customer Comments

[Log in](#) or [register](#) to post comments.





SUBSCRIBE TO NEWSLETTER

In 2003, CU student Nate Seidle blew a power supply in his dorm room and, in lieu of a way to order easy replacements, decided to start his own company. Since then, SparkFun has been committed to sustainably helping our world achieve electronics literacy from our headquarters in Boulder, Colorado.

No matter your vision, SparkFun's products and resources are designed to make the world of electronics more accessible. In addition to over 2,000 open source components and widgets, SparkFun offers curriculum, training and online tutorials designed to help demystify the wonderful world of embedded electronics. We're here to help you start something.

About Us

[About SparkFun](#)
[SparkFun Education](#) 
[Feeds](#) 
[Jobs](#)
[Contact](#)

Programs

[Become a Community Partner](#)
• [Community Stories](#)
[Custom Kit Requests](#)
[Tell Us About Your Project](#)
[Sell Your Widget on SparkFun](#)
[Become a SparkFun Distributor](#)
[Large Volume Sales](#)

Help

[Customer Service](#)
[Shipping](#)
[Return Policy](#)
[FAQ](#)
[Chat With Us](#)

Community

[Forum](#)
[SparkFun IRC Channel](#)
[Take the SparkFun Quiz](#)
[SparkFun Kickstarter Projects](#)
[Distributors](#)

What's on your mind?

For which department?

General

Please include your email address if you'd like us to respond to a specific question.

 email address

SUBMIT

SparkFun Electronics ® / [Niwot, Colorado](#) / [Customer Service](#) / [Site Map](#) / [Terms of Service](#) / [Privacy Policy](#)

Questions? Feedback? powered by [Olark live chat software](#)