

SLF12565T-101M1R6-H



Applications	Automotive Grade
Feature	AEC-Q200
	Wire Wound
	Magnetic Shield
	Ferrite Core
Series   Type	SLF-H
Status	EOL announced
	Recommended Alternate Part No. : None
	Discontinue Issue Date : May.14, 2024
	Last Purchase Order Date : Mar.31, 2026
Brand	Last Shipment Date : Dec.31, 2026
	TDK



Size	
Length(L)	12.50mm ±0.30mm
Width(W)	12.50mm ±0.30mm
Thickness   Height	6.50mm ±0.35mm
Recommended Land Pattern (A)	2.60mm Nom.
Recommended Land Pattern (B)	8.50mm Nom.
Recommended Land Pattern (C)	3.20mm Nom.

Electrical Characteristics	
Inductance	100μH ±20% at 1kHz
Rated Current (L Change) [Typ.]	
Rated Current (L Change) [Max.]	1.6A (10% Down)
Rated Current (Temperature Rise) [Typ.]	1.9A (40°C Rise)
Rated Current (Temperature Rise) [Max.]	
DC Resistance [Typ.]	123mΩ
DC Resistance [Max.]	147.6mΩ
Rated Voltage [Max.]	
Self Resonant Frequency [Min.]	
Self Resonant Frequency [Typ.]	
Q [Min.]	
Q [Typ.]	

Other	
Operating Temp. Range	-40 to 125°C (Including Self-Temp. Rise)

! Images are for reference only and show exemplary products.  
! This PDF document was created based on the data listed on the TDK Corporation website.  
! All specifications are subject to change without notice.

SLF12565T-101M1R6-H

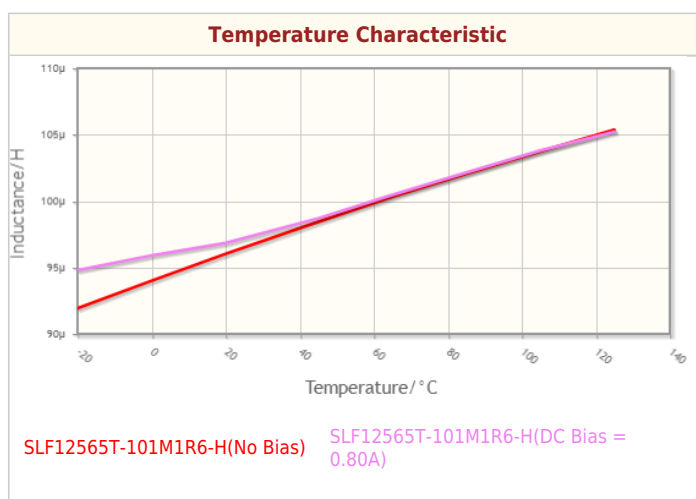
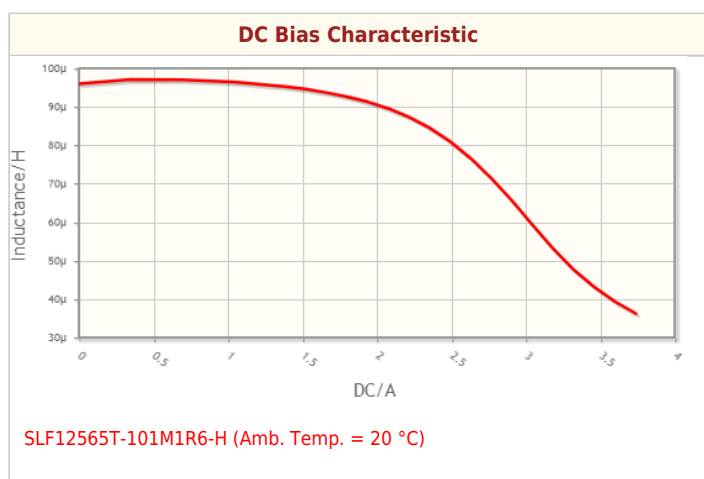
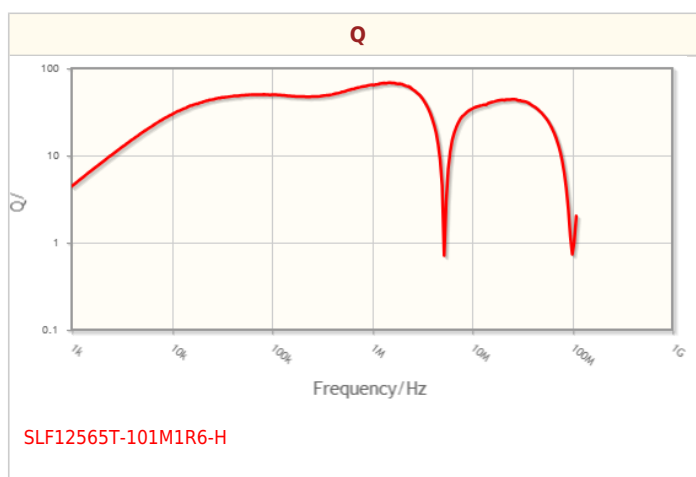
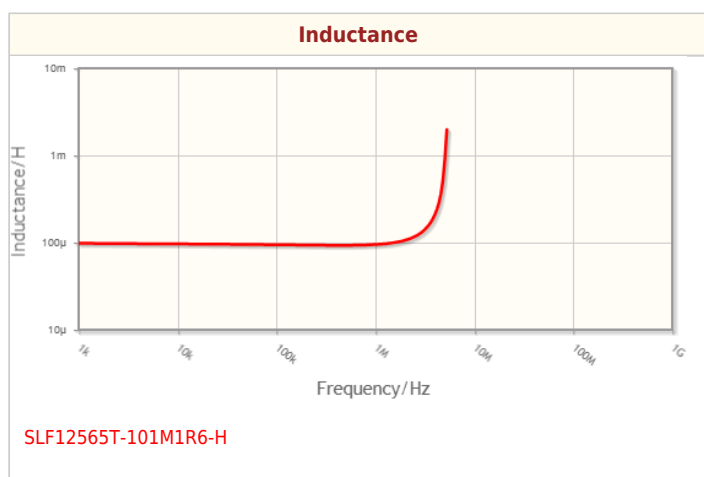
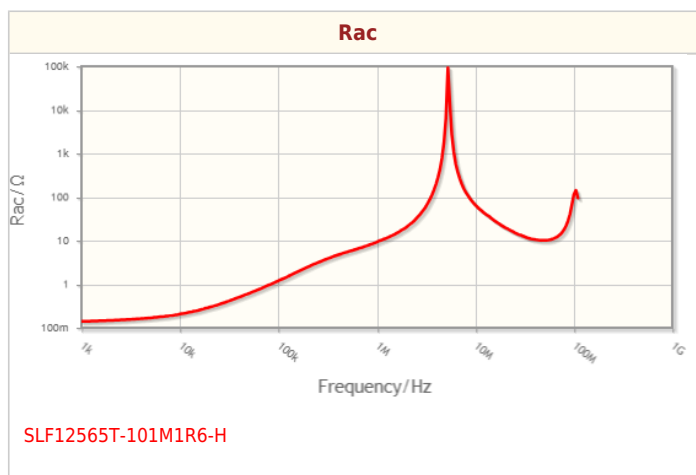
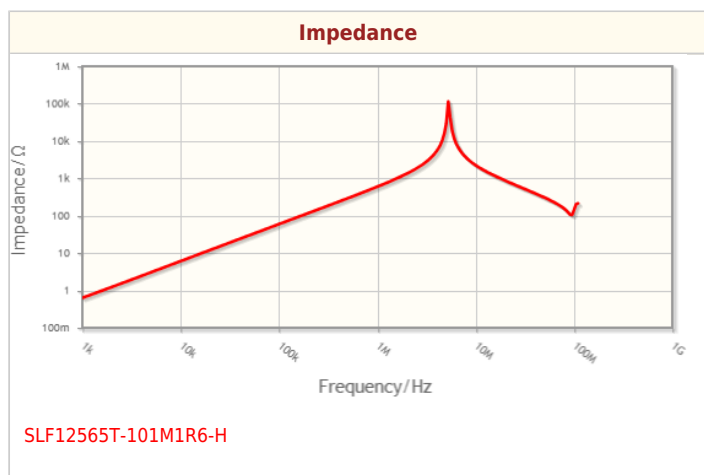


Soldering Method	Reflow Iron Soldering
AEC-Q200	YES
Packing	Embossed (Plastic)Taping [330mm Reel, Tape width 24mm]
Package Quantity	500pcs
Weight	3.1g

SLF12565T-101M1R6-H



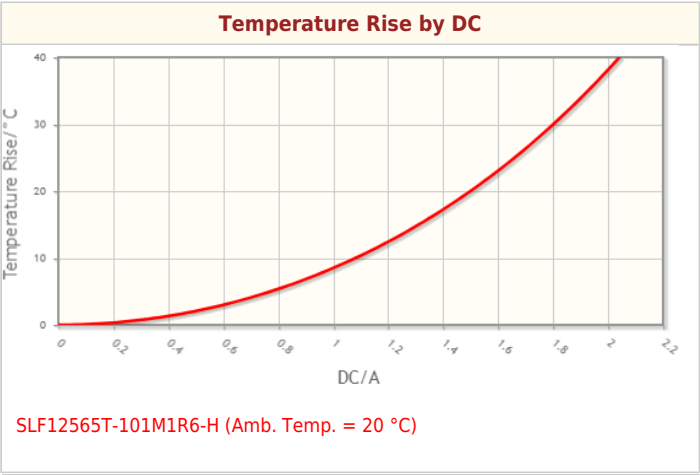
## Characteristic Graphs(This is reference data, and does not guarantee the products characteristics.)



SLF12565T-101M1R6-H



# Characteristic Graphs(This is reference data, and does not guarantee the products characteristics.)



SLF12565T-101M1R6-H



# Associated Images

