OSRAM SFH 4256

Datasheet

Discontinued

Published by ams-OSRAM AG
Tobelbader Strasse 30, 8141 Premstaetten, Austria
Phone +43 3136 500-0
ams-osram.com
© All rights reserved

Downloaded from Arrow.com.

SIDELED™

SFH 4256

Infrared Emitter (850 nm)

Applications

- Access control & security
- Appliances & tools
- Display management
- Eye, face and hand tracking
- Factory automation
- Home & building automation

Features

- Package: clear epoxy
- Corrosion Robustness Class: 3B
- Qualifications: AEC-Q102 Qualified
- ESD: 2 kV acc. to ANSI/ESDA/JEDEC JS-001 (HBM, Class 2)
- Short switching times

Discontinued

Downloaded from Arrow.com.

Ordering Information

Type	Radiant intensity [1)2)] I_F = 70 mA; t_p = 20 ms I_e	Radiant intensity [1)] typ. I_F = 70 mA; t_p = 20 ms I_e	Ordering Code
SFH 4256	7.1 ... 28.0 mW/sr	13 mW/sr	Q65111A3182
SFH 4256-R	11.2 ... 18.0 mW/sr	13 mW/sr	Q65111A9682

Discontinued

Downloaded from Arrow.com.

Maximum Ratings

T_A = 25 °C

Parameter	Symbol		Values
Operating temperature	T_{op}	min. max.	-40 °C 100 °C
Storage temperature	T_{stg}	min. max.	-40 °C 100 °C
Junction temperature	T_j	max.	100 °C
Forward current	I_F	max.	70 mA
Forward current pulsed t_p ≤ 100 µs; D ≤ 0.005	$I_{F\ pulse}$	max.	0.7 A
Reverse voltage [3)]	V_R	max.	5 V
Power consumption	P_{tot}	max.	140 mW
ESD withstand voltage acc. to ANSI/ESDA/JEDEC JS-001 (HBM, Class 2)	V_{ESD}	max.	2 kV

Discontinued

Downloaded from Arrow.com.

Characteristics

I_F = 70 mA; t_p = 20 ms; T_A = 25 °C

Parameter	Symbol		Values
Peak wavelength	λ_{peak}	typ.	860 nm
Centroid wavelength	$\lambda_{centroid}$	typ.	850 nm
Spectral bandwidth at 50% $I_{rel,max}$ (FWHM)	$\Delta\lambda$	typ.	30 nm
Half angle	φ	typ.	60 °
Dimensions of active chip area	L x W	typ.	0.2 x 0.2 mm x mm
Rise time (10% / 90%) R_L = 50 Ω	t_r	typ.	12 ns
Fall time (10% / 90%) R_L = 50 Ω	t_f	typ.	12 ns
Forward voltage [4]	V_F	typ. max.	1.6 V 2 V
Forward voltage [4] I_F = 500 mA; t_p = 100 µs	V_F	typ. max.	2.4 V 3 V
Reverse current [3] V_R = 5 V	I_R	typ. max.	0.01 µA 10 µA
Radiant intensity [1] I_F = 500 mA; t_p = 25 µs	I_e	typ.	80 mW/sr
Total radiant flux [5]	Φ_e	typ.	40 mW
Temperature coefficient of voltage	TC_V	typ.	-0.7 mV / K
Temperature coefficient of brightness	TC_I	typ.	-0.5 % / K
Temperature coefficient of wavelength	TC_λ	typ.	0.3 nm / K
Thermal resistance junction solder point real [6]	$R_{thJS\ real}$	max.	280 K / W
Thermal resistance junction ambient real [7]	R_{thJA}	max.	500 K / W

Discontinued

Downloaded from Arrow.com.

Brightness Groups

T_A = 25 °C

Group	Radiant intensity [1)2)] I_F = 70 mA; t_p = 20 ms min. I_e	Radiant intensity [1)2)] I_F = 70 mA; t_p = 20 ms max. I_e
Q	7.1 mW/sr	11.2 mW/sr
R	11.2 mW/sr	18.0 mW/sr
S	18.0 mW/sr	28.0 mW/sr

Only one group in one packing unit (variation lower 2:1)

Discontinued

Downloaded from Arrow.com.

Relative Spectral Emission [8], [9]

$I_{e,rel} = f(\lambda)$; $I_F = 70$ mA; $t_p = 20$ ms

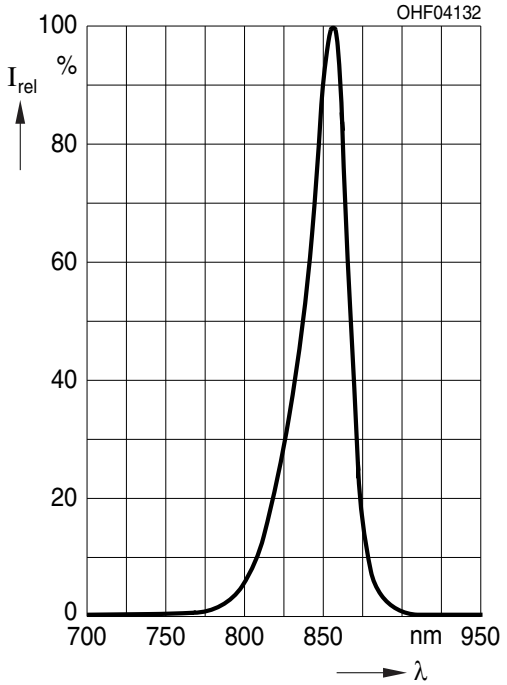

Radiation Characteristics [8], [9]

$I_{e,rel} = f(\varphi)$

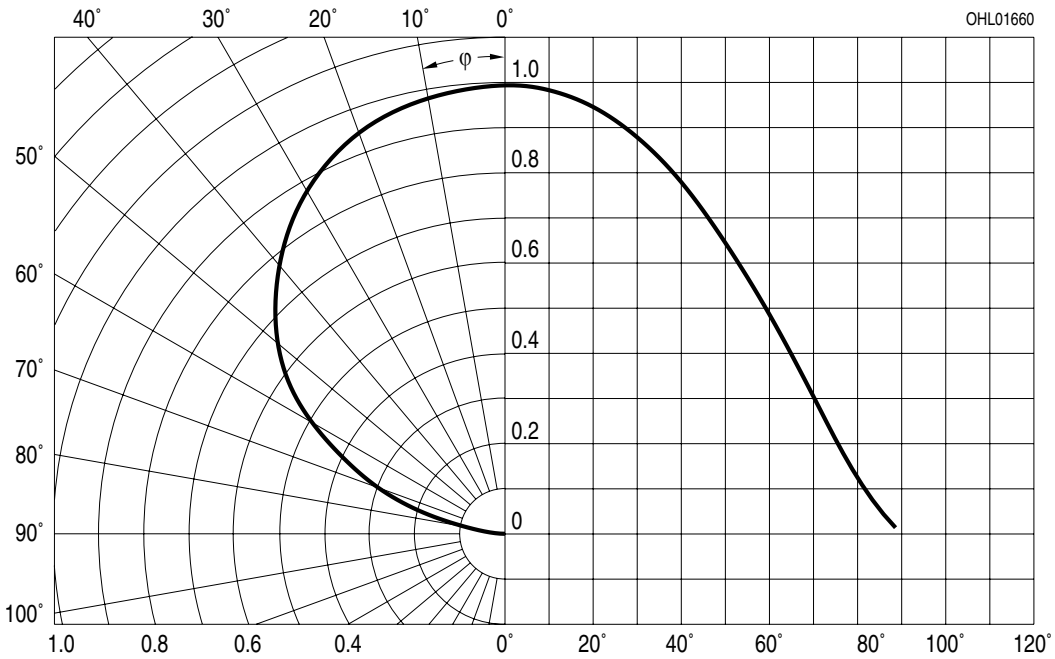

Discontinued

Downloaded from Arrow.com.

Forward current [8], [9]

$I_F = f(V_F)$; t_p = 100 µs

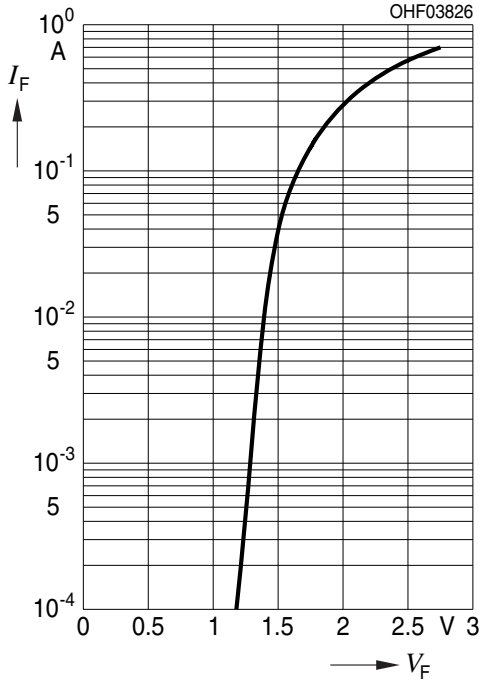

Relative Radiant Intensity [8], [9]

$I_e/I_e(70mA) = f(I_F)$; t_p = 25 µs

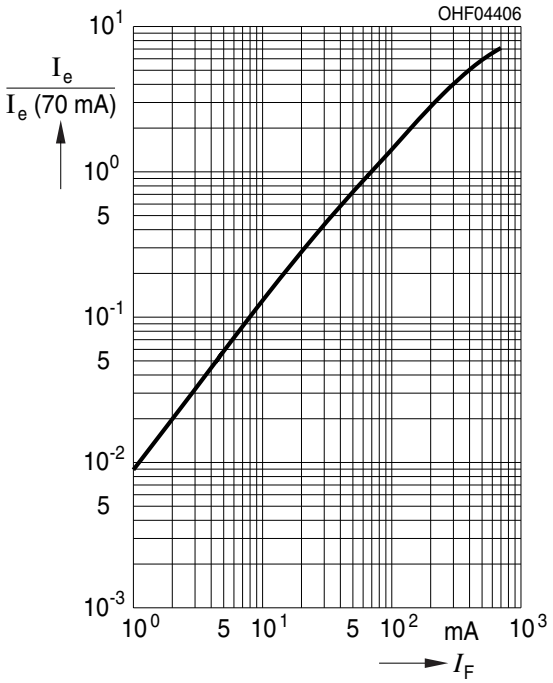

Max. Permissible Forward Current

$I_F = f(T_A)$; Rth_{ja} = 500 K / W

Permissible Pulse Handling Capability

$I_F = f(t_p)$; duty cycle D = parameter; T_A = 25°C

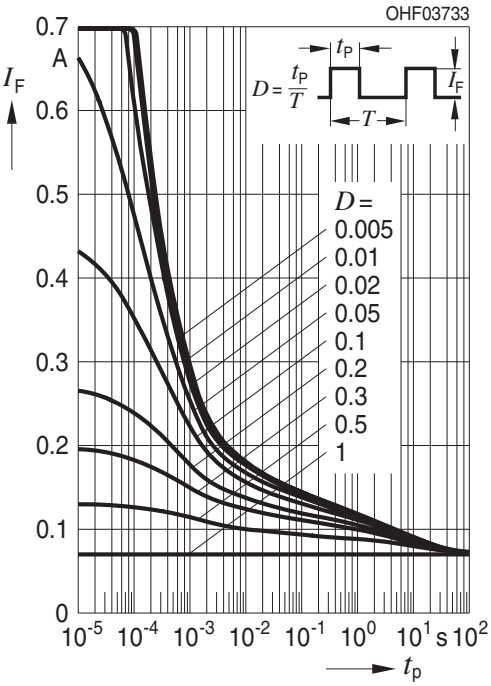

Discontinued

Downloaded from Arrow.com.

Permissible Pulse Handling Capability

$I_F = f(t_p)$; duty cycle D = parameter; T_A = 85°C

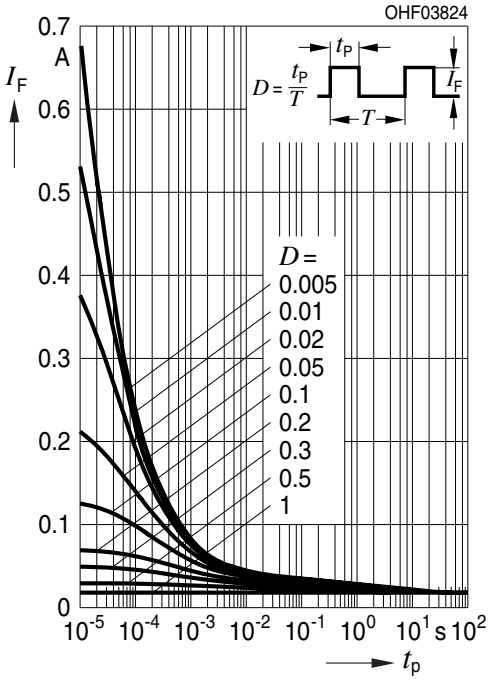

Discontinued

Downloaded from Arrow.com.

Dimensional Drawing [10)]

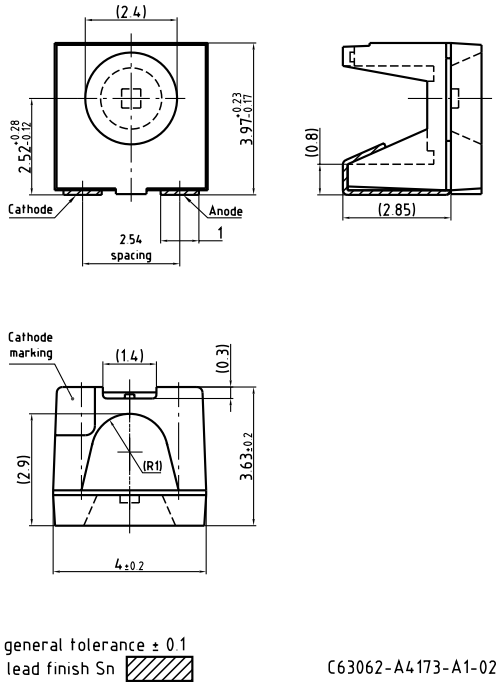

Further Information:

Approximate Weight: 76.0 mg

Package marking: Cathode

Corrosion test: Class: 3B
Test condition: 40°C / 90 % RH / 15 ppm H_2S / 14 days (stricter than IEC 60068-2-43)

Discontinued

Downloaded from Arrow.com.

Recommended Solder Pad [10)]

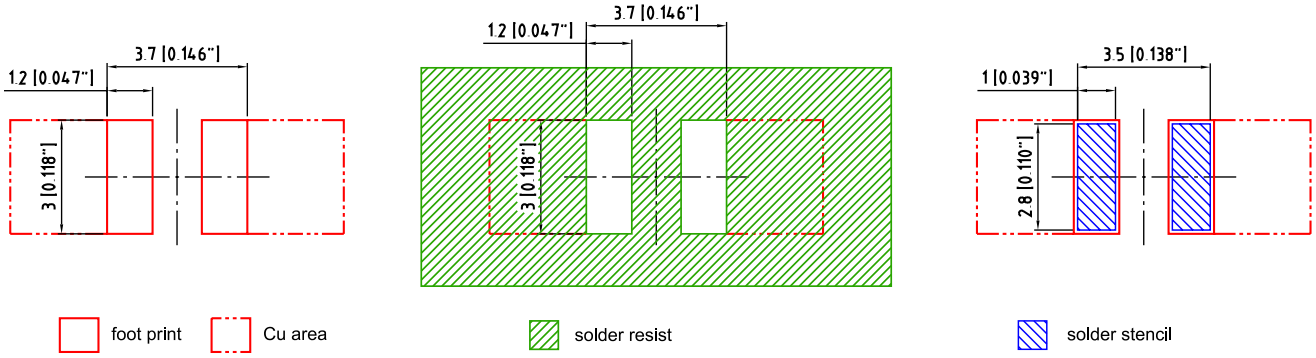

Component Location on Pad

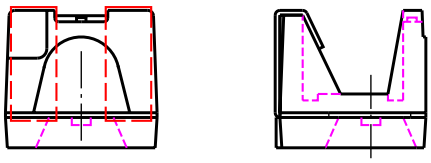

E062.3010.151 -01

Discontinued

Downloaded from Arrow.com.

Reflow Soldering Profile

Product complies to MSL Level 2 acc. to JEDEC J-STD-020E

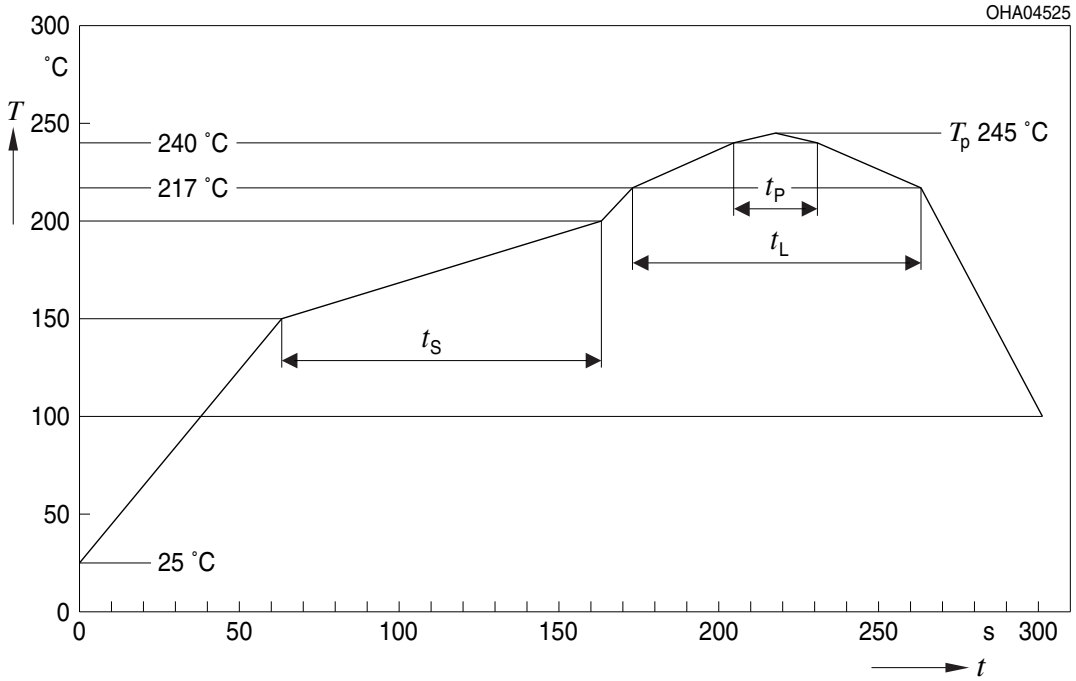

Taping [10)]

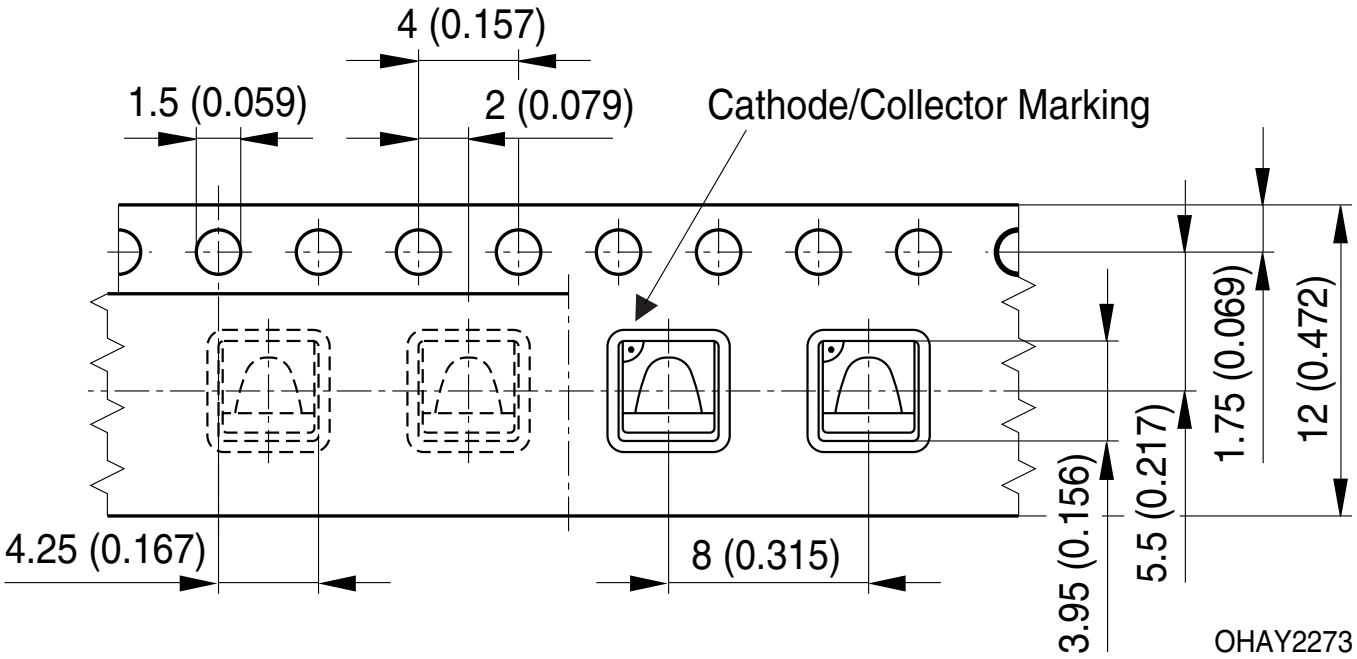

Discontinued

Downloaded from Arrow.com.

Tape and Reel [11)]

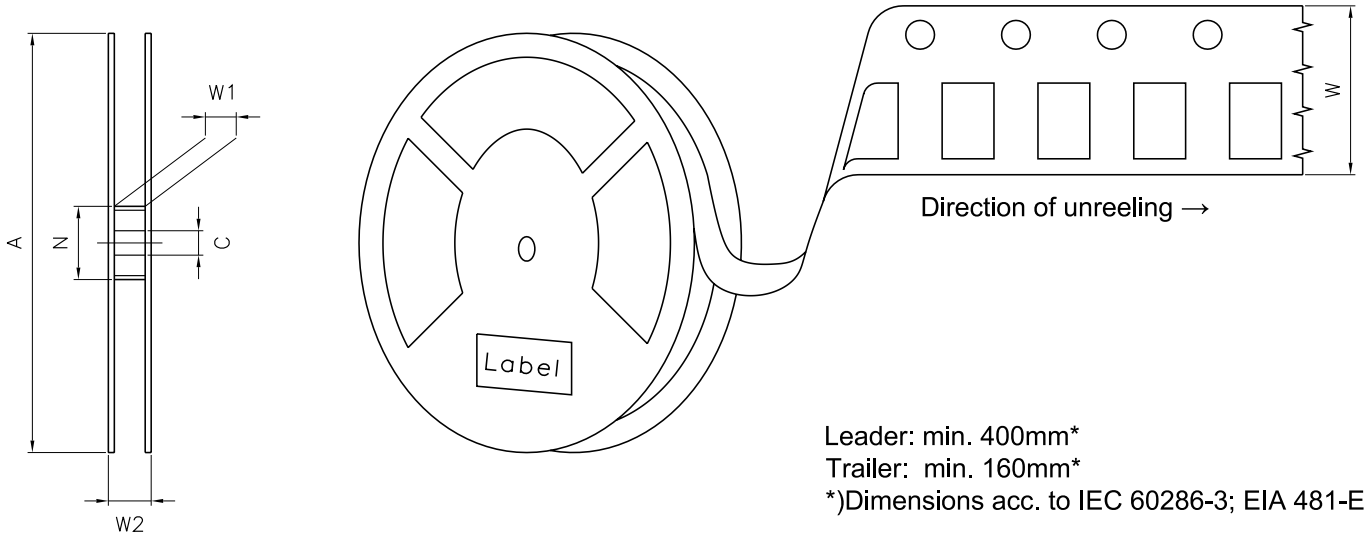

Leader: min. 400mm*
Trailer: min. 160mm*
*)Dimensions acc. to IEC 60286-3; EIA 481-E

Reel Dimensions

A	W	N_{min}	W_1	$W_{2\,max}$	Pieces per PU
330 mm	12 + 0.3 / - 0.1 mm	60 mm	12.4 + 2 mm	18.4 mm	2000

Discontinued

Downloaded from Arrow.com.

Barcode-Product-Label (BPL)

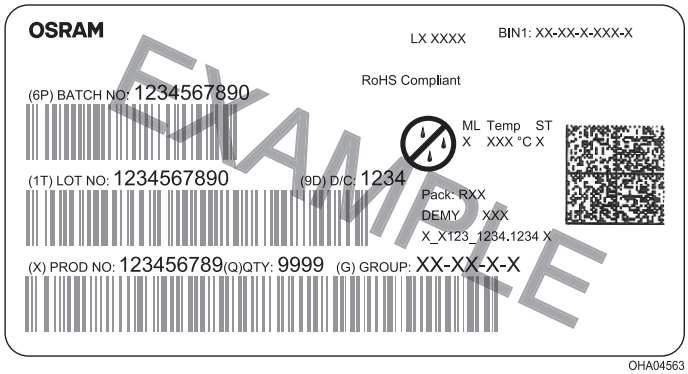

Dry Packing Process and Materials [10)]

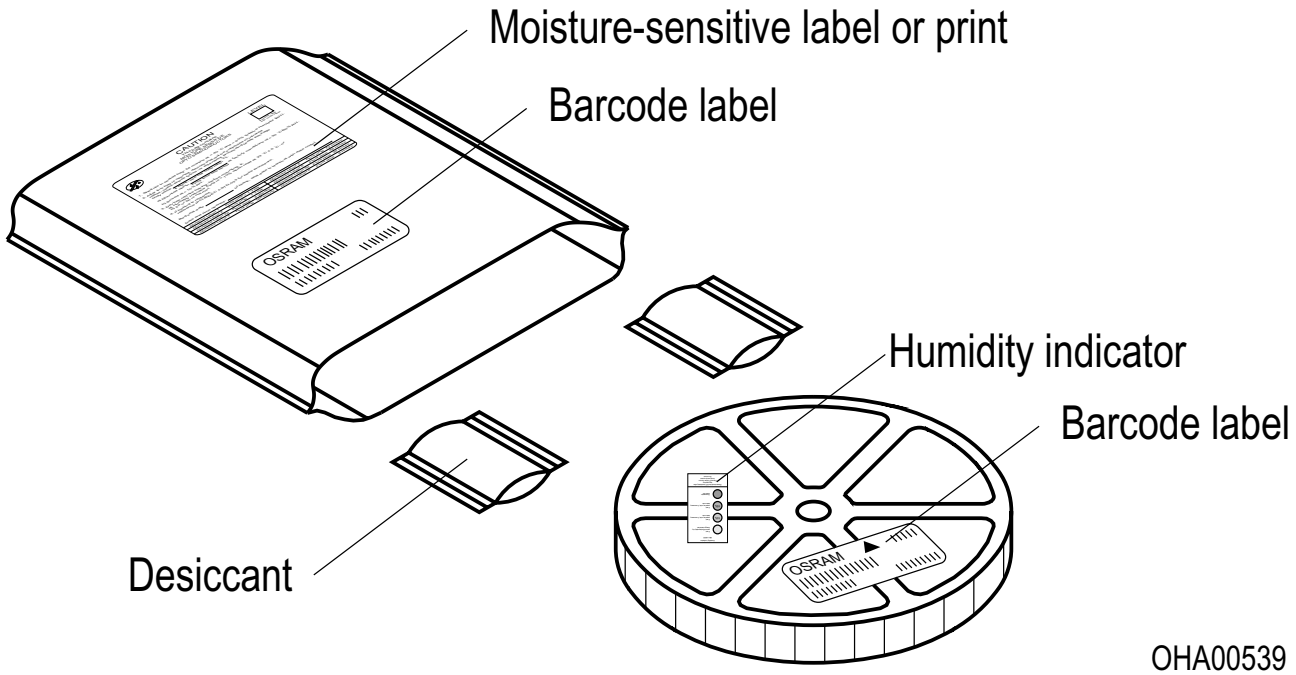

Moisture-sensitive product is packed in a dry bag containing desiccant and a humidity card according JEDEC-STD-033.

Discontinued

Downloaded from Arrow.com.

Notes

The evaluation of eye safety occurs according to the standard IEC 62471:2006 (photo biological safety of lamps and lamp systems). Within the risk grouping system of this IEC standard, the device specified in this data sheet falls into **exempt risk group - Exempt**.

Subcomponents of this device contain, in addition to other substances, metal filled materials including silver. Metal filled materials can be affected by environments that contain traces of aggressive substances. Therefore, we recommend that customers minimize device exposure to aggressive substances during storage, production, and use. Devices that showed visible discoloration when tested using the described tests above did show no performance deviations within failure limits during the stated test duration. Respective failure limits are described in the IEC60810.

For further application related information please visit https://ams-osram.com/support/application-notes

Discontinued

Downloaded from Arrow.com.

Disclaimer

Attention please!

The information describes the type of component and shall not be considered as assured characteristics. Terms of delivery and rights to change design reserved. Due to technical requirements components may contain dangerous substances.
For information on the types in question please contact our Sales Organization.
If printed or downloaded, please find the latest version on our website.

Packing

Please use the recycling operators known to you. We can also help you – get in touch with your nearest sales office. By agreement we will take packing material back, if it is sorted. You must bear the costs of transport. For packing material that is returned to us unsorted or which we are not obliged to accept, we shall have to invoice you for any costs incurred.

Product and functional safety devices/applications or medical devices/applications

Our components are not developed, constructed or tested for the application as safety relevant component or for the application in medical devices.
Our products are not qualified at module and system level for such application.

In case buyer – or customer supplied by buyer – considers using our components in product safety devices/ applications or medical devices/applications, buyer and/or customer has to inform our local sales partner immediately and we and buyer and /or customer will analyze and coordinate the customer-specific request between us and buyer and/or customer.

Discontinued

Downloaded from Arrow.com.

Glossary

1) **Radiant intensity:** Measured at a solid angle of Ω = 0.01 sr

2) **Brightness:** The brightness values are measured with a tolerance of ±11%.

3) **Reverse Operation:** This product is intended to be operated applying a forward current within the specified range. Applying any continuous reverse bias or forward bias below the voltage range of light emission shall be avoided because it may cause migration which can change the electro-optical characteristics or damage the LED.

4) **Forward Voltage:** The forward voltages are measured with a tolerance of ±0.1 V.

5) **Total radiant flux:** Measured with integrating sphere.

6) **Thermal resistance:** junction - soldering point, of the device only, mounted on an ideal heatsink (e.g. metal block)

7) **Thermal resistance:** junction - ambient, mounted on PC-board (FR4), padsize 16 mm² each

8) **Typical Values:** Due to the special conditions of the manufacturing processes of semiconductor devices, the typical data or calculated correlations of technical parameters can only reflect statistical figures. These do not necessarily correspond to the actual parameters of each single product, which could differ from the typical data and calculated correlations or the typical characteristic line. If requested, e.g. because of technical improvements, these typ. data will be changed without any further notice.

9) **Testing temperature:** TA = 25°C (unless otherwise specified)

10) **Tolerance of Measure:** Unless otherwise noted in drawing, tolerances are specified with ±0.1 and dimensions are specified in mm.

11) **Tape and Reel:** All dimensions and tolerances are specified acc. IEC 60286-3 and specified in mm.

Discontinued

Downloaded from Arrow.com.

Revision History

Version	Date	Change
1.5	2020-08-26	Schematic Transportation Box Dimensions of Transportation Box
1.6	2024-12-15	Dimensional Drawing New Layout
1.7	2026-07-13	Discontinued

Discontinued

Downloaded from Arrow.com.

Discontinued

EU RoHS and China RoHS compliant product
此产品符合欧盟 RoHS 指令的要求；
按照中国的相关法规和标准，
不含有毒有害物质或元素。

Published by ams-OSRAM AG
Tobelbader Strasse 30, 8141 Premstaetten, Austria
Phone +43 3136 500-0
ams-osram.com
© All rights reserved

Downloaded from Arrow.com.