

1N4148W

Surface Mount Switching Diodes

VOLTAGE 100 Volt **POWER** 410mWatt

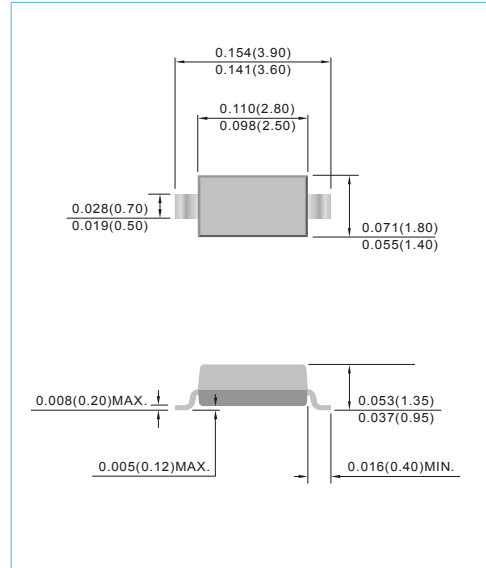
SOD-123 Unit : inch(mm)

FEATURES

- Fast switching Speed.
- Electrically Identical to Stander JEDEC
- High Conductance
- Surface Mount Package Ideally Suited for Automatic Insertion.
- Lead free in compliance with EU RoHS 2.0
- Green molding compound as per IEC 61249 standard

MECHANICAL DATA

- Case : SOD-123 plastic case.
- Terminals : Solderable per MIL-STD-750,Method 2026
- Approx. Weight : 0.0003 ounce, 0.0103 gram



MAXIMUM RATINGS AND ELECTRICAL CHARACTERISTICS (T_J=25°C unless otherwise noted)

PARAMETER	SYMBOL	VALUE	UNITS
Reverse Voltage	V _R	75	V
Peak Reverse Voltage	V _{RM}	100	V
RMS Voltage	V _{RMS}	50	V
Maximum DC Blocking Voltage	V _{DC}	75	V
Maximum Average Forward Current at T _A =25°C	I _{F(AV)}	200	mA
Peak Forward Surge Current, 0.001ms	I _{FSM}	4	A
Power Dissipation Derate Above 25°C	P _{TOT}	410	mW
Maximum Forward Voltage	V _F	0.715@1mA 0.855@10mA 1@50mA 1.25@150mA	V
Maximum DC Reverse Current at Rated DC Blocking Voltage T _J = 25°C	I _R	0.025@20V 2.5@75V	μA
Junction Capacitance (Notes 1)	C _J	1.5	pF
Maximum Reverse Recovery Time (Notes 2)	t _{rr}	4	ns
Typical Thermal Resistance (Notes 3)	R _{θJA} R _{θJC} R _{θJL}	450 257 329	°C / W
Operating and Storage Temperature Range	T _J , T _{STG}	-55 to +150	°C

NOTES :

- 1.CJ at V_R=0, f=1MHZ.
- 2.From I_F=10mA to I_R=1mA, V_R=6Volts, R_L=100Ω.
- 3.Mounted on a FR4 PCB, single-sided copper, with 100cm² copper pad area.

1N4148W

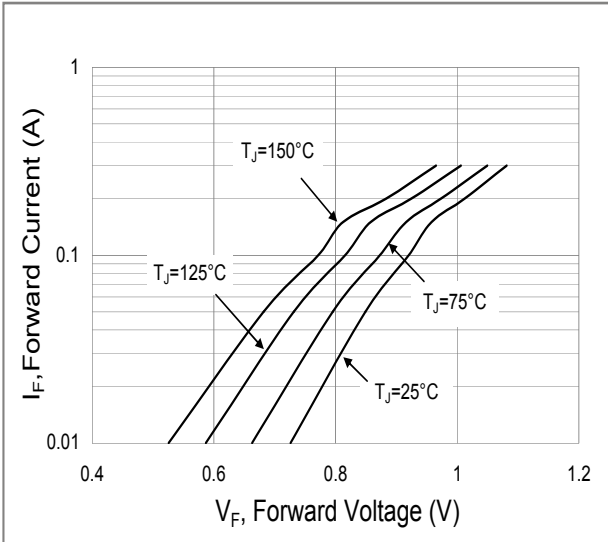


Fig.1 Typical Forward Characteristics

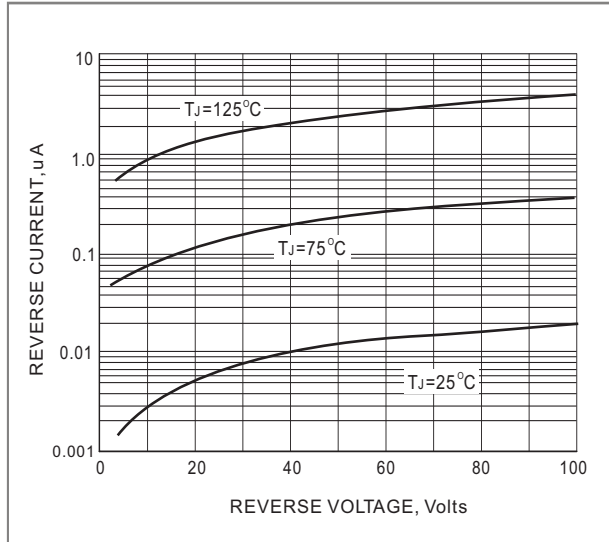


FIG. 2 TYPICAL REVERSE CHARACTERISTICS

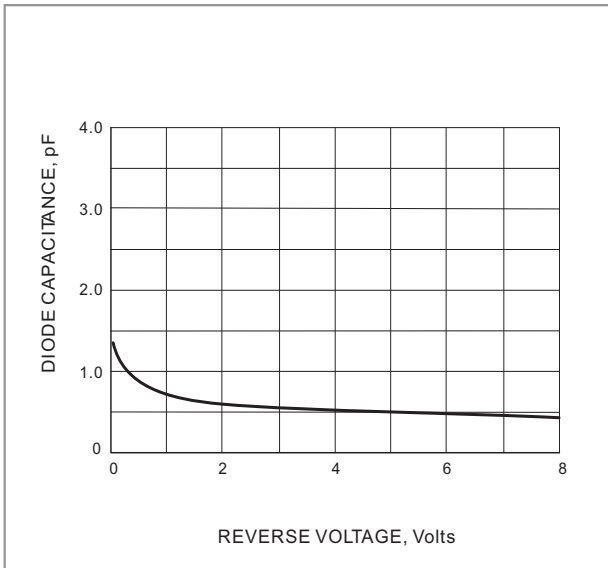


FIG. 3 TYPICAL JUNCTION CAPACITANCE

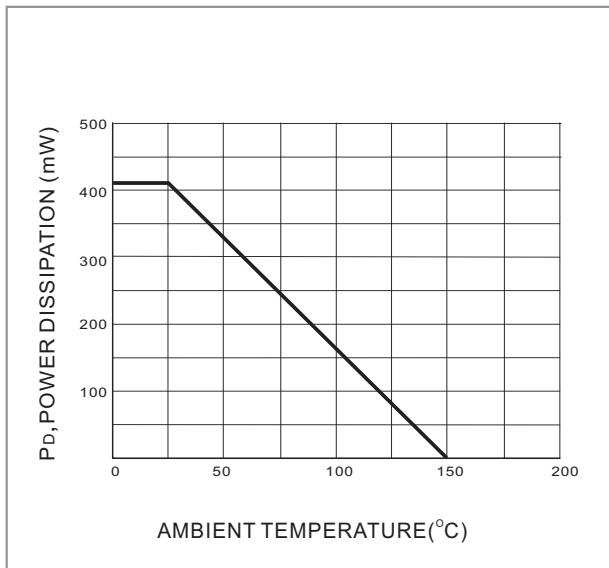


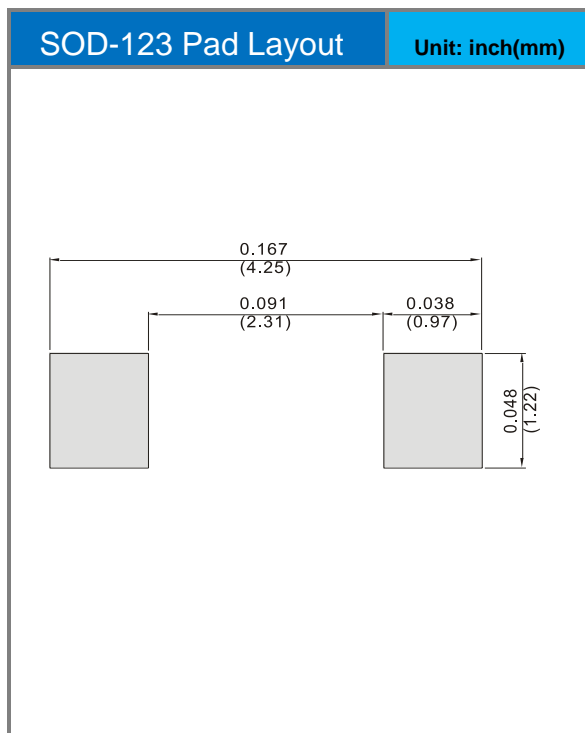
FIG. 4 POWER DERATING CURVE

1N4148W

Product and Packing Information

Part No.	Package Type	Packing Type	Marking
1N4148W	SOD-123	3K pcs / 7" reel	A2

Mounting Pad Layout



1N4148W

Disclaimer

- Reproducing and modifying information of the document is prohibited without permission from Panjit International Inc..
- Panjit International Inc. reserves the rights to make changes of the content herein the document anytime without notification. Please refer to our website for the latest document.
- Panjit International Inc. disclaims any and all liability arising out of the application or use of any product including damages incidentally and consequentially occurred.
- Panjit International Inc. does not assume any and all implied warranties, including warranties of fitness for particular purpose, non-infringement and merchantability.
- Applications shown on the herein document are examples of standard use and operation. Customers are responsible in comprehending the suitable use in particular applications. Panjit International Inc. makes no representation or warranty that such applications will be suitable for the specified use without further testing or modification.
- The products shown herein are not designed and authorized for equipments requiring high level of reliability or relating to human life and for any applications concerning life-saving or life-sustaining, such as medical instruments, transportation equipment, aerospace machinery et cetera. Customers using or selling these products for use in such applications do so at their own risk and agree to fully indemnify Panjit International Inc. for any damages resulting from such improper use or sale.
- Since Panjit uses lot number as the tracking base, please provide the lot number for tracking when complaining.