

Series 800 Mighty Mouse Metal Protective Covers with UN Mating Thread 667-184 and 667-185 Ordering Information



Accessories



Protective covers fit Series 800 plug and receptacle connectors. Aluminum or stainless steel. Fluorosilicone rubber gasket protects connector from contamination and water ingress. Attach to panel or cable with a variety of lanyards and fittings. Lanyard styles include braided nylon rope, stainless steel wire or sash chain. Stainless steel wire available with flexible, rugged polyurethane coating or Fluoropolymer sleeve for high temperature requirements.

How To Order		667-184	-M	-G	9	04	-6	X
Sample Part Number								
Series (See Table I)	667-184 = Plug Cover 667-185 = Receptacle Cover							
Shell Material and Finish	C = Aluminum / Black Anodize (Non-Conductive) RoHS Compliant M = Aluminum / Electroless Nickel RoHS Compliant MT = Aluminum / Nickel-PTFE RoHS Compliant NF = Aluminum / Cadmium with Olive Drab Chromate ZNU = Aluminum / Zinc-Nickel with Black Chromate Z1 = Stainless Steel / Passivated RoHS Compliant							
Attachment Type	-D = Bead Chain, CRES, Passivate -F = Wire Rope, Nylon Jacket -G = Nylon Rope -H = SST Wire Rope, Fluoropolymer Jacket -N = No Attachment -R = Wire Rope, PVC Jacket -S = SST Sash Chain -SK = Nylon Rope With Slip Knot -T = SST Wire Rope, No Jacket -U = SST Wire Rope, Polyurethane Jacket "SST" = Stainless Steel							
Shell Size	5, 6, 7, 8, 9, 10, 12							
Attachment Code (See Table II)	Small Ring = 01, 02, 04, 06 Large Ring = 14 thru 33 Split Ring = 50 thru 68							
Attachment Length (Inches)	Omit for attachment Type N (No Attachment) Example: "-6" equals six inch length							
Alternate Polarization	X, Y, Z; Omit for Normal							

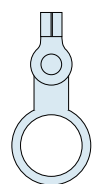
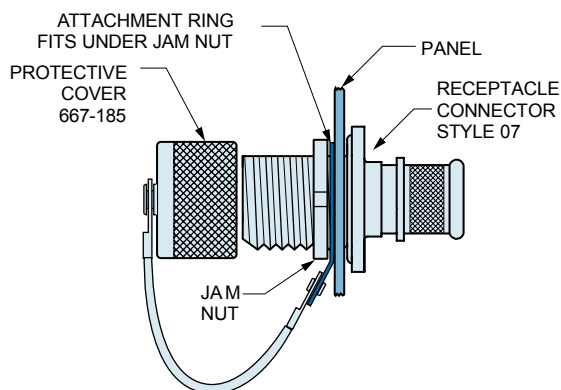
Table I: Shell Style	
667-184 Plug Cover	667-185 Receptacle Cover

Table II: Attachment Code	
Omit for attachment types N (No Attachment) and SK (Slip Knot)	
	00 - No Eyelet
	01 - .125 (3.2) I.D.
	02 - .145 (3.6) I.D.
	04 - .182 (4.6) I.D.
	06 - .197 (5.0) I.D.
	32 - .265 (6.73) I.D.
	29 - .315 (8.00) I.D.
	14 - .385 (9.78) I.D.
	15 - .445 (11.30) I.D.
	33 - .510 (12.95) I.D.
	16 - .570 (14.48) I.D.
	17 - .635 (16.13) I.D.
	18 - .695 (17.65) I.D.
	27 - .766 (19.46) I.D.
	50 - .432 (11.0) I.D.
	52 - .492 (12.5) I.D.
	54 - .648 (16.5) I.D.
	56 - .757 (19.2) I.D.
	58 - .898 (22.8) I.D.
	60 - 1.023 (26.01) I.D.
	64 - 1.137 (28.9) I.D.
	68 - 1.357 (34.5) I.D.

Dimensions in Inches (millimeters) are subject to change without notice.

Series 800 Mighty Mouse Metal Protective Covers with UN Mating Thread 667-184 and 667-185 Dimensions

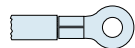
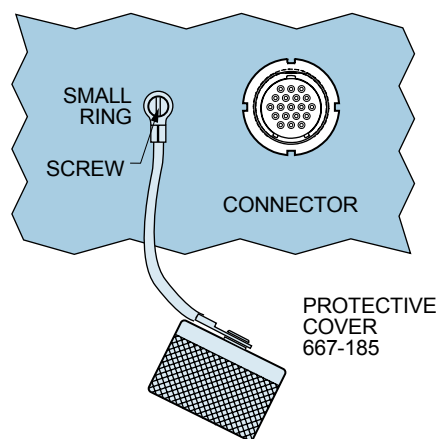
667-185 Cover Attachment for RPM Jam Nut Receptacle



Solid Ring

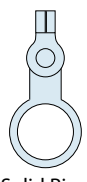
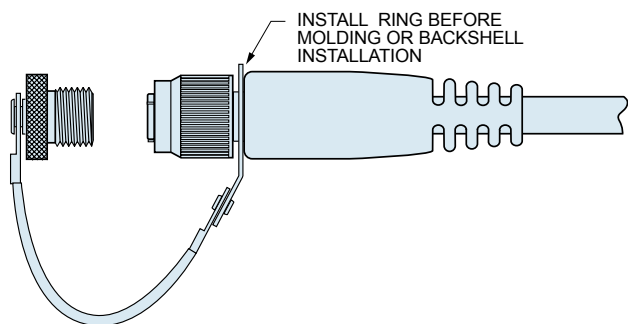
Attch. Code	Shell Size	Ring I.D.		Ring O.D.	
		In.	mm.	In.	mm.
		± .010	±0.25	± .015	± 0.38
29	5	0.315	8.00	0.44	11.18
14	6	0.385	9.78	0.51	12.95
15	7	0.445	11.30	0.57	14.48
33	8	0.510	12.95	0.62	15.75
16	9	0.570	14.48	0.69	17.53
17	10	0.635	16.13	0.76	19.30
27	12	0.766	19.46	0.89	22.61

667-185 Cover Attachment to a Panel with a Screw

Small Ring for
Attaching Receptacle
Covers to a Panel with
a Screw

Attch. Code	Screw Size	Ring I.D.		Ring O.D.	
		In.	mm.	In.	mm.
		±.005	±0.13	Max.	Max.
01	#4, M3	.126	3.20	.31	7.9
02	#6	.145	3.68	.31	7.9
04	#8, M4	.188	4.78	.31	7.9
06	#10	.197	5.00	.31	7.9

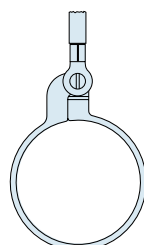
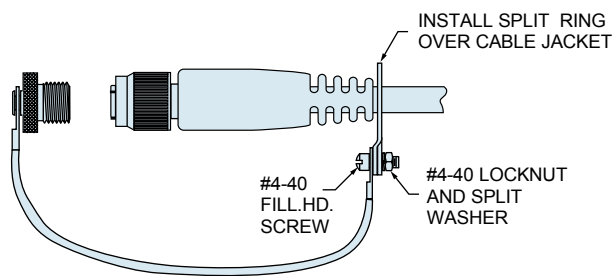
667-184 Cover Attachment to Cable Assembly



Solid Ring

Attch. Code	Shell Size	Ring I.D.		Ring O.D.	
		In.	mm.	In.	mm.
		± .010	±0.25	± .015	± 0.38
29	5	.315	6.73	0.44	11.18
14	6	0.385	9.78	0.51	12.95
33	7,8	0.510	12.95	0.62	15.75
16	9	0.570	14.48	0.69	17.53
17	10	0.635	16.13	0.76	19.30
18	12	0.695	17.65	0.82	20.83

667-184 Cover Attachment for Cable

Large Split Ring for
Attaching Covers to
Cables

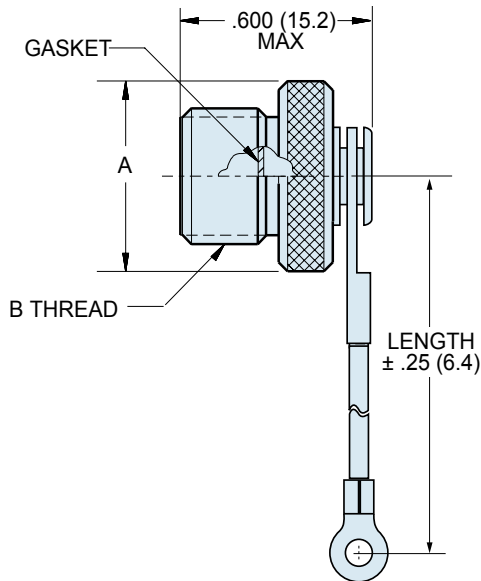
Attch. Code	Max. Cable Dia. (in.)	Ring Diameter			
		Min. ID		Max. OD	
		In.	mm.	In.	mm.
50	.410	.420	10.67	.580	14.73
52	.470	.480	12.19	.640	16.26
54	.625	.635	16.13	.796	20.22
56	.735	.745	18.92	.905	22.99
58	.875	.885	22.48	1.046	26.57
60	1.000	1.010	25.65	1.171	29.74
64	1.115	1.125	28.58	1.285	32.64
68	1.335	1.345	34.16	1.505	38.23

Dimensions in Inches (millimeters) are subject to change without notice.

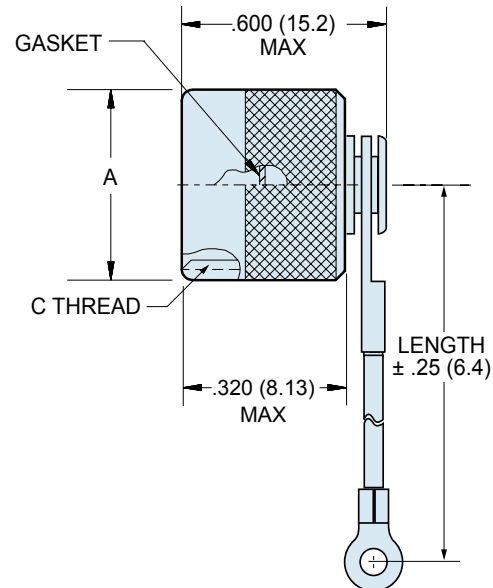
Series 800 Mighty Mouse Metal Protective Covers with UN Mating Thread 667-184 and 667-185 Dimensions



Accessories



667-184 Plug Cover



667-185 Receptacle Cover






X

Dimensions				
Shell Size	A Max.		B	C
	In.	mm.		
5	.462	11.73	.3125-28 UN-2A	.3125-28 UN-2B
6	.525	10.80	.3750-28 UN-2A	.3750-28 UN-2B
7	.588	14.94	.4375-28 UNEF-2A	.4375-28 UNEF-2B
8	.650	16.51	.5000-32 UN-2A	.5000-32 UN-2B
9	.713	18.11	.5625-32 UN-2A	.5625-32 UN-2B
10	.838	21.29	.6250-32 UN-2A	.6250-32 UN-2B
12	.900	22.86	.7500-28 UN-2A	.7500-28 UN-2B

NOTES

Materials and Finishes

- Cover: Aluminum alloy per ASTM B211, or stainless steel per AMS-QQ-S-763
- Gasket: Fluorosilicone rubber
- Wire, Hardware: Stainless steel, passivated

Lanyard options	
	-65° to +100°C., black, very flexible, very good abrasion resistance, good resistance to fuels, .120" (3mm) diameter
	Black polyurethane over stainless steel rope, -65° to +125°C., very flexible, excellent abrasion resistance, excellent resistance to fuels, .080" (2mm) diameter
	Translucent FEP jacket over stainless steel, -65° to +200°C., fair flexibility, good abrasion resistance, .100" diameter
	Stainless steel, #8 chain, .240" (6mm)
	65° to +100°C., black, very flexible, very good abrasion resistance, good resistance to fuels, .120" (3mm) diameter. Length includes .5" (13mm) diameter loop.

Dimensions in Inches (millimeters) are subject to change without notice.